

COVID-19 Updates

March 29, 2022

DESMAR WALKES MD, HEALTH AUTHORITY/MEDICAL DIRECTOR
CITY OF AUSTIN/TRAVIS COUNTY



Variant Proportions in Texas

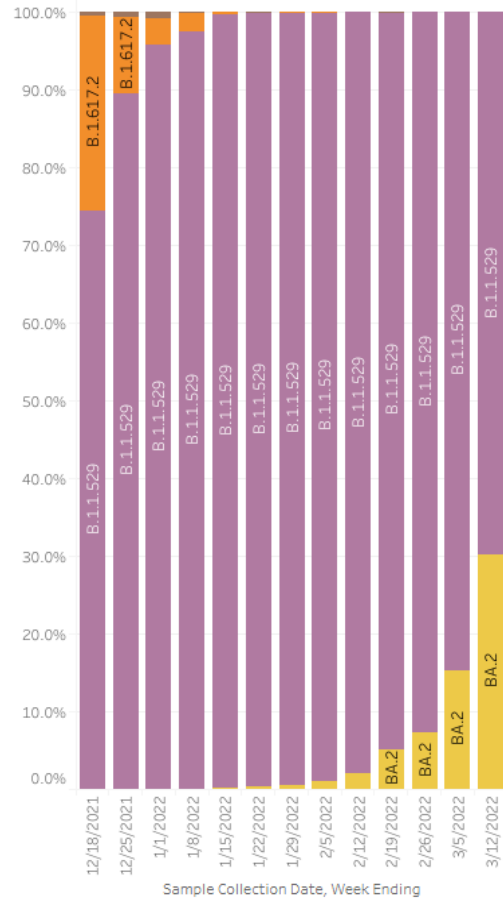
Week Ending

March 12, 2022

Texas: December 12, 2021 - March 12, 2022

Texas: March 6, 2022 - March 12, 2022

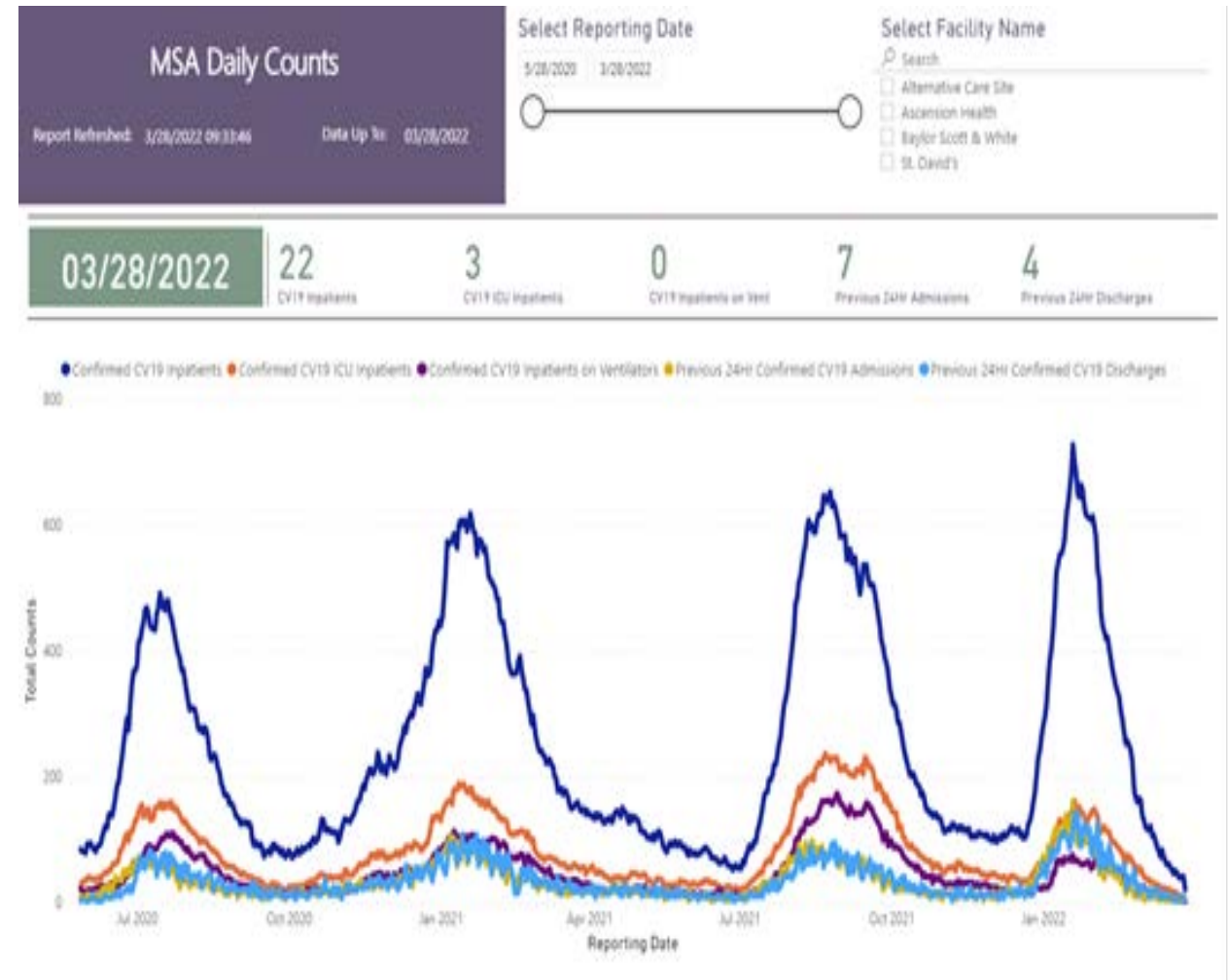
Texas: March 6, 2022 - March 12, 2022



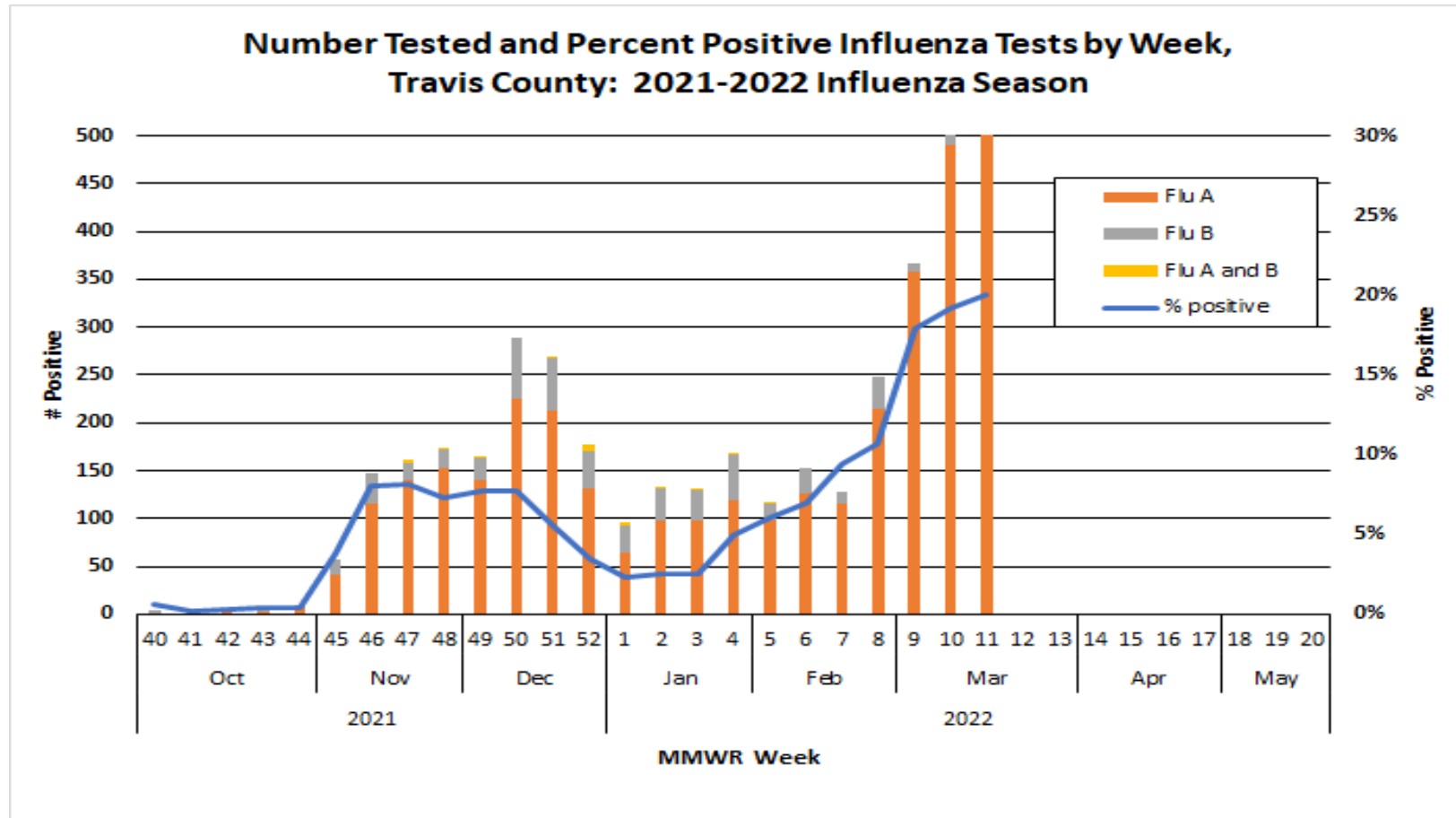
WHO label	Lineage	Type	Counts	% Total
Omicron	B.1.1.529	VOC	107	69.9%
	BA.2	VOC	46	30.1%

Data Source: Centers for Disease Control and Prevention (CDC)
Commercial Partner Laboratories and Texas Department of State Health
Services (DSHS) Austin Laboratory, last updated 03/22/2022

Additional Resources: CDC COVID-19 National Genomic Surveillance
Dashboard: <https://www.cdc.gov/coronavirus/2019-ncov/cases-updates/variant-surveillance/genomic-surveillance-dashboard.html>, SARS-CoV-2 (hCoV-19) Mutation
Situation Reports <https://outbreak.info/situation-reports/>, Nextstrain SARS-CoV-2
resources <https://nextstrain.org/sars-cov-2/>, CoVariants <https://covariants.org/>, PANGO
Lineage Reports https://cov-lineages.org/global_report.html



Influenza Report Week 11



Covid-19 Cases Austin-Travis County Food Establishments and Bars

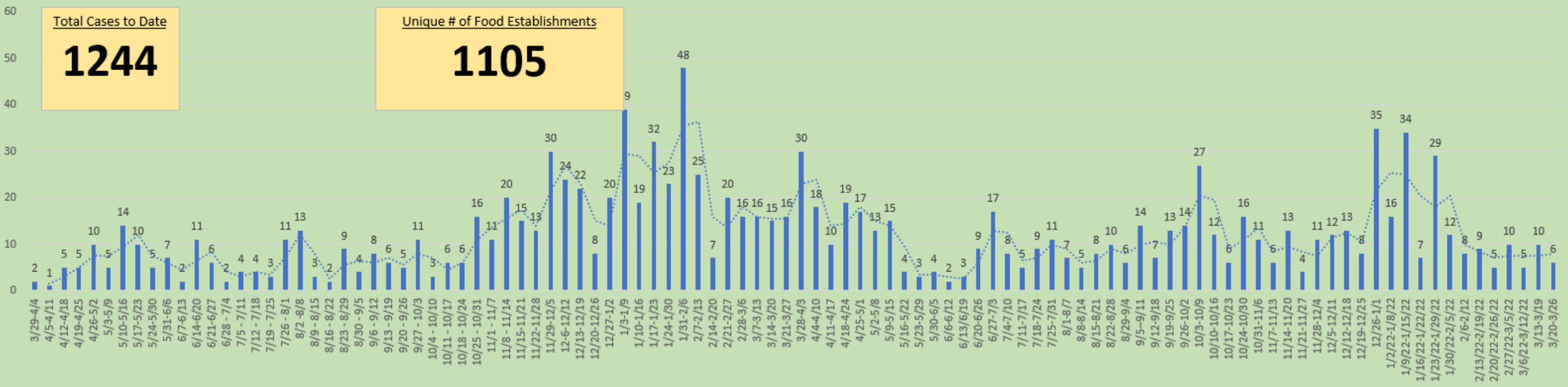
COVID Case Tracking of Retail Food Establishments in Austin/Travis County

Total Cases to Date

1244

Unique # of Food Establishments

1105





Long Term Care Facility COVID-19 Report

APH Epidemiology and Public Health Preparedness

Total Cases

5,549

Resident Cases

2,915

Staff Cases

2,634

Total Deaths

357

New Cases
Last 14 Days

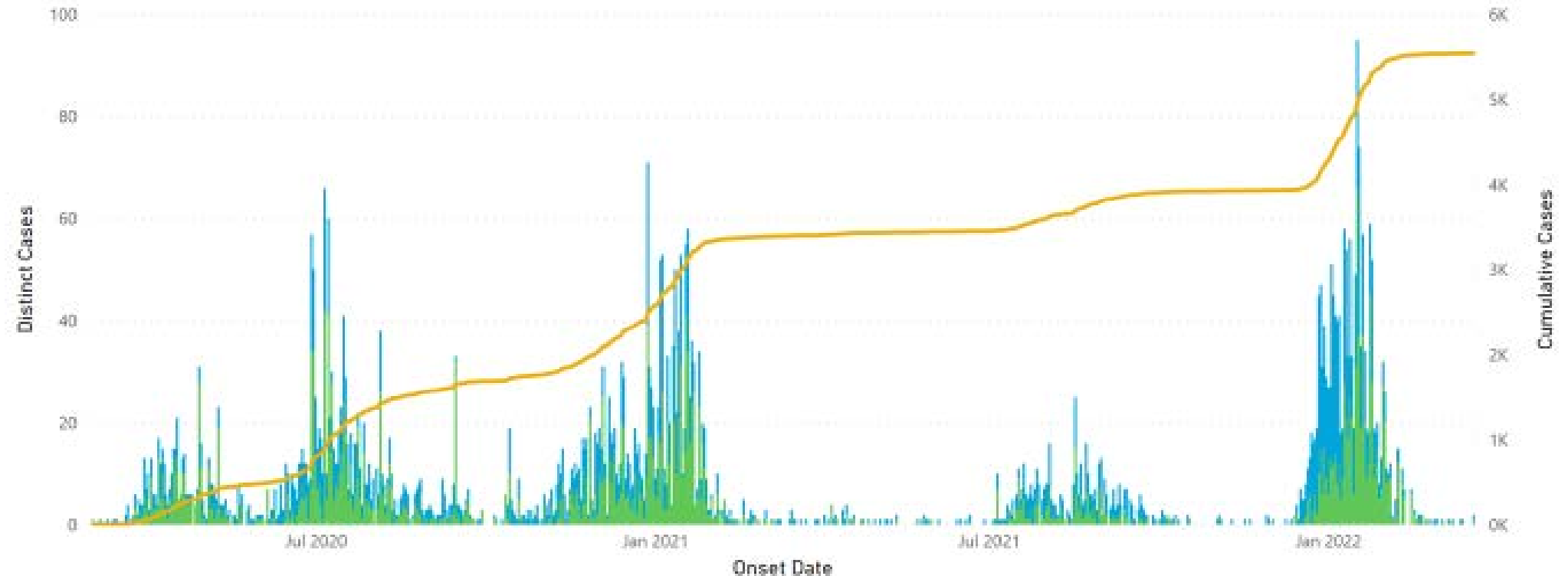
4

New Cases
Last 28 Days

11

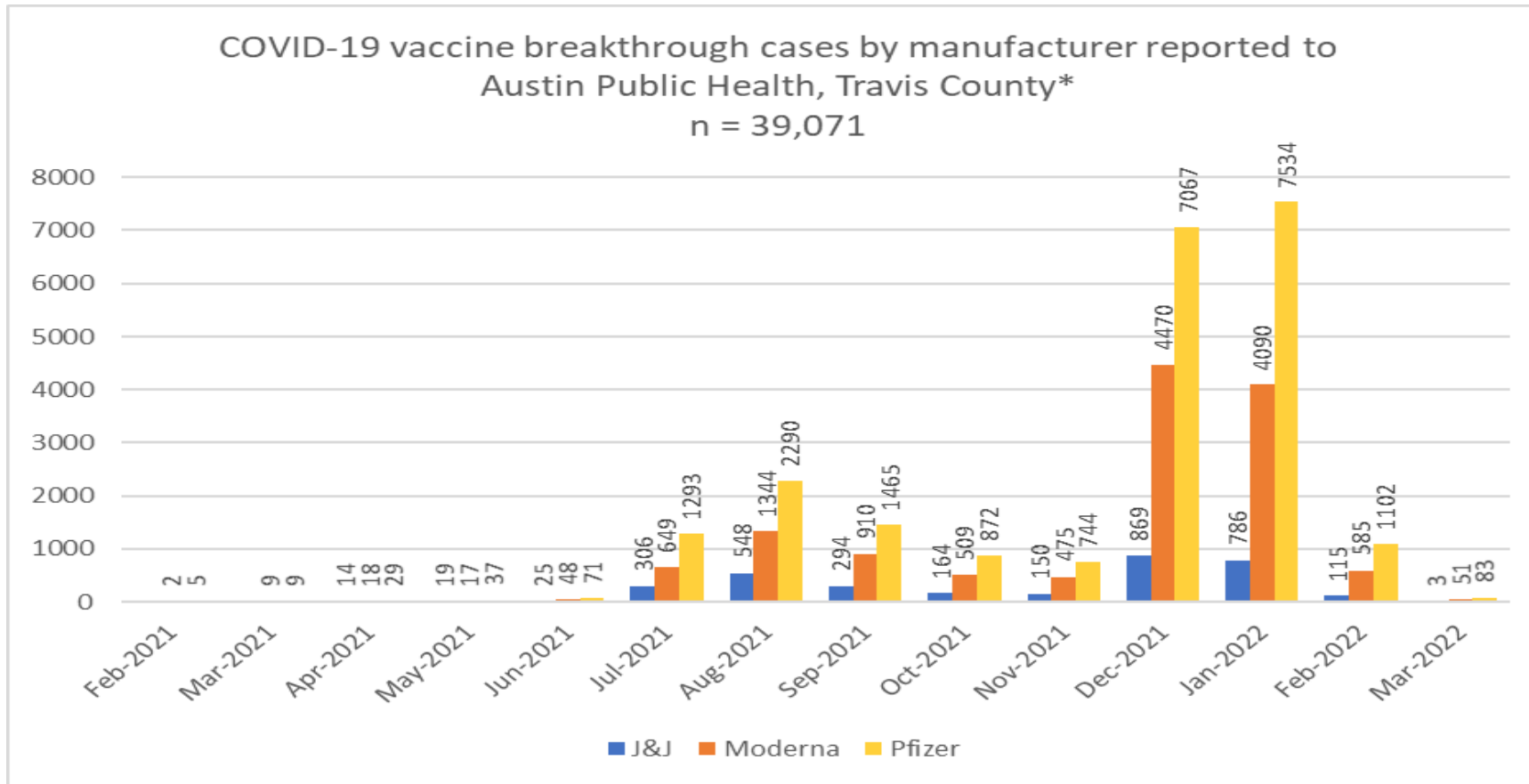
Distinct Cases and Cumulative Cases by Onset Date and Role

Role ● Resident ● Staff ● Cumulative Cases



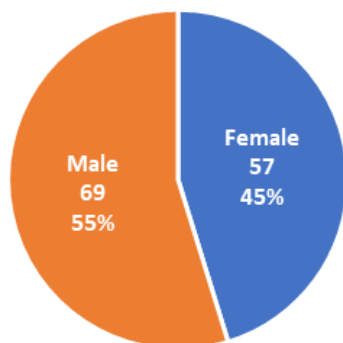
Data As of Date
3/25/2022 2:27:21 AM

Vaccine Breakthrough Cases



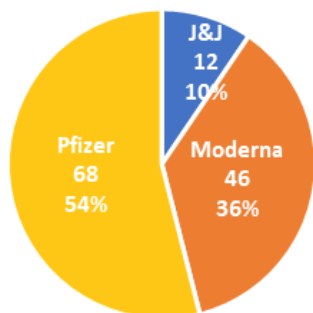
Vaccine breakthrough cases who died of COVID-19-associated causes, Travis County

n = 126



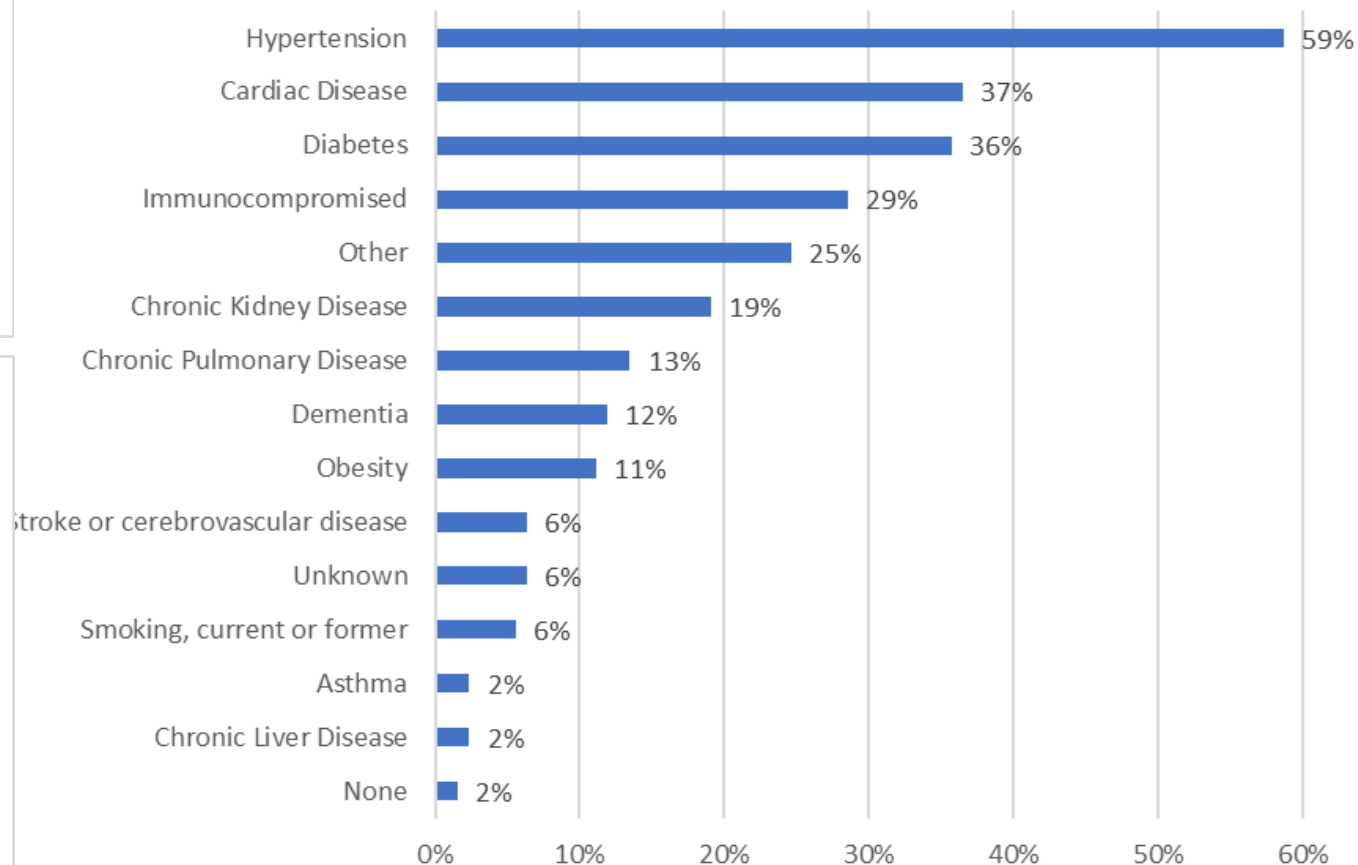
Vaccine breakthrough cases who died of COVID-19-associated causes, Travis County

n = 126

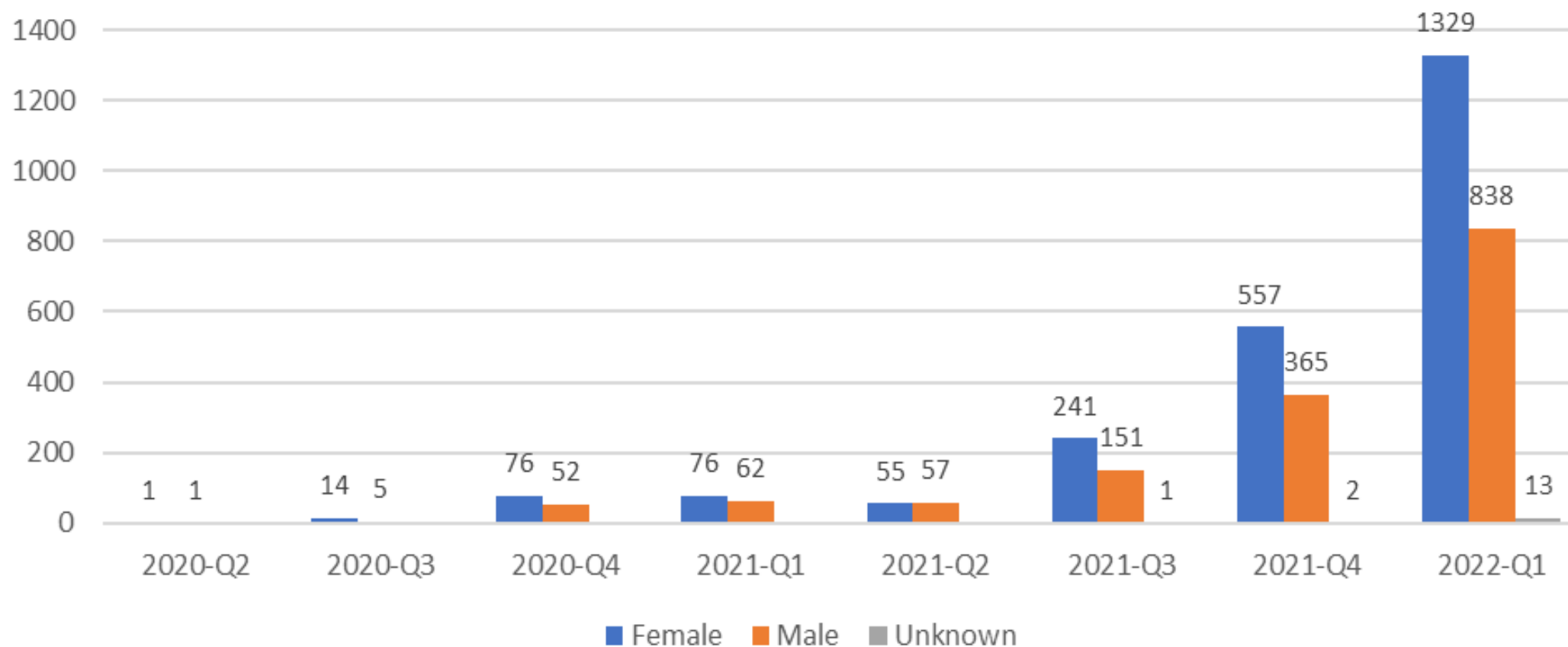


Comorbidities of vaccine-breakthrough cases who died of COVID-19-associated causes, Travis County

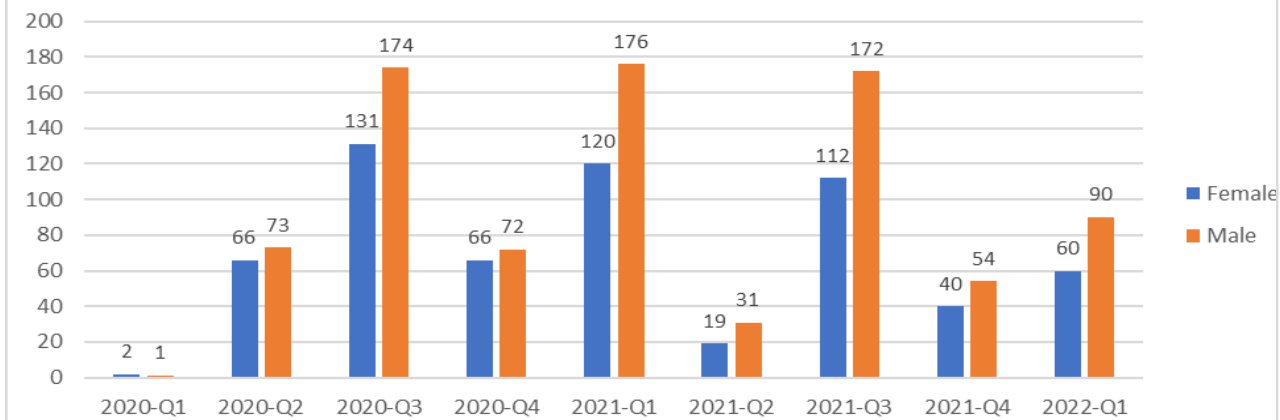
n = 126



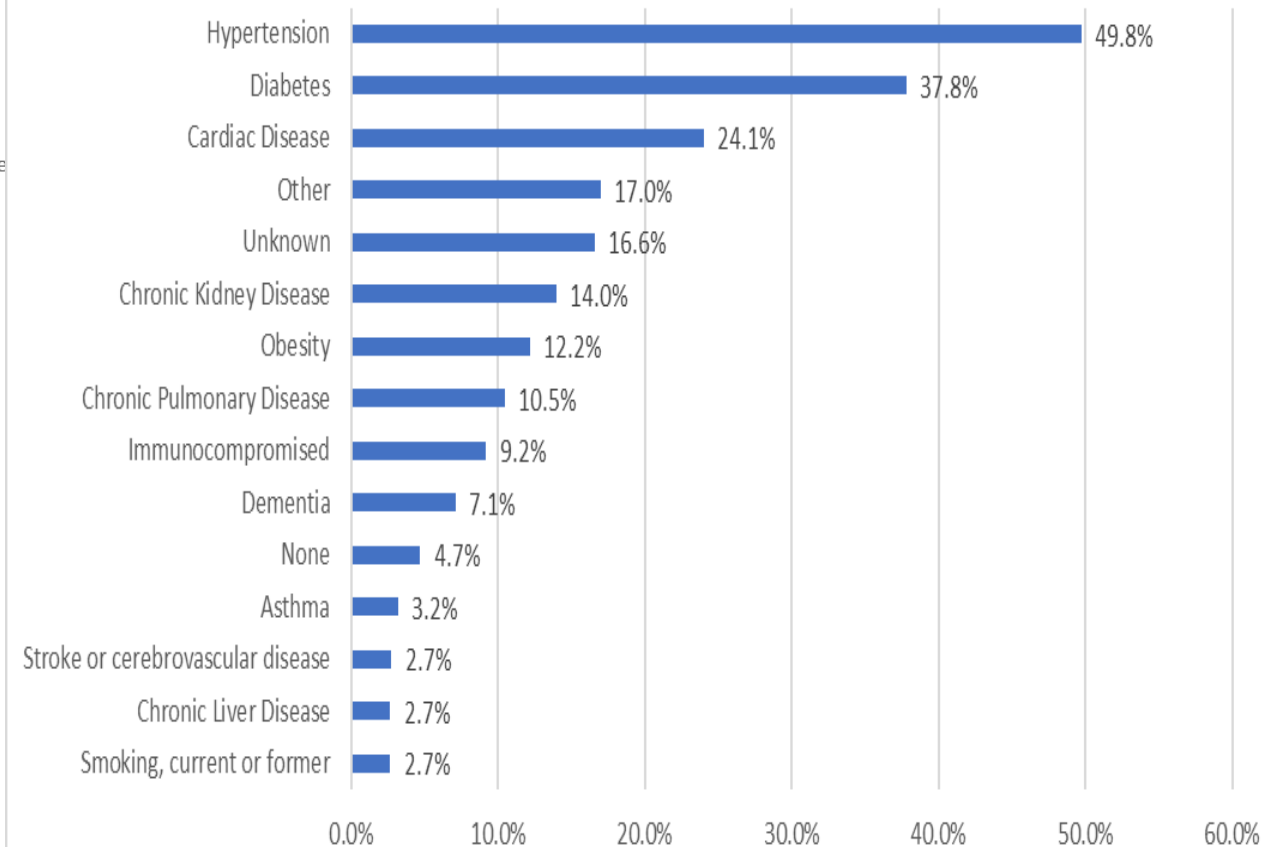
COVID-19 reinfection cases reported to Austin Public Health, Travis
County*
n = 3,896



COVID-19 associated deaths by sex and date of death, Travis County
n = 1,459



Comorbidities of persons who died of COVID-19 associated causes, Travis County
n = 1,459















Updated Risk Based Guidelines

Published: March 22, 2022



COVID-19 Risk-Based Guidelines Chart

Hospitals, nursing homes and congregate facilities including jails and shelters follow APH guidelines—or—the facilities' regulatory policy.

COVID-19 Community Levels	Gatherings		Dining		Shopping	
	Up to date	At risk	Up to date	At risk	Up to date	At risk
Low						
Medium Mask when social distancing is not possible.						
High						



Places that require vaccines and masks may pose a lower risk.



Mask optional, continue washing hands and other hygiene precautions. People may choose to mask at any time. Anyone with symptoms, a positive test, or exposure to someone with COVID-19 should wear a mask according to CDC guidance.



Take prevention measures: wear a mask, wash your hands and social distance following CDC guidelines

CDC's COVID-19 Community Level recommendations do not change current travel requirements, including the requirement to wear masks on public transportation and indoor in U.S. transportation hubs.

Up to date: A person has received all recommended COVID-19 vaccines and boosters.

At risk: Talk to your doctor to determine whether you are at risk.

Source: <https://covid.cdc.gov/covid-data-tracker/#datatracker-home>



MOCK Key Indicators (Austin - Travis County)

Data Refreshed: 3/17/2022
More info: www.austintexas.gov/covid19
(Mobile View)

Travis County Community Level

Low

CDC COVID-19 Community Levels

A measure of the impact of COVID-19 illness on health and healthcare systems ([Link](#))

COVID Community level in Travis County, Texas, community level is **Low**

Indicators:

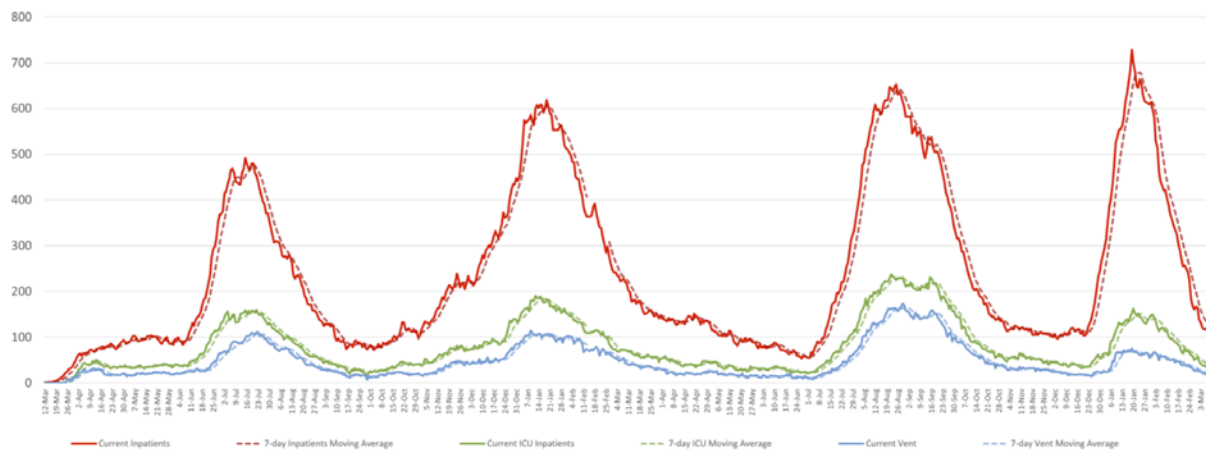
New Admissions per 100,000 population (7-day total),

Percent of staffed inpatient beds occupied by COVID-19 patients (7-day average)

Percent of staffed inpatient beds occupied by COVID-19 patients (7-day average)

Austin MSA Current Inpatients, ICU Inpatients, and Inpatients Using Ventilators with 7-day Moving Averages as Reported by Austin Public Health

Use slider or hover to see detailed information



7-day Moving Average of New Admissions

8

Hospitalized

61

In ICU

21

On Ventilator

8

Main

Death Demographics

People Wearing Masks

Flu

Notes



COVID-19 County Check

Find community levels and prevention steps by county.

Select a Location (all fields required)

State

County

Go

- [How CDC Measures the COVID-19 Community Levels](#)
- [U.S. COVID-19 Community Levels by County Map](#)
- [COVID-19 Community Level and COVID-19 Prevention](#)

Data provided by CDC, updates every Thursday by 8 pm ET



APH, local, state and national Healthcare Providers support anyone who wears a mask as an extra layer of protection

Thank you

COVID-19 Operations Update

March 29, 2022

ADRIENNE STURRUP, DIRECTOR



GOALS

- ① **To increase the vaccination rates among priority populations.**
- ② **To reduce the disproportionate burden of COVID-19 among populations at increased risk for infection, severe illness, and death.**
- ③ **To address health disparities and inequities related to COVID-19 with a holistic & comprehensive approach.**

APH's COVID-19 EQUITY STRATEGIES

- ① Access and Outreach
- ② Address Social Determinants of Health
- ③ Transform Public Health System

Access and Outreach

Access

- Clinic location and hours
- Pop-up clinics in focused areas
- In-home options available
- Partnerships with community-based organizations

Removing Barriers

- Limited paperwork to get a vaccine
- On-line and telephone options in multiple languages to register
- Call Center to answer questions/follow-up for appointments
- Walk-up options

Outreach

- Culturally/linguistically appropriate information
- Where people live, work and play
- Contracting with community partners as trusted messengers

DESIRED OUTCOME: 70% VACCINATION RATES ACROSS ALL PRIORITY POPULATIONS & GEOGRAPHIC AREAS

SOCIAL DETERMINANTS OF HEALTH (SDOH)

Social Determinants of Health



Social determinants of health (SDOH) have a major impact on people's health, well-being, and quality of life. Examples of SDOH include:

- Safe housing, transportation, and neighborhoods
- Racism, discrimination, and violence
- Education, job opportunities, and income
- Access to nutritious foods and physical activity opportunities
- Polluted air and water
- Language and literacy skills

APH ADDRESS SDOH

COMMUNITY HEALTH WORKERS (CHWs)

- Train, deploy, engage CHWs at APH in community locations

CHWs with PARTNERS

- Train, deploy, engage CHWs at 5 affordable housing and Federally Qualified Health Center (FQHC) locations

CHWs ADDRESS SDOH

- CHWs do SDOH assessment to understand needs
- CHWs make referrals to partner agencies

CHWs ADDRESS UNDERLYING HEALTH CONDITIONS

- Education and programs to support healthy eating, physical activity, tobacco prevention, diabetes management

DESIRED OUTCOMES: (1) Address root causes of health disparities (2) Address chronic disease risk factors (3) Have robust and well-trained Community Health Worker hub for health transformation and for future emergency responses

TRANSFORM THE PUBLIC HEALTH SYSTEM

DIVERSIFY WORKFORCE

- Recruit and diversify our workforce that is sustainable and reflective of COA growing population.

IMPLEMENT RACIAL EQUITY DIVERSITY INCLUSION PLAN

- Hire dedicated staff to train all APH staff on racial equity and inclusion (Equity Academy)
- Engage community to inform additional trainings

FUTURE: TRANSFORM PUBLIC HEALTH DATA SYSTEM

- Reimagine what data is collected and how it is collected, shared and used.

DESIRED OUTCOMES: (1) A diverse workforce that is reflective of Austin's growing population (2) Dedicated staff to implement Department-wide REDI plan and trainings (3) Build APH's capacity for future emergency.

REFLECTIONS

- ① How can we continue to address the conditions in which people live, work, and play, in order to transform public health outcome?
- ② How do we address root causes of inequities including racism?
- ③ How do we, as a City, seize this moment to transform our public health system? What investments can we make?

Overall APH Response Operations and Services

March Monthly Overview

1,267 TOTAL number of COVID-19 Vaccines from
March 1, 2022, to March 28, 2022

<u>Dose #</u>	<u>Moderna</u>	<u>Janssen</u>	<u>Pfizer</u>	<u>TOTALS</u>
Dose 1	87	5	155 (93 are PEDS)	247
Dose 2 (fully vaccinated)	56		179 (101 are PEDS)	235
Dose 3	5		6	11
Dose 4	2		1	3
Booster	425	6	340	771

608 (-90%) is the TOTAL number of COVID-19 Tests from
March 1, 2022, to March 28, 2022

<u>Metz</u>	<u>Mobile Testing</u>
589	19

COVID-19 Testing Options

Metz Elementary School

84 Robert T Martinez Jr St, 78702

Tuesday-Saturday 11 a.m. - 7 p.m.

**APH Tests (3/21/2022-3/26/2022):
141**

Mobile / In-Home Testing

Monday-Friday 8 a.m. - 4 p.m.

Mobile testing appointments can be made by calling **512-972-5560**

Facility Testing

Testing offered to senior living facilities, homeless shelters, and other facilities that have identified one positive COVID-19 case



Vaccine Operations

For more vaccine event locations, visit
<https://www.austintexas.gov/covid19>

Walk-Up Clinics (No Appointment Needed)

Sims Elementary

(J&J, Moderna & Pfizer 5+)

1203 Springdale Rd

Wednesday & Thursday: 2 – 7 p.m.

Saturday: 11 a.m.–3 p.m.

Delco Activity Center: Demobilized 2/25

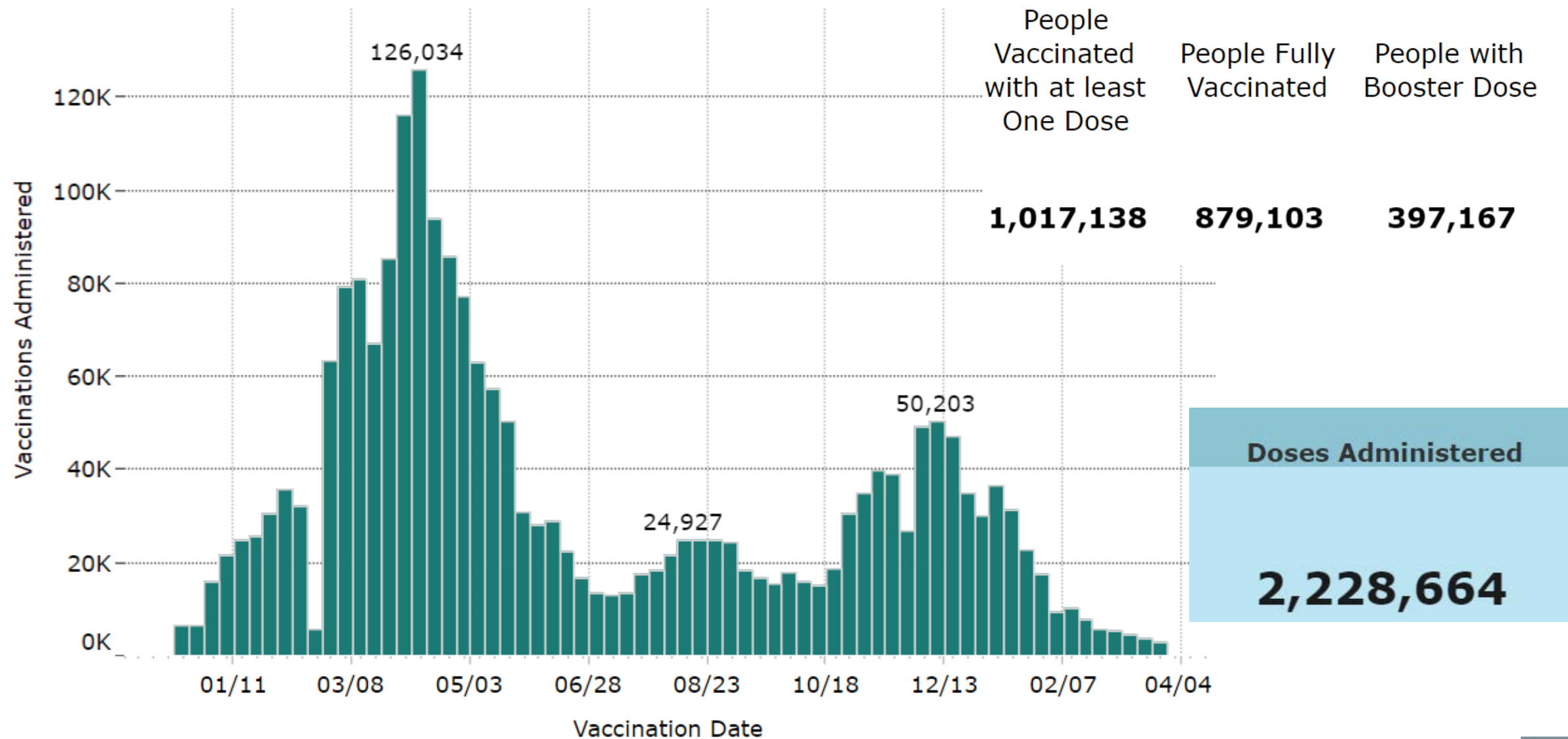
Southeast Branch Library: Demobilized 2/26

Pflugger Hall: Demobilized 3/23

Mobile Operations for March/April 2022

- Home visits
- Pflugerville ISD Rock Gym, 3/29
- Oaks on Lamar Apartments, 3/31
- Sunrise Church, 4/1
- Palm Valley Elementary, 4/2
- Travis Heights Elementary, 4/2
- St. Elmo Brewing, 4/2
- Mexican Consulate, 4/4
- JE Dunn, 4/5
- Riverside Townhomes, 4/5
- Bella Vista Apartments, 4/6
- Compass Rose Destiny, 4/8
- Oaks on North Plaza, 4/13
- Trinity Center, 4/15
- Montopolis Flea Market, 4/16
- UPLift, 4/20
- Dover Fueling Solutions, 4/19, 4/20, and 4/21
- UT Elementary, 4/29

Vaccinations by Week in Travis County



Source: Texas Department of State Health Services, Immunizations Registry ImmTrac2

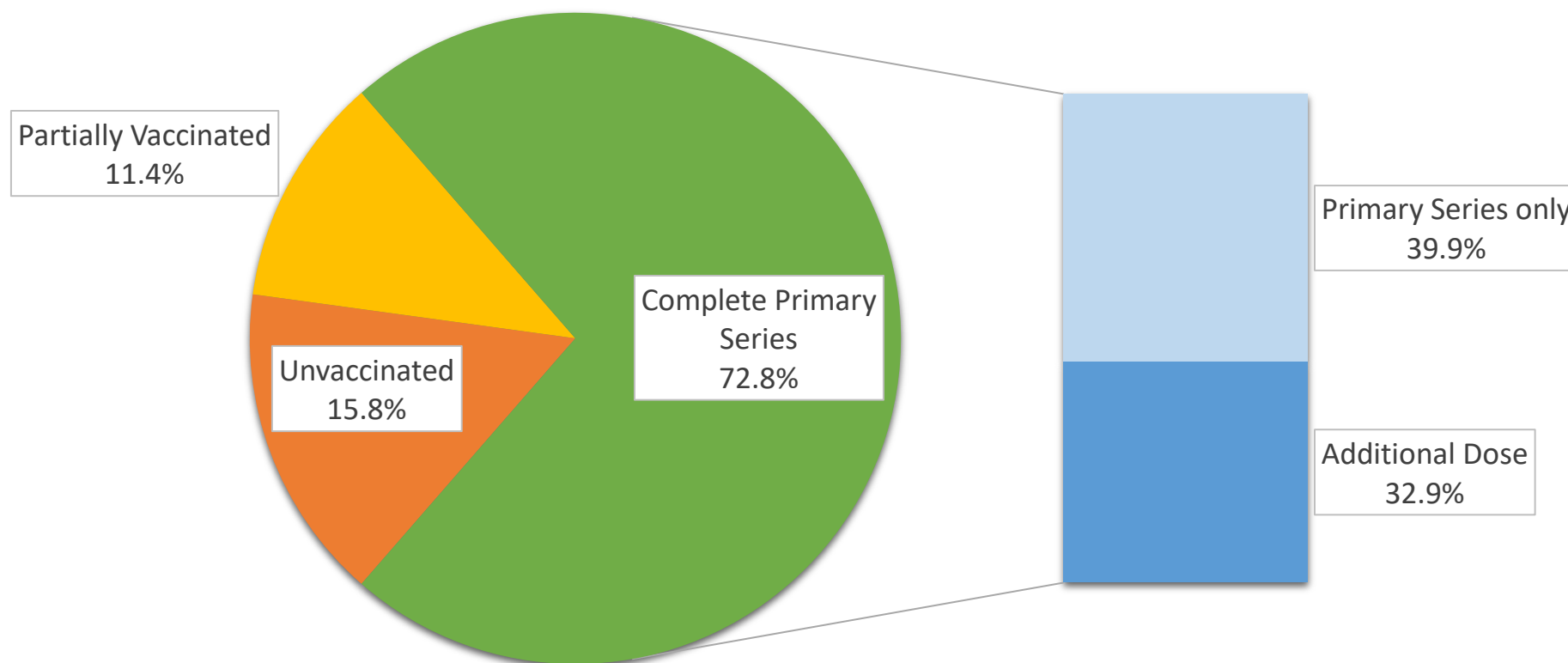
Total Cumulative Vaccine Distribution in Travis County by Age Reported 3/28/22

County Name	Age Group	Doses Administered	People Vaccinated with at least One Dose	People Fully Vaccinated	People With Booster/Third Dose
Travis	05-11	88,801	49,415	39,279	108
Travis	12-15	103,499	50,961	42,896	9,649
Travis	16-49	1,289,978	603,289	516,913	213,874
Travis	50-64	431,296	185,968	165,647	93,619
Travis	65-79	256,915	103,549	93,302	65,512
Travis	80+	57,751	23,633	20,957	14,402
Travis	Unknown	424	323	109	3

Source: Texas Department of State Health Services, Immunizations Registry ImmTrac2

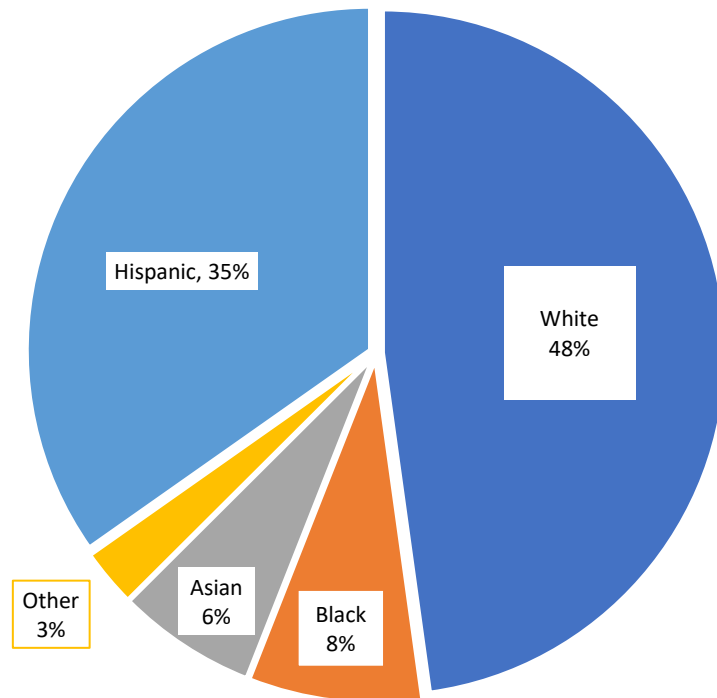
Travis County Residents' Vaccination Status

Travis County by Vaccination Status for Week of March 27, 2022



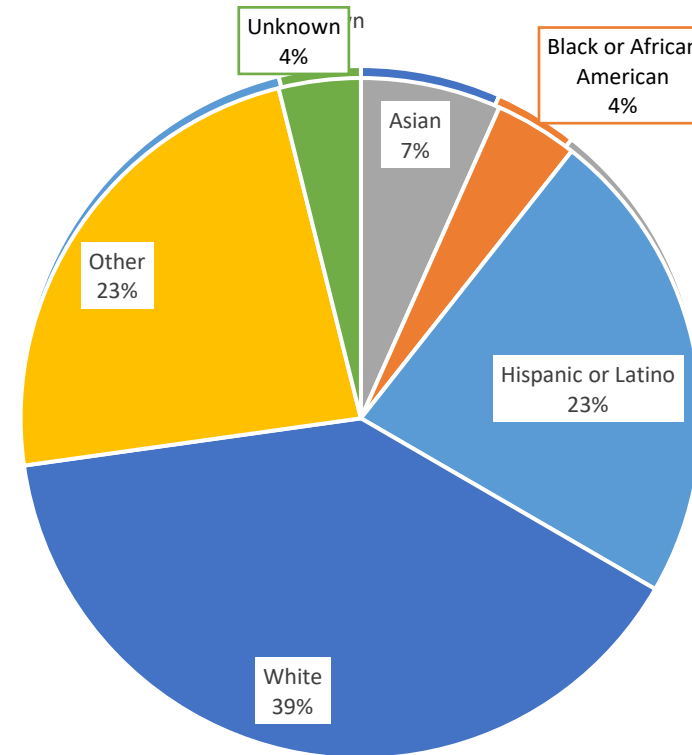
Race/Ethnicity Demographics of Travis County Vaccine Distribution

Travis County 5+ Census Population Estimate



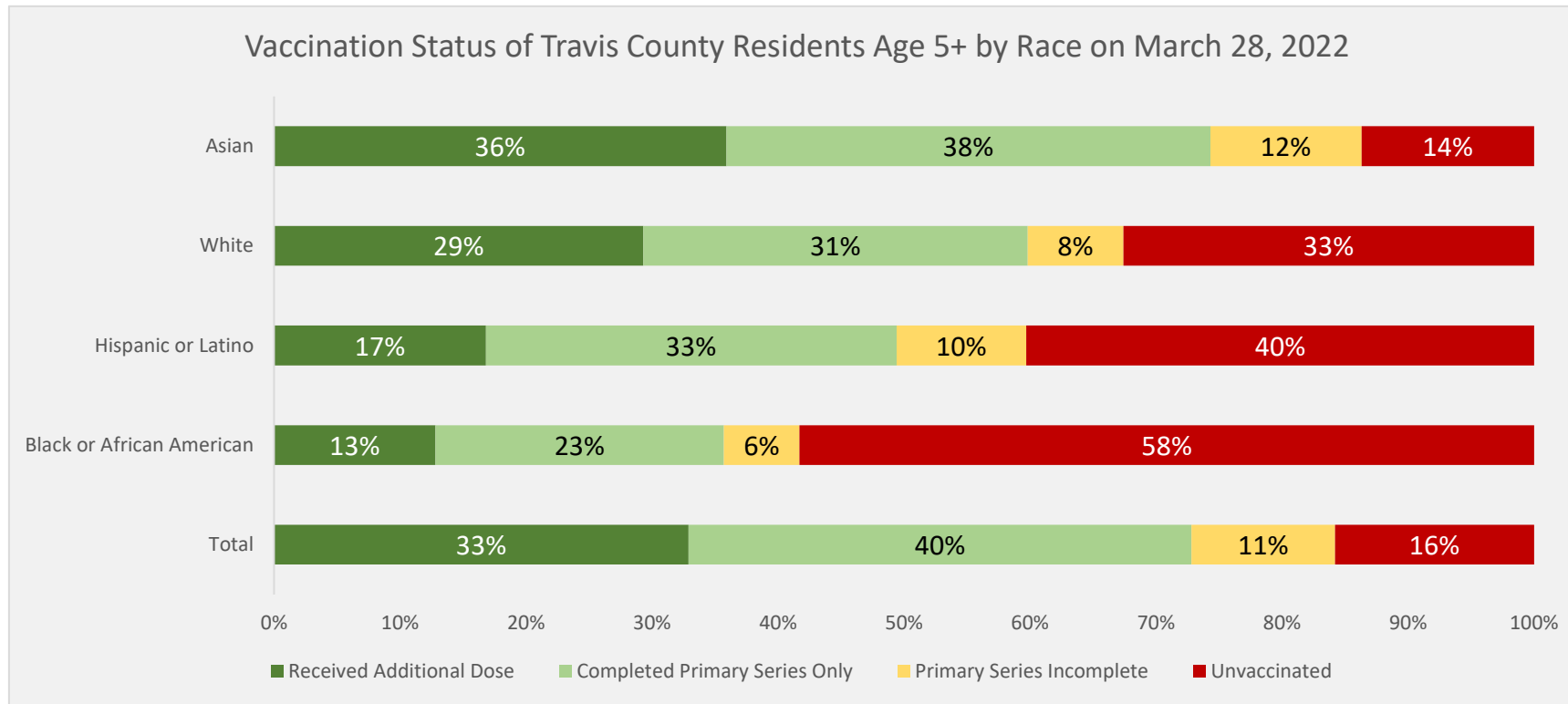
Total Estimate 5+ Population: 1,207,346

Race and Ethnicity of Travis County Residents that have Completed their Primary Series



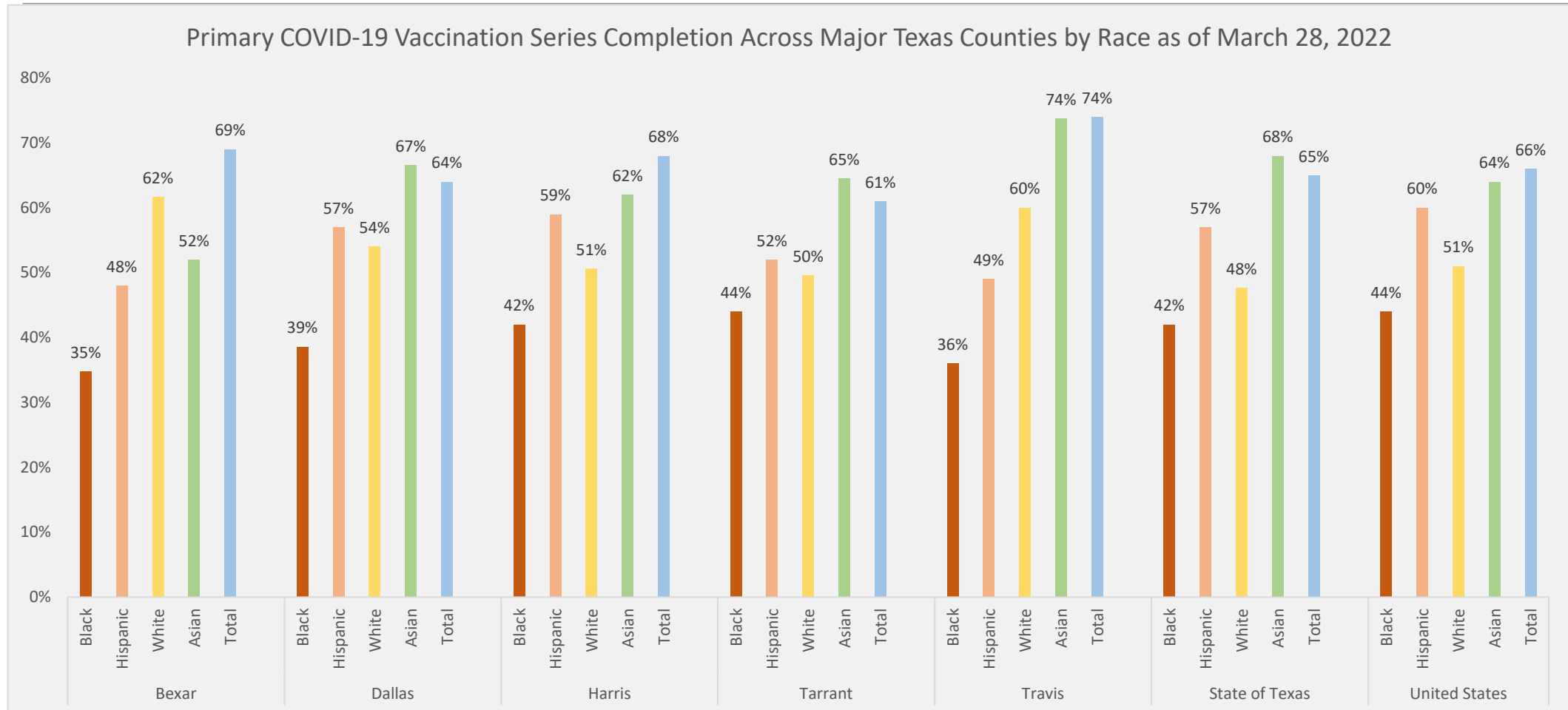
Total Residents that have Completed Primary Series: 879,103

Vaccination Status by Race and Ethnicity

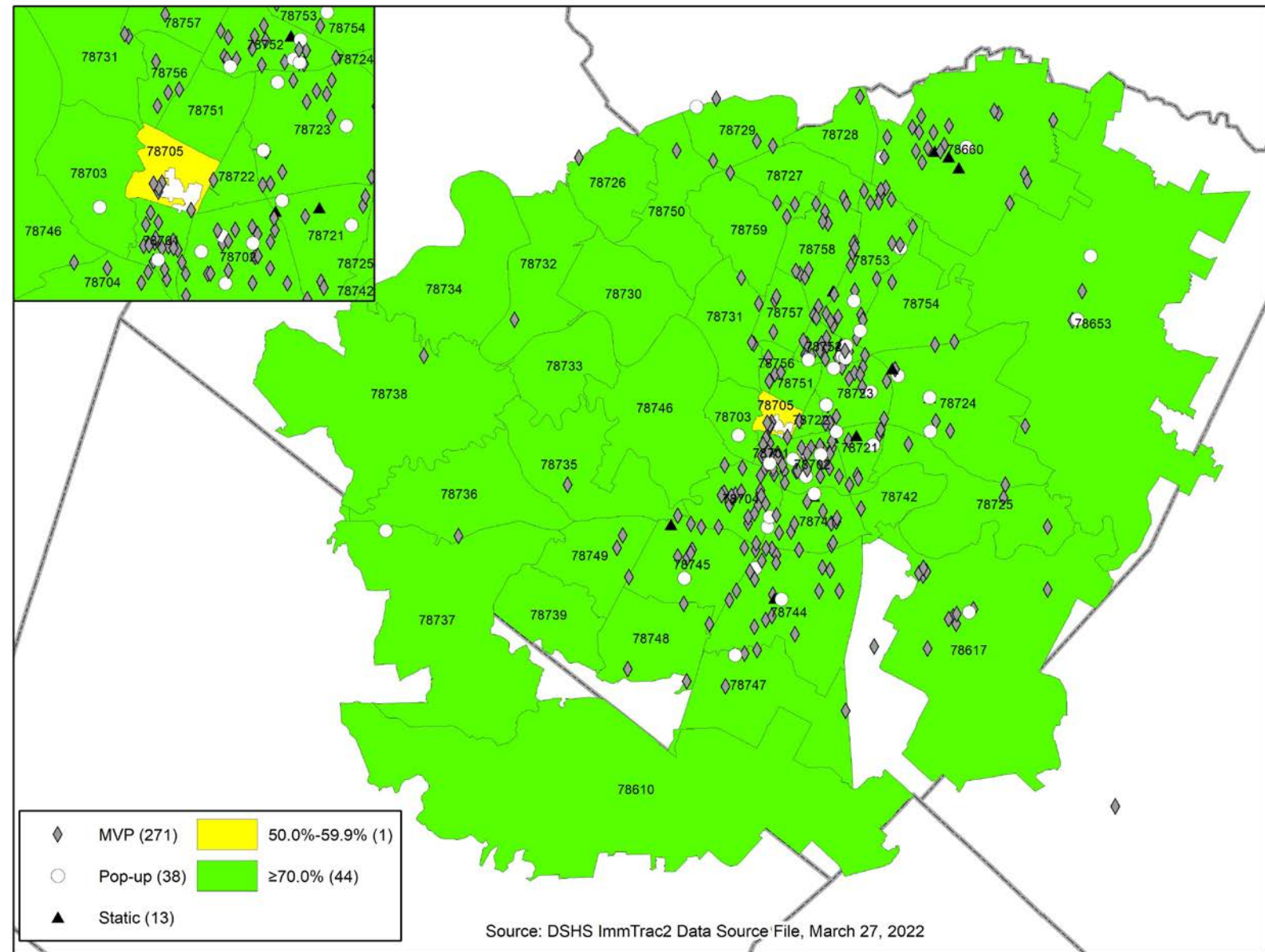


Race	Estimated Eligible Population (5+)
Asian	78,906
Black or African American	97,528
Hispanic or Latino	404,872
White	579,726
Other	30,018
Unknown	
Total	1,207,346

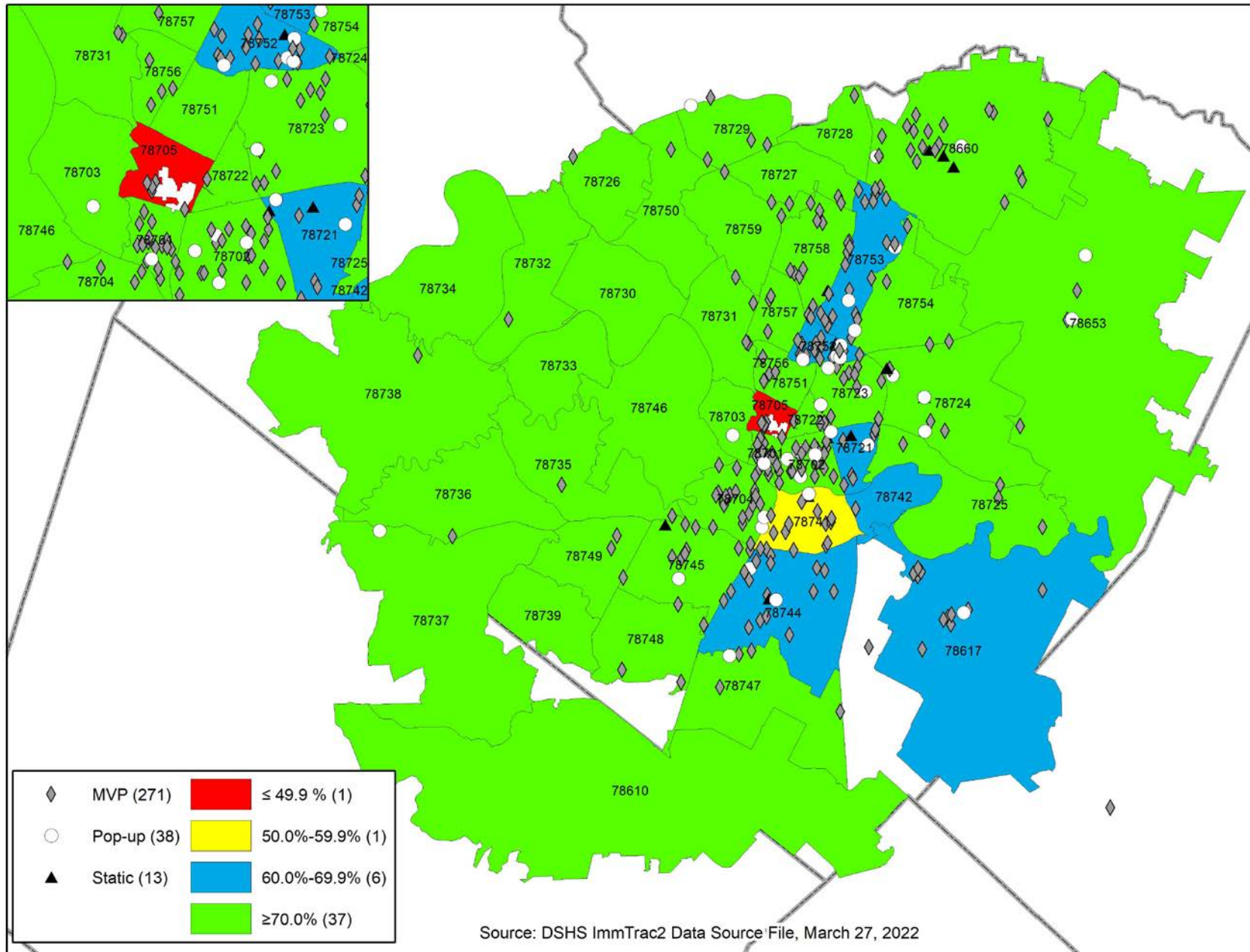
Vaccine Data by Race/Ethnicity



First Dose Vaccinated Population



Second Dose/Fully Vaccinated Population



Zip Codes with Low Vaccination Rates

Recipient Zip Code	Eligible Population (5+)	Population Vaccinated with at least One Dose	Population that has Completed Primary Series
78705	33,743	53%	44%
78721	11,814	71%	61%
78741	49,442	72%	59%
78752	19,828	74%	62%
78753	54,279	76%	62%
78742	764	77%	62%
78617	26,218	78%	62%
78745	59,007	80%	70%
78744	44,646	83%	69%

Help Share Our Messages

- 1) Get up-to-date with your vaccines!** Get fully vaccinated as soon as possible and get your booster once eligible. Thousands of people in Austin-Travis County are due!
- 2) Get tested!** Many people have traveled during and since spring break. Make sure the only thing you've brought back with you are good memories.
- 3) Stay home if you feel ill!** Staying home anytime you feel ill protects coworkers, friends, and loved ones from getting sick. Get tested if you have symptoms.

Cost Sharing ILA

Current Status

- 21-month agreement term
- TC & COA legal teams preparing boiler plate document
- \$42,933,675 eligible for cost sharing*
- County share estimated at \$10.9M*

Future Discussion



- Policy Considerations
- Further analysis of County investment
- Further consideration of 75/25 methodology

Thank You!

Austin-Travis Co. health officials welcome lifted COVID orders, still keeping watchful eye

by Paige Hubbard | Thursday, March 24th 2022



Austin Public Health 
March 15 at 5:19 PM · 

Nurses like Camille Compton have shown exceptional dedication throughout the duration of this pandemic. For the two-year anniversary of this pandemic, we thank staff members like Camille for going above and beyond. [#WeAreAustinPublicHealth](#)



Get your FREE COVID-19 vaccine!

Pfizer, Moderna, and booster vaccines available

Pfizer vaccines available for ages 5 and up.

¡Póngase la vacuna contra COVID-19! ¡Es GRATIS!
Vacunas y refuerzos de Moderna y Pfizer disponibles
Vacunas de Pfizer disponibles para niños de 5 años de edad y mayores.

AlSD – Travis Heights Elementary School
2010 Alameda Dr, Austin, TX 78704

April 2, 2022

2 de abril de 2022

9:00 AM – 12:00 PM



No ID, citizenship, or medical insurance needed. 5+ only
Credencial, ciudadanía y seguro médico no son necesarios. Solo 5+



City of Austin and Travis County Lift All COVID-19 Rules and Orders

