

# Community Needs Assessment

Community Development Commission

*Discussion on community needs and spending priorities for  
the FY 22-23 Action Plan*

# Agenda

- Review of FY 20-21 Performance
- Federal Reporting Process
- Review of Existing Programs
- Community Needs Assessment/  
Public Comment Schedule
- Provide Your Feedback



# Review of Past Performance

*A look at services provided with federal funding in FY 20-21*

# FY 20-21 Accomplishments Snapshot

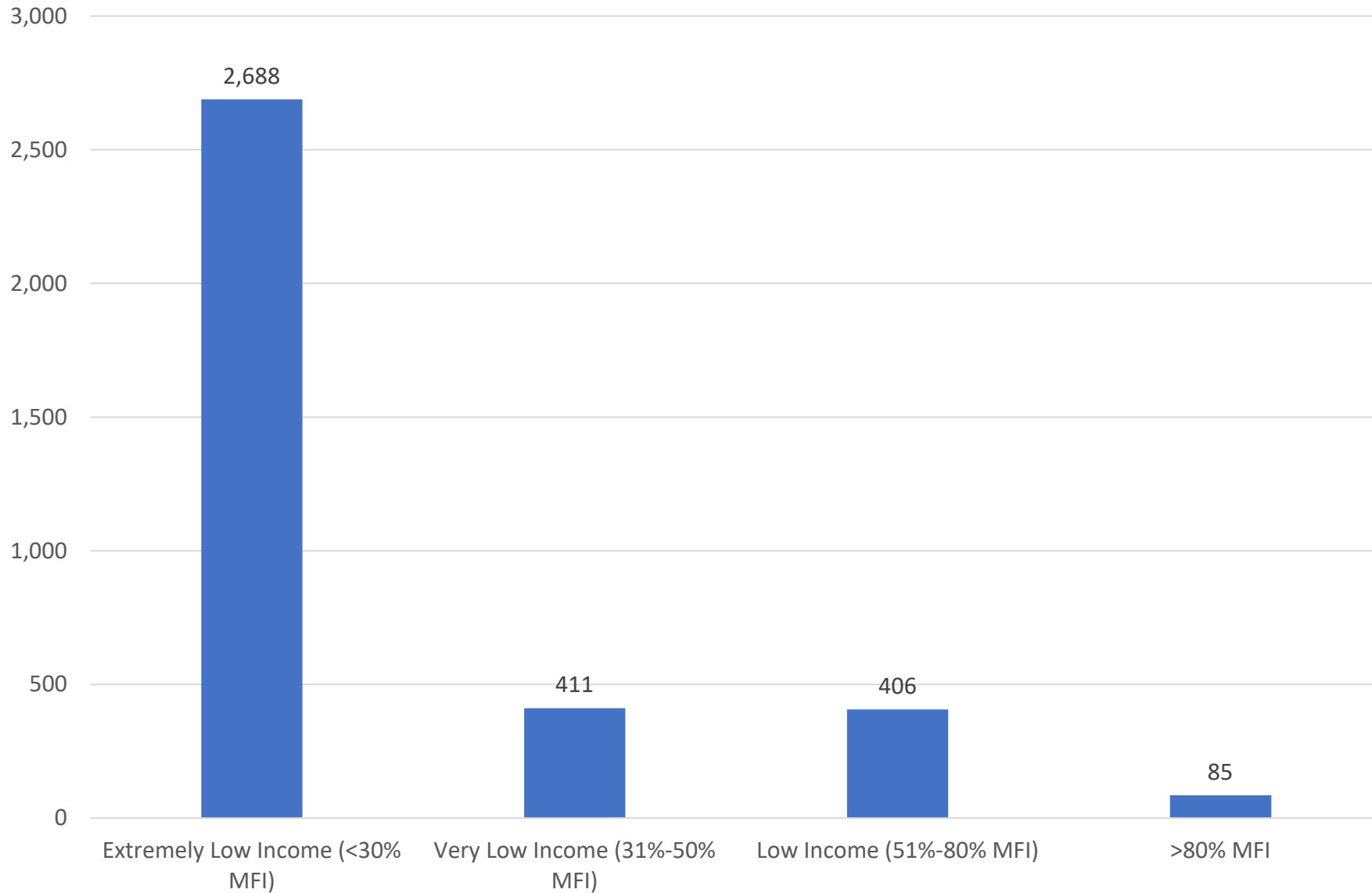
- Total number of people served through federally funded projects: 3,552
- Total number of people/households earning Extremely Low-Income (<30% MFI) served: 2,688
- Total number of federal dollars spent:

Entitlement: \$9,765,175

CARES Act: \$10,196,749



# Population Served by Income

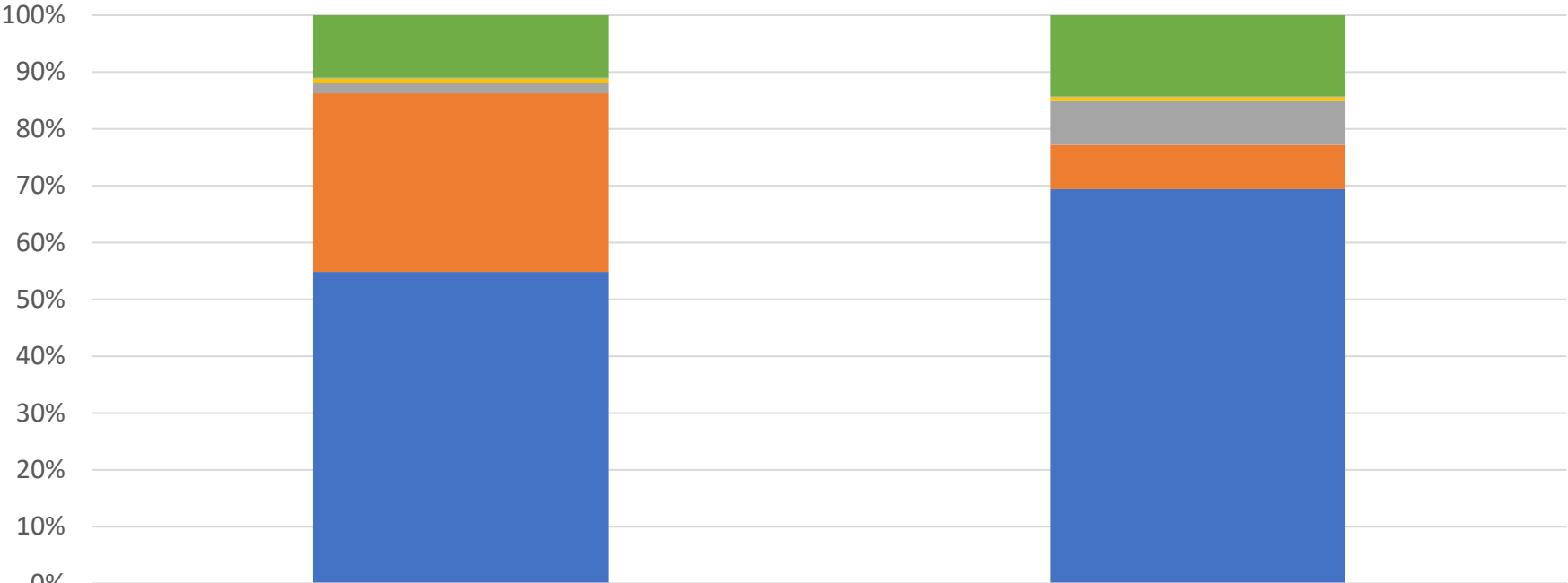


# Population Served Vs. Population of Austin by Race

Data includes persons served by CDBG, HOME, HOPWA, AND ESG funded activities

\*Austin Population data provided by the American Community Census

\*Population served data provided by Housing and Planning Department and Austin Public Health staff

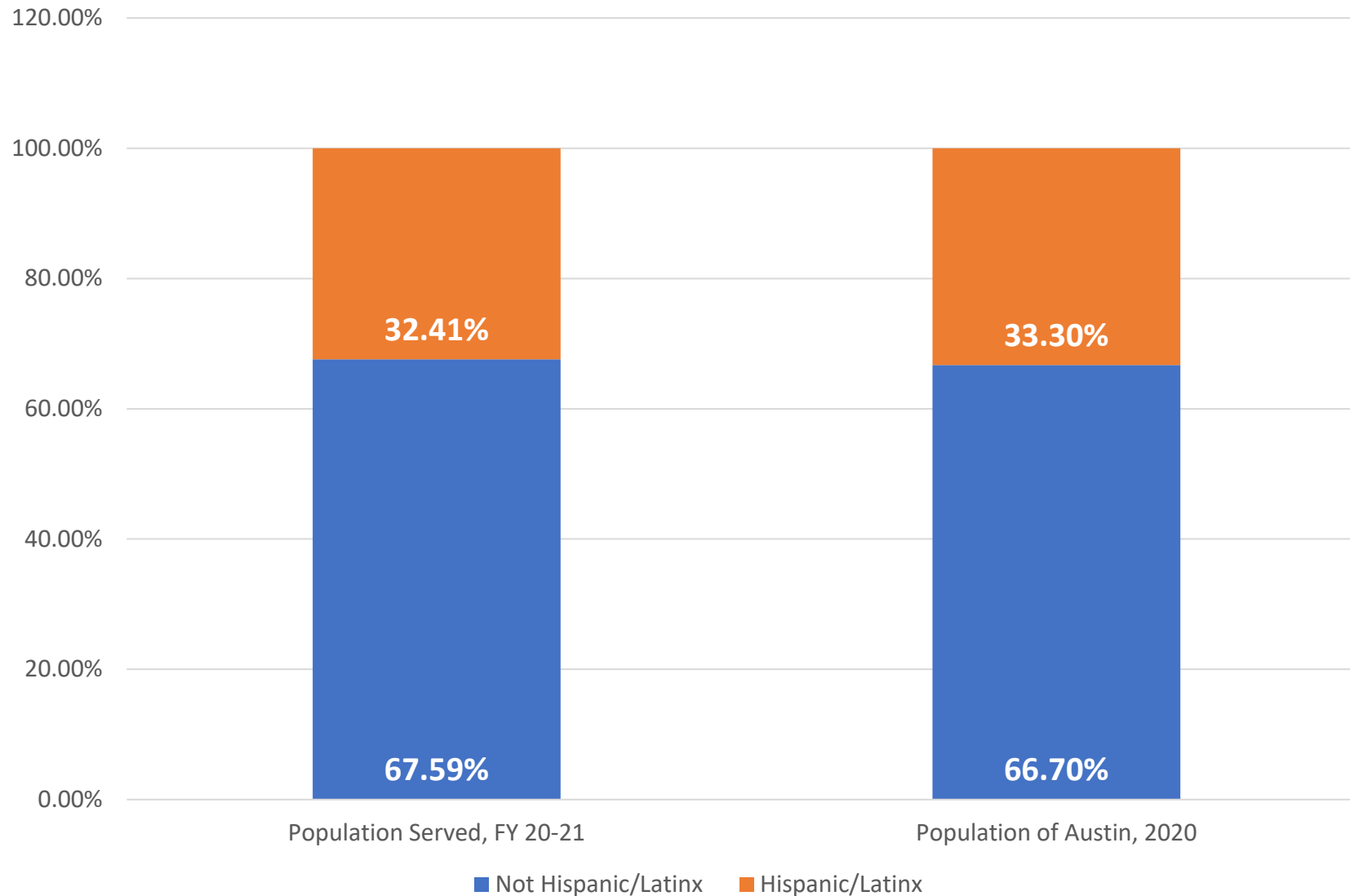


	Population Served FY 20-21	Population of Austin, 2020
Other (multi-racial, declined to say)	11.02%	14.32%
Native Hawaiian or Other Pacific Islander	0.10%	0.07%
Native American or Alaskan Native	0.86%	0.72%
Asian	1.77%	7.71%
Black/African American	31.36%	7.79%
White	54.79%	69.39%

WhiteBlack/African AmericanAsian

Native American or Alaskan NativeNative Hawaiian or Other Pacific IslanderOther (multi-racial, declined to say)

# Population Served Vs. Population of Austin by Ethnicity



# FY 20-21 Services Provided- Goals vs. Outcomes

## Select Programs

### Down Payment Assistance

- Goal: 25
- Actual: 43
- Budgeted: \$1,484,108
- Expended: \$1,585,999

### Ownership Housing Development Assistance

- Goal: 16
- Actual: 42
- Budgeted: \$6,293,366
- Expended: Federal: \$202,562;  
GO Bonds: \$5,860,334

### Tenant Based Rental Assistance

- Goal: 85
- Actual: 113
- Budgeted: \$1,140,849
- Expended: \$979,663

### Senior Services

- Goal: 175
- Actual: 184
- Budgeted: \$123,995
- Expended: \$123,995

### HOPWA Programs

- Goal: 273
- Actual: 343
- Budgeted: \$1,949,497
- Actual: \$2,035,509

# FY 20-21 Services Provided- Goals vs. Outcomes

## Select Programs

<b>Architectural Barrier Removal-Owner</b> <ul style="list-style-type: none"> <li>• Goal: 80</li> <li>• Actual: 29</li> <li>• Budgeted: \$1,510,000</li> <li>• Expended: \$567,166</li> </ul>	<b>Minor Home Repair</b> <ul style="list-style-type: none"> <li>• Goal: 200</li> <li>• Actual: 85</li> <li>• Budgeted: \$900,000</li> <li>• Expended: \$781,409</li> </ul>	<b>Homeowner Rehabilitation Loan Program</b> <ul style="list-style-type: none"> <li>• Goal: 9</li> <li>• Actual: 6</li> <li>• Budgeted: \$840,000</li> <li>• Expended: \$748,584 *includes General Fund dollars)</li> </ul>	<b>Rental Housing Development Assistance</b> <ul style="list-style-type: none"> <li>• Goal: 411</li> <li>• Actual: 335</li> <li>• Budgeted: \$22,540,335</li> <li>• Expended: Federal: \$269,585; GO Bonds: \$22,057,711</li> </ul>
<b>Homelessness Services*</b> <ul style="list-style-type: none"> <li>• Goal: 1,118</li> <li>• Actual: 426</li> <li>• Budgeted: \$682,911</li> <li>• Expended: \$596,510</li> </ul>	<b>Tenants' Rights Assistance</b> <ul style="list-style-type: none"> <li>• Goal: 527</li> <li>• Actual: 297</li> <li>• Budgeted: \$287,223</li> <li>• Expended: \$287,223</li> </ul>	<b>Childcare Services</b> <ul style="list-style-type: none"> <li>• Goal: 179</li> <li>• Actual: 151</li> <li>• Budget: \$479,608</li> <li>• Expended: \$374,440</li> </ul>	<b>Youth/Mental Health Services</b> <ul style="list-style-type: none"> <li>• Goal: 159</li> <li>• Actual: 147</li> <li>• Budgeted: \$188,490</li> <li>• Expended: \$188,490</li> </ul>

\*This category includes Rapid Rehousing and Shelter Operation and Maintenance, funded by the Emergency Solutions Grant

# CARES Act Progress Report

## Expenditures listed in FY 20-21 Performance Report

### Childcare Services-CV

- Goal: 295
- Actual: 21
- Budgeted: \$3,445,170
- Expended: \$16,171  
(Program ongoing)

### HOPWA-CV

- Goal: 126
- Actual: 82
- Budgeted: \$263,904
- Expended: \$240,293

### Emergency Rental Assistance (RENT 2.0)

- Goal: 3,998
- Actual: 1,030
- Budgeted: \$4,937,563
- Expended: \$5,461,487

### Emergency Rental Assistance- Homeless Assistance

- Goal: 143
- Actual: 194
- Budgeted: \$1,000,000
- Expended: \$1,000,000

### ESG-CV Rapid Rehousing

- Goal: 1,100
- Actual: 357
- Budgeted (total ESG-CV amount): \$13,214,115
- Expended: \$640,392

### ESG-CV Temporary Emergency Shelter

- Goal: 310
- Actual: 61
- Budgeted (total ESG-CV amount): \$13,214,115
- Expended: \$234,405



# Federal Reporting Processes



# U.S. Department of Housing and Urban Development (HUD)

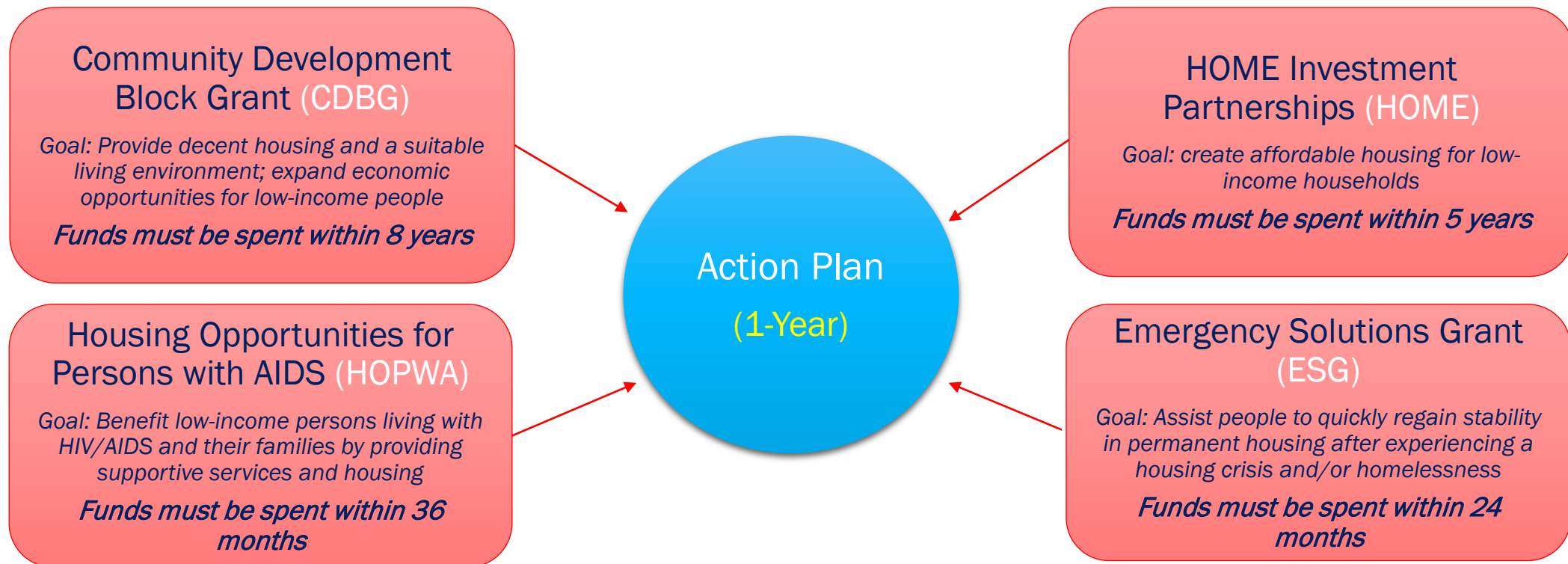


***\*You Are Here:*** The proposed *Fiscal Year 22-23 Action Plan* presents *Year 4* of the 5-Year Consolidated Plan



# Fiscal Year 22-23 Action Plan & Funding Sources

- Year 4 of 5-Year reporting period
- Serves as application for funding from four entitlement grants



# Programs & Activities

- Homelessness Assistance
- Special Needs Assistance
- Renters Assistance
- Homeowner Assistance
- Homebuyer Assistance
- Housing Developer Assistance
- Other Community Development



# Homelessness Assistance

## Emergency Solutions Grant programs

- Rapid Rehousing
- Tenant-Based Rental Assistance
- ARCH Operation and Maintenance





# Special Needs Assistance

- Housing Opportunities for Persons with AIDs (HOPWA) programs
- Child Care Services
- Youth Mental Health services
- Senior Services





# Renters Assistance

- Tenant-Based Rental Assistance
- Architectural Barrier Removal- Renter
- Tenants' Rights Assistance





# Homeowner Assistance

- Architectural Barrier Removal- Owner
- Emergency Home Repair
- Homeowner Rehabilitation Loan Program
- GO Repair! Program




## ROOF REPAIR





# Homebuyer Assistance

- Down Payment Assistance Program





# Housing Developer Assistance

- Rental Housing Development Assistance
- Ownership Housing Development Assistance
- Developer incentive-based programs





# Other Community Development

- Family Business Loan Program
- Community Housing Development Organization (CHDO) Operating Expense Grants





# Action Plan Timeline



# Community Needs Assessment

Date	Action
Wednesday, March 3	City Council - SET a Public Hearing for Community Needs
Monday, March 7	Start of Community Needs Assessment- Speak up page launches, press release sent out
Tuesday, March 8	Home Repair Coalition Consultation
Wednesday, March 9	Early Childhood Council
Tuesday, March 15	Housing Authority of Travis County Consultation- HOME-ARP
Wednesday, March 16	Integral Care Consultation- HOME-ARP
Thursday, March 17	Building and Strengthening Tenant Action (BASTA) Consultation- HOME-ARP
Monday, March 21	SAFE Alliance Consultation- HOME-ARP
Tuesday, March 22	Housing Authority of the City of Austin Consultation- HOME-ARP
Tuesday, March 22	Hispanic/Latino Quality of Life Resource Advisory Commission
Thursday, March 24	City Council - Conduct a Public Hearing for Community Needs
Monday, March 28	HIV Planning Council
Monday, April 4	ECHO Leadership Council- HOME-ARP
Monday, April 4	Commission on Immigrant Affairs
Tuesday, April 5	African American Resource Advisory Commission
Wednesday, April 6	Caritas Consultation- HOME-ARP
Wednesday, April 6	Austin Latino Coalition
Thursday, April 7	Austin Area Urban League Consultation- HOME-ARP
Friday, April 8	Mayor's Committee on People with Disabilities- HOME-ARP
Tuesday, April 12	Community Development Commission- Conduct a Public Hearing for Community Needs
Wednesday, April 13	Commission on Seniors
Wednesday, April 13	Community Technology and Telecommunications Commission
Friday, April 15	End of Community Needs Assessment





# Public Comment Period

Date	Action
Tuesday, May 3	Start of Public Comment Period (DRAFT Action Plan and HOME-ARP Allocation Plan Published)
Tuesday, May 10	Community Development Commission - Public Hearing
Tuesday, June 8	Community Development Commission - Final Recommendations
Thursday, June 9	City Council - Conduct a Public Hearing for Public Comment
Friday, June 10	End of Public Comment Period
Thursday, July 28	City Council - Final Action
Wednesday, August 10	HPD SUBMITS ACTION PLAN TO HUD VIA IDIS
Tuesday, August 16	ACTION PLAN DUE TO U.S. DEPARTMENT OF URBAN HOUSING AND DEVELOPMENT






## HOUSING & PLANNING



# SPEAKUP Austin!


## City of Austin FY 22-23 Action Plan

### Active Projects



#### City of Austin Action Plan FY 21-22 Action Plan

Each year, the City of Austin prepares an Action Plan- a plan detailing the amount of federal ...

[View Project](#)



#### Economic Recovery and Resiliency Framework

DEADLINE TO SUBMIT  
FEEDBACK: April 23, 2021 at 5:00 p.m.

The City of Austin...

[View Project](#)


#### Your Next Police Chief Recruitment Process

[View Project](#)


#### FY 2019-20 Consolidated Performance and Evaluation Report (CAPER)

DRAFT FY 2019-20 CAPER TO BE AVAILABLE FOR REVIEW  
FEBRUARY 24, 2021 TO MARCH 11, 2021  
Th...

[View Project](#)


#### Tannehill Affordable Housing Development

Welcome to Tannehill Lane Development ATX! Who is AHFC? The Austin Housing Finance Corpor...

[View Project](#)


#### ATX Digital Access Forum

The ATX Digital Access Forum is a space to collect stories from Austin community members about...

[View Project](#)



*Thank you for your time!*

Max.Horstman@austinstexas.gov