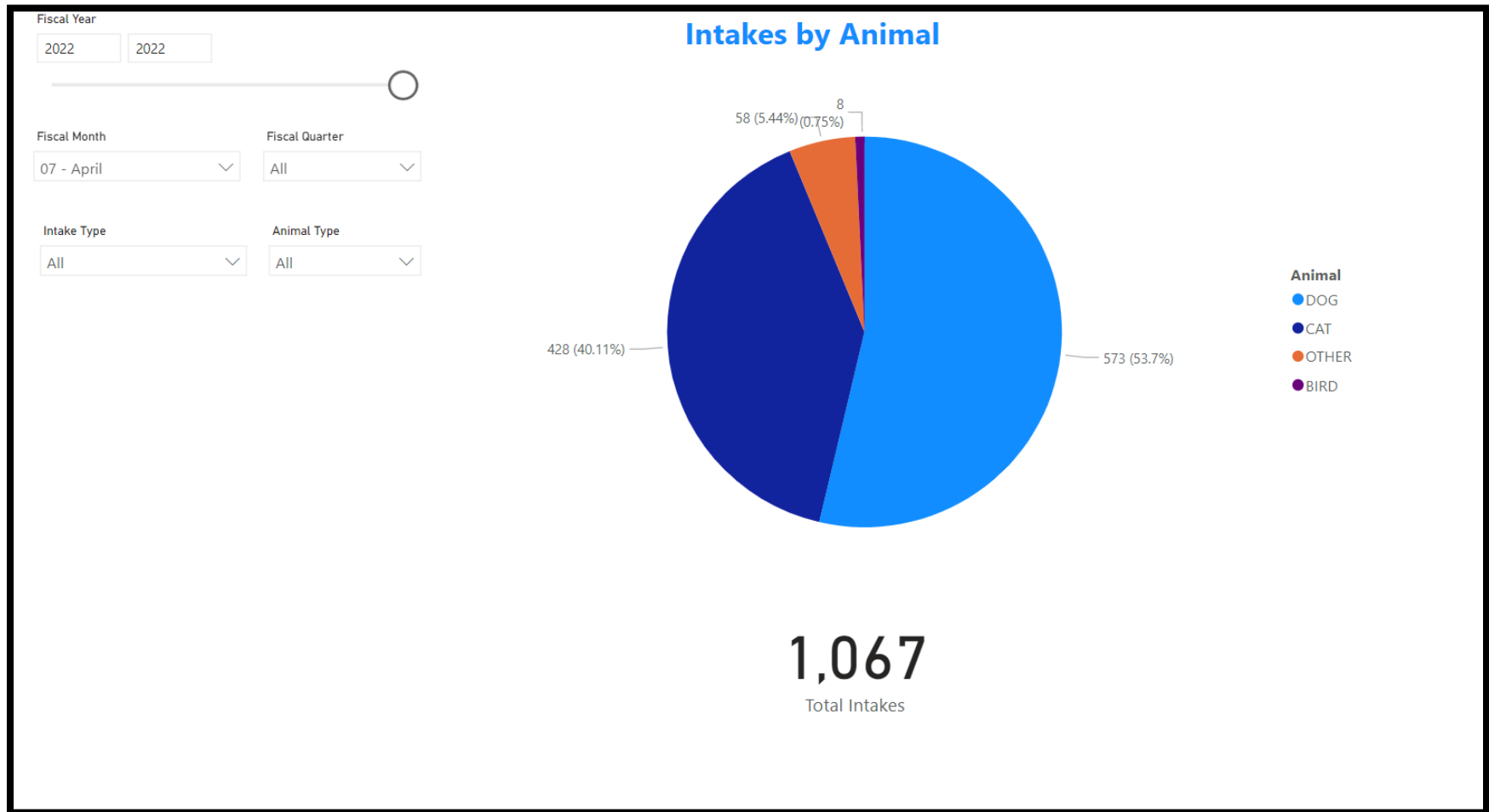


Austin Animal Services Office
Statistical Report for April

FY 22 April Reports



Fiscal Year

2022

2022

Fiscal Month

07 - April

Fiscal Quarter

All

Animal

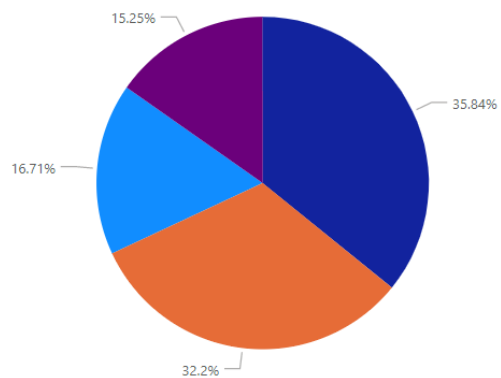
All

Animals Adopted

413

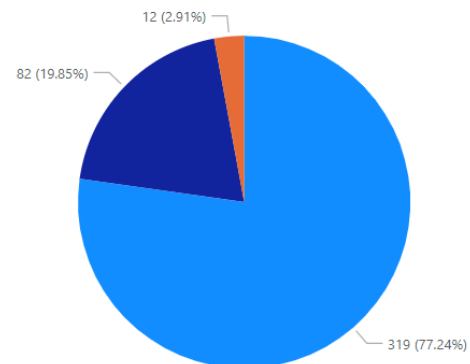
Total Adoptions

Adoptions by Outcome Age



Age Group	Outcomes
Adult Dog	148
Puppy	133
Kitten	69
Adult Cat	63
Total	413

Outcomes by Adoption Type



Adoption Type	Outcomes
FOSTER	82
OFFSITE	12
Total	413

Fiscal Year

2022

2022

Fiscal Month

07 - April



Fiscal Quarter

All



Animal

All



Animals Returned to Owner

137

Animals

Fiscal Year

2022

2022

Fiscal Month

07 - April

Fiscal Quarter

All

Animal

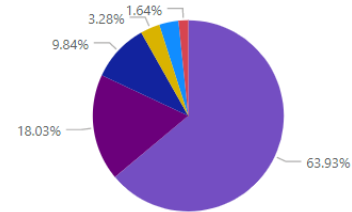
All

Animals Euthanized

61

Total Euthanized

Outcomes by Outcome Age

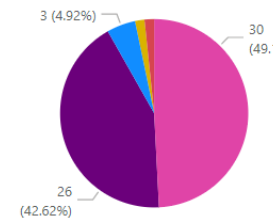


Age Group

Outcomes

OTHER	39
Adult Cat	11
Adult Dog	6
BIRD	2
Kitten	2
Neonatal Kitten	1
Total	61

Outcome Reason



Reason

Outcomes

SUFFERING	30
RABIE RISK	26
AT VET	1
MEDICAL	1
Total	61

Fiscal Year

2022

2022

Fiscal Month

07 - April



Fiscal Quarter

All



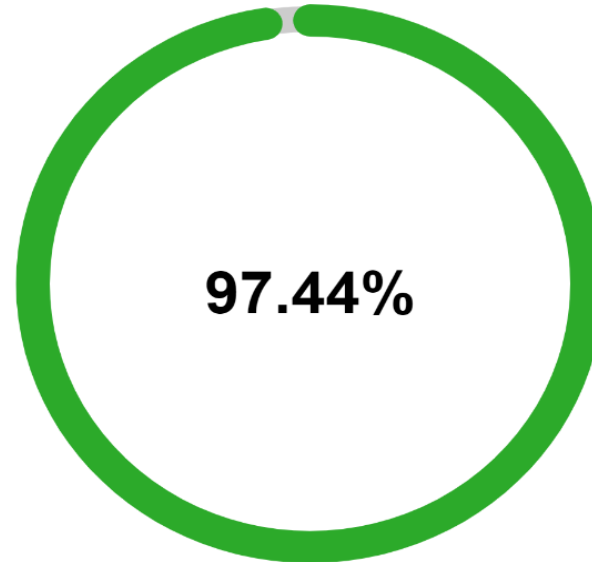
Animal

All



Total Live Release Rates

Target = 95%



Foster Program

244

Current Animals in Foster

Fiscal Year

2022

2022

Fiscal Month

07 - April

Fiscal Quarter

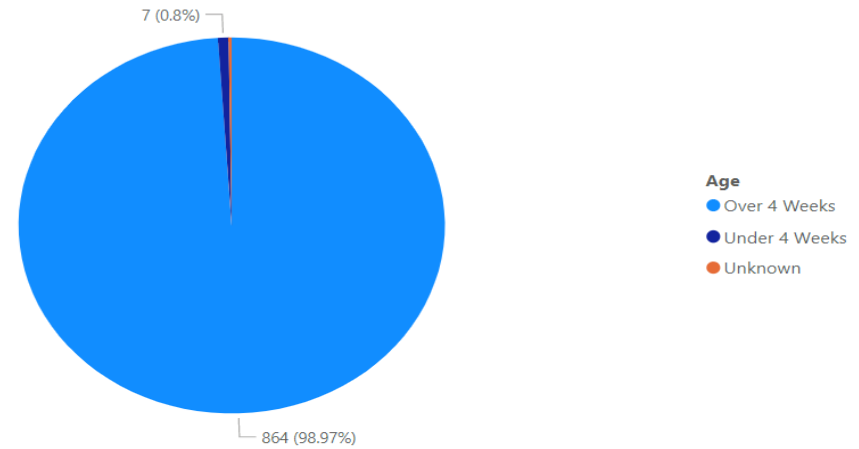
All

Animal

All

Animal Vaccinations

Vaccinations by Age



870
Vaccinations

Fiscal Year

2022

2022

Fiscal Month

07 - April



Fiscal Quarter

All



Spayed/Neutered At Shelter

367

Count of animal_id

Fiscal Year

2022

2022

Fiscal Month

07 - April

Fiscal Quarter

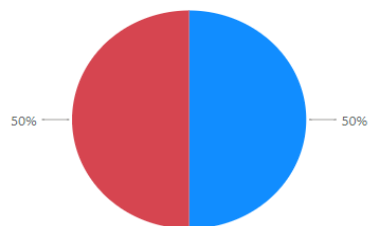
All

Animal

All

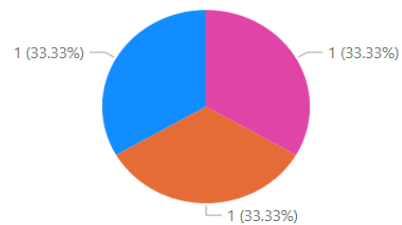
Animal Deaths in Shelter/Foster Care

At Shelter



2
Animals

Number of Deaths by Reason



Reason

MEDICAL

NEONATAL

SICK

In Foster

Age Group

Outcomes

(BL...
Animals

Fiscal Year

2022

2022

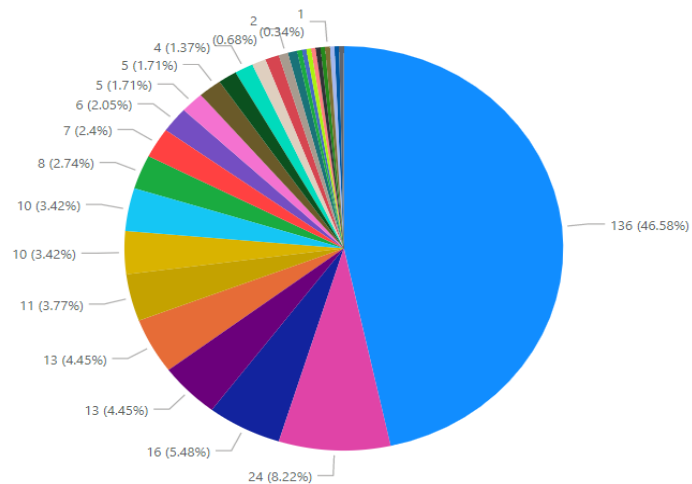
Fiscal Month

07 - April

Fiscal Quarter

All

Animals Transferred to Rescue Organizations



Rescue Org	# of Transfers
APA	136
NORTHWOODS HUMANE SOCIETY	24
MIDWEST ANIMAL RESCUE MARS	16
AUSTIN HUMANE SOCIETY	13
FUZZY FRIENDS	13
OPERATION KINDN	11
CATKINS ANIMAL RESCUE	10
HAPPILY EVER AFTER HEA	10
SOUTH WOOD	8
SPOK ANIMAL	7
WEE	6
EAU CLAIRE	5
TACOMA COUNTY	5
KITSAP HUMANE	4
PUG AUSTIN	4
SEATTLE HUMANE	3
WAG	3

292

Animals Transferred

Animals Spayed Who Are Visibly Pregnant

At this time no spays are performed on pregnant animals.

Fiscal Year

2022

2022

Fiscal Month

07 - April

Fiscal Quarter

All

Animal

All

Animals Lost, Stolen, or Missing

(Blank)

Animals

Fiscal Year

2022

2022

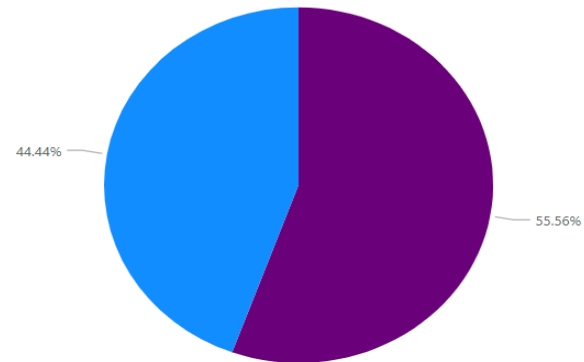
Fiscal Month

07 - April

Fiscal Quarter

All

SNR Program



Age Group	# of Cats
Kitten (3-6 months)	12
Adult Cat (6+ months)	15
Total	27

27

Cats

Fiscal Year

2022

2022



Fiscal Month

07 - April



Fiscal Quarter

All



Intact Animals Adopted/Returned-to-Owner

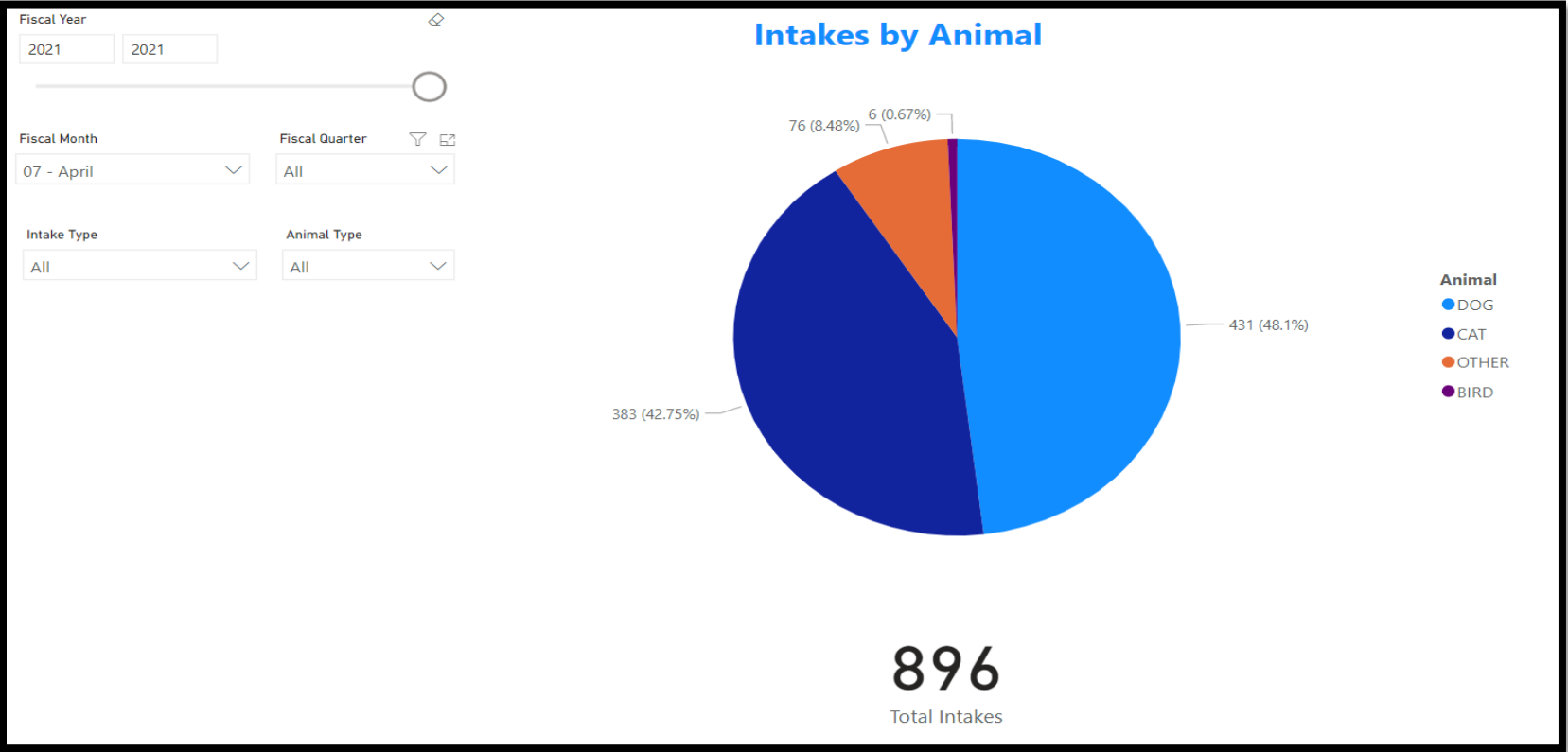
2

Intact Animals Adopted

67

Intact Animals Returned-to-Owner

FY 2021 April reports



Fiscal Year

2021

2021

Fiscal Month

07 - April

Fiscal Quarter

All

Animal

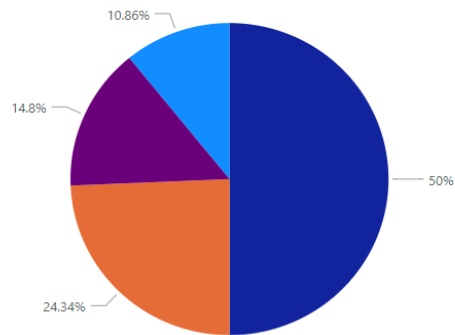
All

Animals Adopted

304

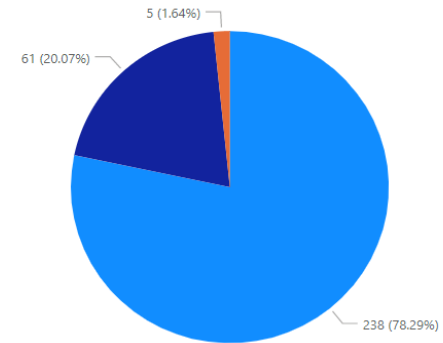
Total Adoptions

Adoptions by Outcome Age

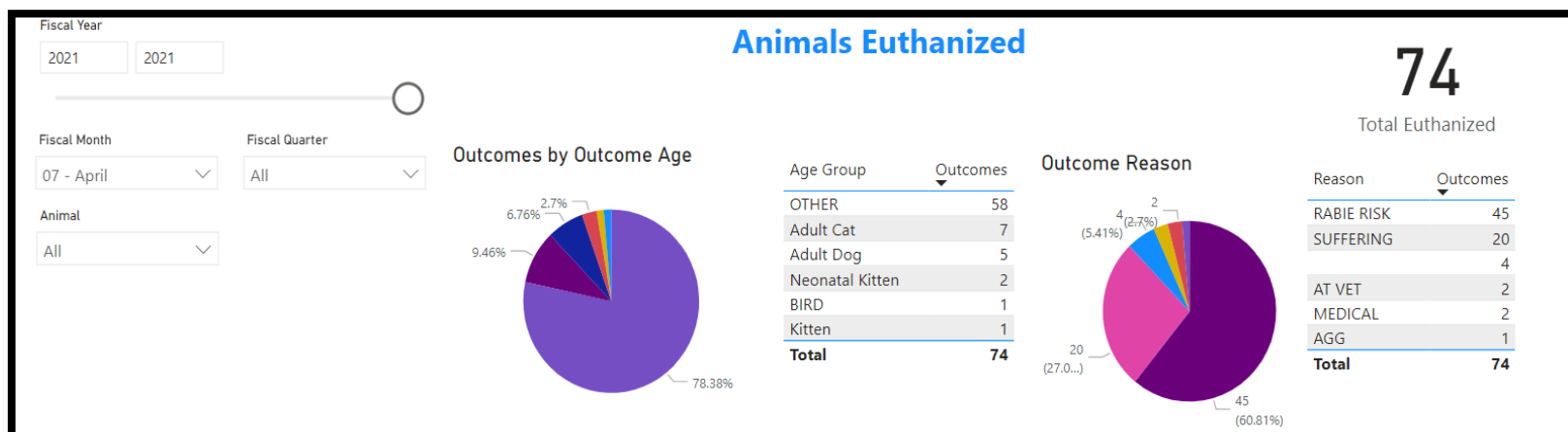



Age Group	Outcomes
Adult Dog	152
Puppy	74
Adult Cat	45
Kitten	33
Total	304

Outcomes by Adoption Type



Adoption Type	Outcomes
FOSTER	238
OFFSITE	61
Total	304



Fiscal Year

2021

2021

Fiscal Month

07 - April

Fiscal Quarter

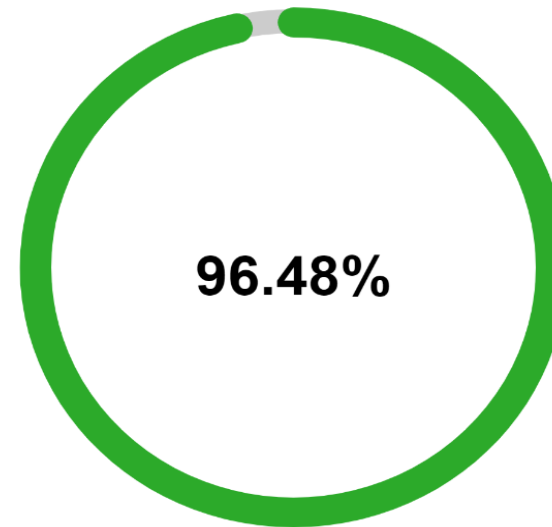
All

Animal

All

Total Live Release Rates

Target = 95%



Fiscal Year

2021

2021

Fiscal Month

07 - April

Fiscal Quarter

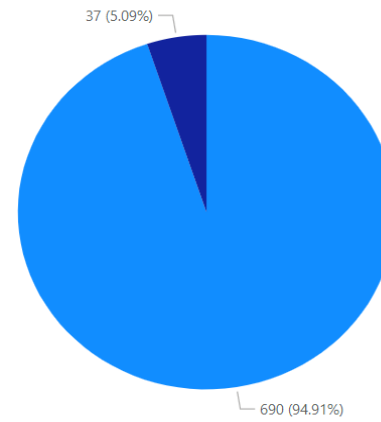
All

Animal

All

Animal Vaccinations

Vaccinations by Age



699

Vaccinations

Fiscal Year

2021

2021



Fiscal Month

07 - April



Fiscal Quarter

All



Spayed/Neutered At Shelter

289

Count of animal_id

Fiscal Year

2021

2021

Fiscal Month

07 - April

Fiscal Quarter

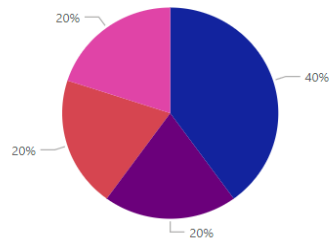
All

Animal

All

Animal Deaths in Shelter/Foster Care

At Shelter



5

Animals

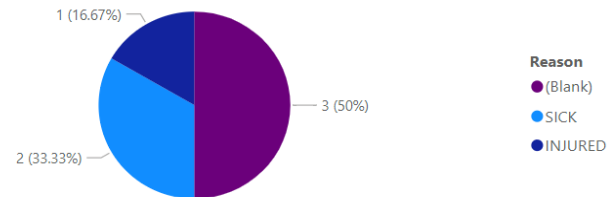
In Foster

Age Group Outcomes

(Bl...

Animals

Number of Deaths by Reason



Fiscal Year

2021

2021

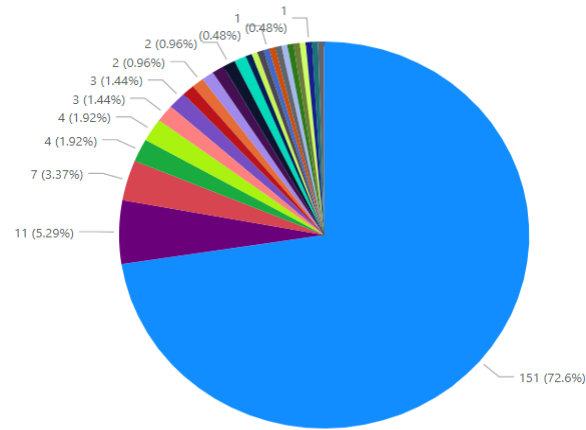
Fiscal Month

07 - April

Fiscal Quarter

All

Animals Transferred to Rescue Organizations



208

Animals Transferred

Rescue Org

of Transfers

APA	151
AUSTIN HUMANE SOCIETY	11
WAG	7
BELGIAN MALINOI	4
COMMUNITY	4
DACHSHUND DIAMOND	3
WEE	3
CAIRN	2
FUZZY FRIENDS	2
HIGHLAND LAKES CANINE	2
MALTESE LIL' PAWS	2
MERLIN'S HOPE	2
PUG AUSTIN	2
AUSTIN BULLDOG	1
AUSTIN DOG	1
BARN	1
CHIHUAHUA AY	1
DACHSHUND CENTEX	1
GERMAN SHEPHERD	1

Animals Spayed Who Are Visibly Pregnant

At this time no spays are performed on pregnant animals.

Animals Lost, Stolen, or Missing

Fiscal Year

2021

2021

Fiscal Month

07 - April



Fiscal Quarter

All



Animal

All



(Blank)

Animals

Fiscal Year

2021

2021



Fiscal Month

07 - April

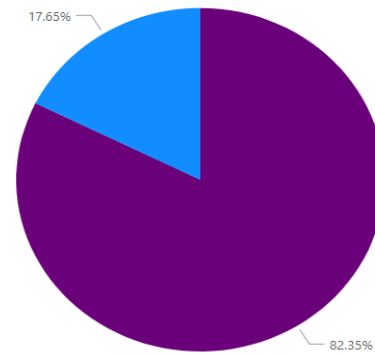


Fiscal Quarter

All



SNR Program



Age Group

of Cats

Kitten (3-6 months)

3

Adult Cat (6+ months)

14

Total

17

17

Cats

Fiscal Year

2021

2021



Fiscal Month

07 - April



Fiscal Quarter

All



Intact Animals Adopted/Returned-to-Owner

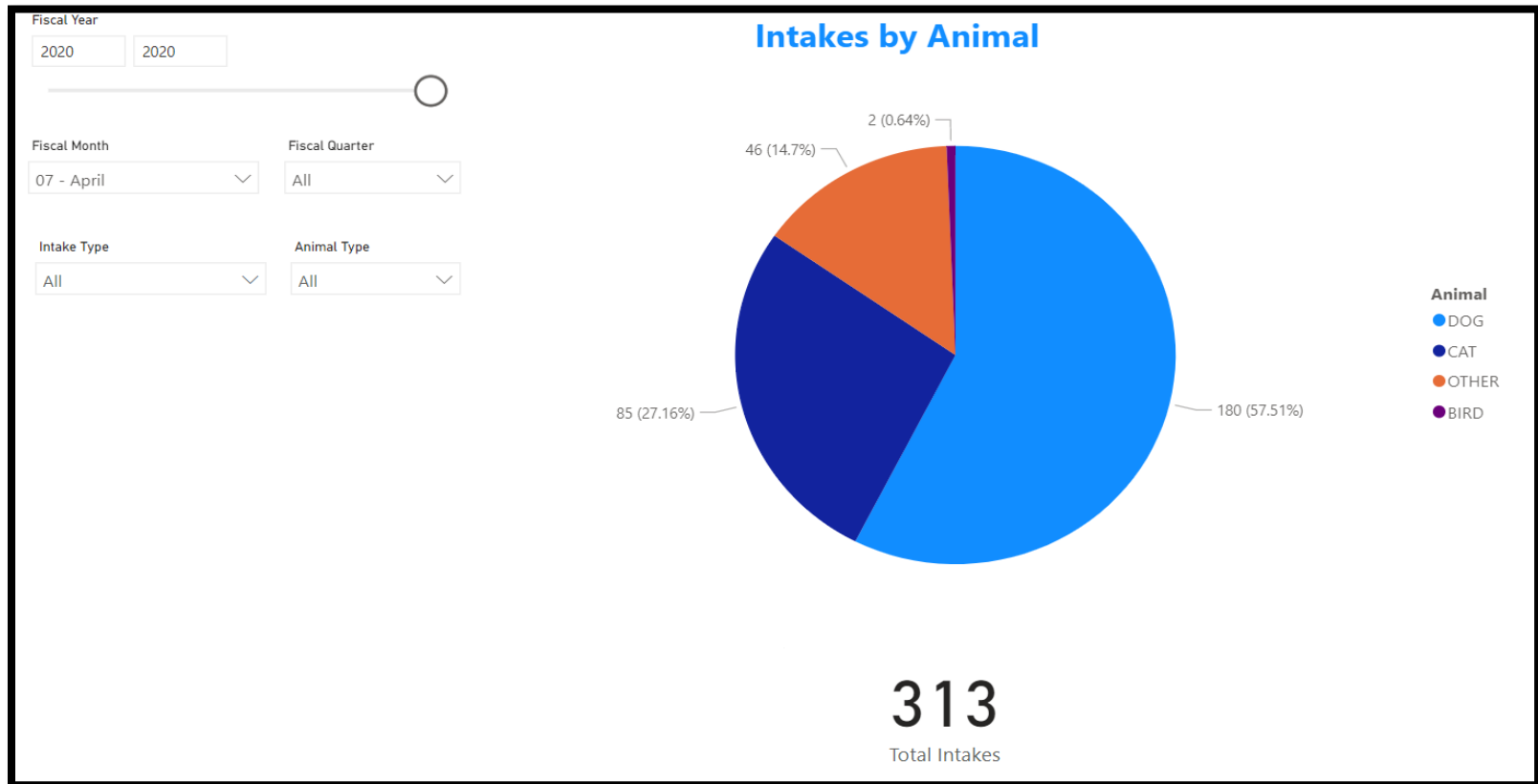
1

Intact Animals Adopted

43

Intact Animals Returned-to-Owner

FY 2020 April Reports



Fiscal Year

2020

2020

Fiscal Month

07 - April

Fiscal Quarter

All

Animal

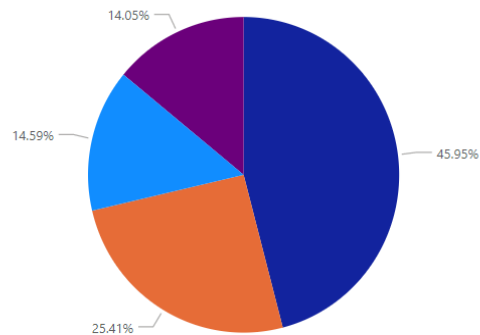
All

Animals Adopted

185

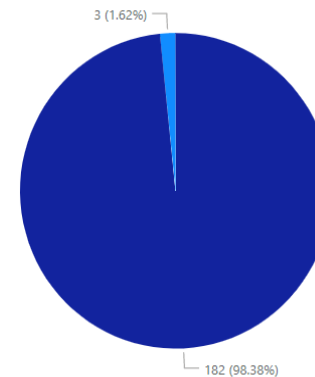
Total Adoptions

Adoptions by Outcome Age

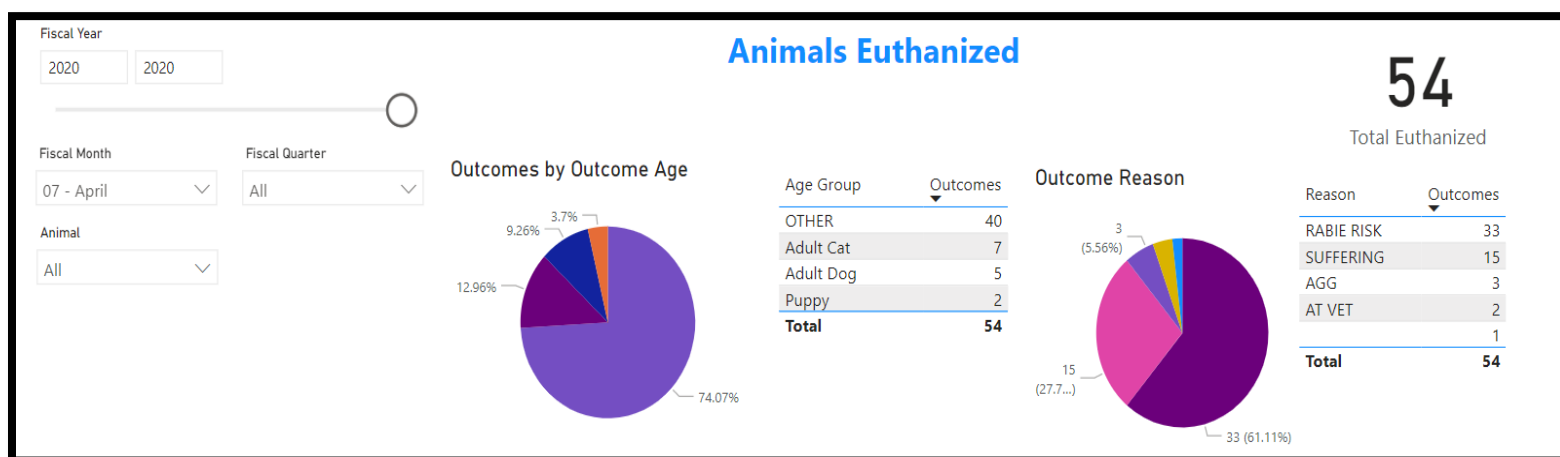



Age Group	Outcomes
Adult Dog	85
Puppy	47
Kitten	27
Adult Cat	26
Total	185

Outcomes by Adoption Type



Adoption Type	Outcomes
FOSTER	182
Adult Cat	3
Total	185



Fiscal Year

2020

2020

Fiscal Month

07 - April

Fiscal Quarter

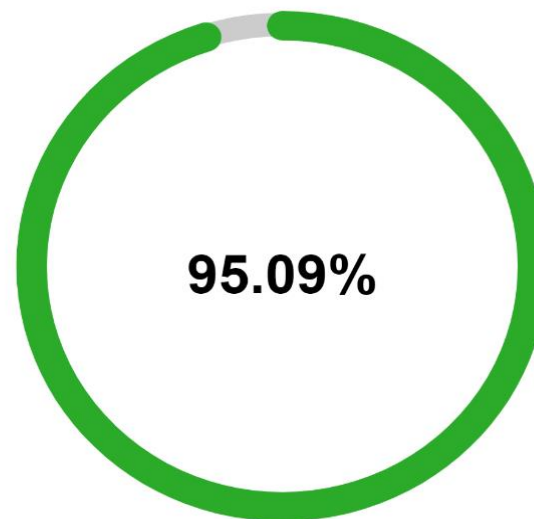
All

Animal

All

Total Live Release Rates

Target = 95%



Fiscal Year

2020

2020

Fiscal Month

07 - April

Fiscal Quarter

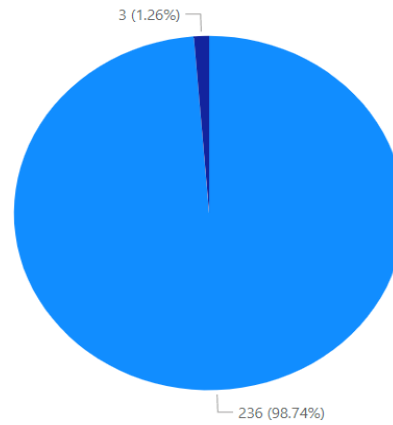
All

Animal

All

Animal Vaccinations

Vaccinations by Age



Age

● Over 4 Weeks

● Under 4 Weeks

239

Vaccinations

Fiscal Year

2020

2020



Fiscal Month

07 - April



Fiscal Quarter

All



Spayed/Neutered At Shelter

34

Count of animal_id

Fiscal Year

2020

2020

Fiscal Month

07 - April

Fiscal Quarter

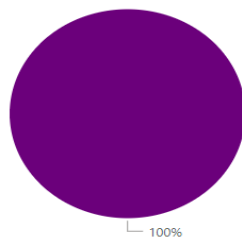
All

Animal

All

Animal Deaths in Shelter/Foster Care

At Shelter



Age Group

Adult Cat

Outcomes

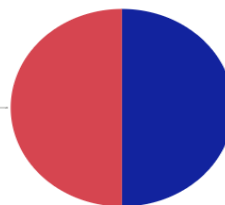
1

1

Animals

In Foster

50%



Age Group

Adult Dog

Outcomes

1

Neonatal Kitten

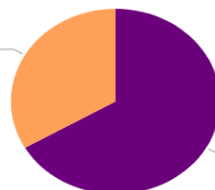
1

2

Animals

Number of Deaths by Reason

1 (33.33%)



Reason

(Blank)

DEAD

Fiscal Year

2020

2020

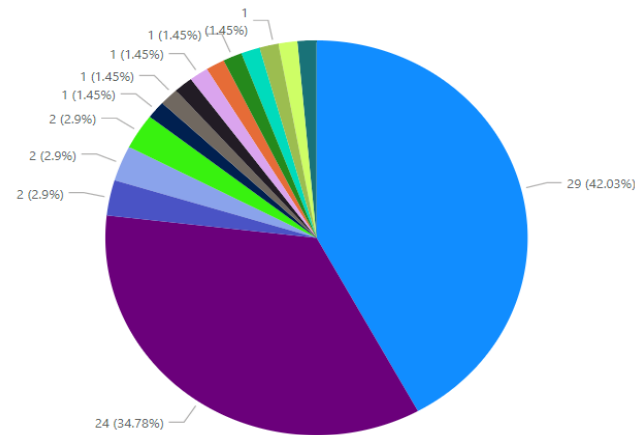
Fiscal Month

07 - April

Fiscal Quarter

All

Animals Transferred to Rescue Organizations



69

Animals Transferred

Rescue Org	# of Transfers
APA	29
AUSTIN HUMANE SOCIETY	24
HIGHLAND LAKES CANINE	2
PAWS SHELTER (KYLE)	2
WILLIAMSON COUNTY	2
AUSTIN BULLDOG	1
BRIT	1
BRITTANY-NBRAN	1
CATEGORY 5 CANINE	1
FUZZY FRIENDS	1
GREAT PYR (TX)	1
PUG AUSTIN	1
SCHNAUZER TEXAS	1
SIAMESE AUSTIN	1
SMALL CHANCE POM	1

Animals Spayed Who Are Visibly Pregnant

At this time no spays are performed on pregnant animals.

Fiscal Year

2020

2020

Fiscal Month

07 - April



Fiscal Quarter

All



Animal

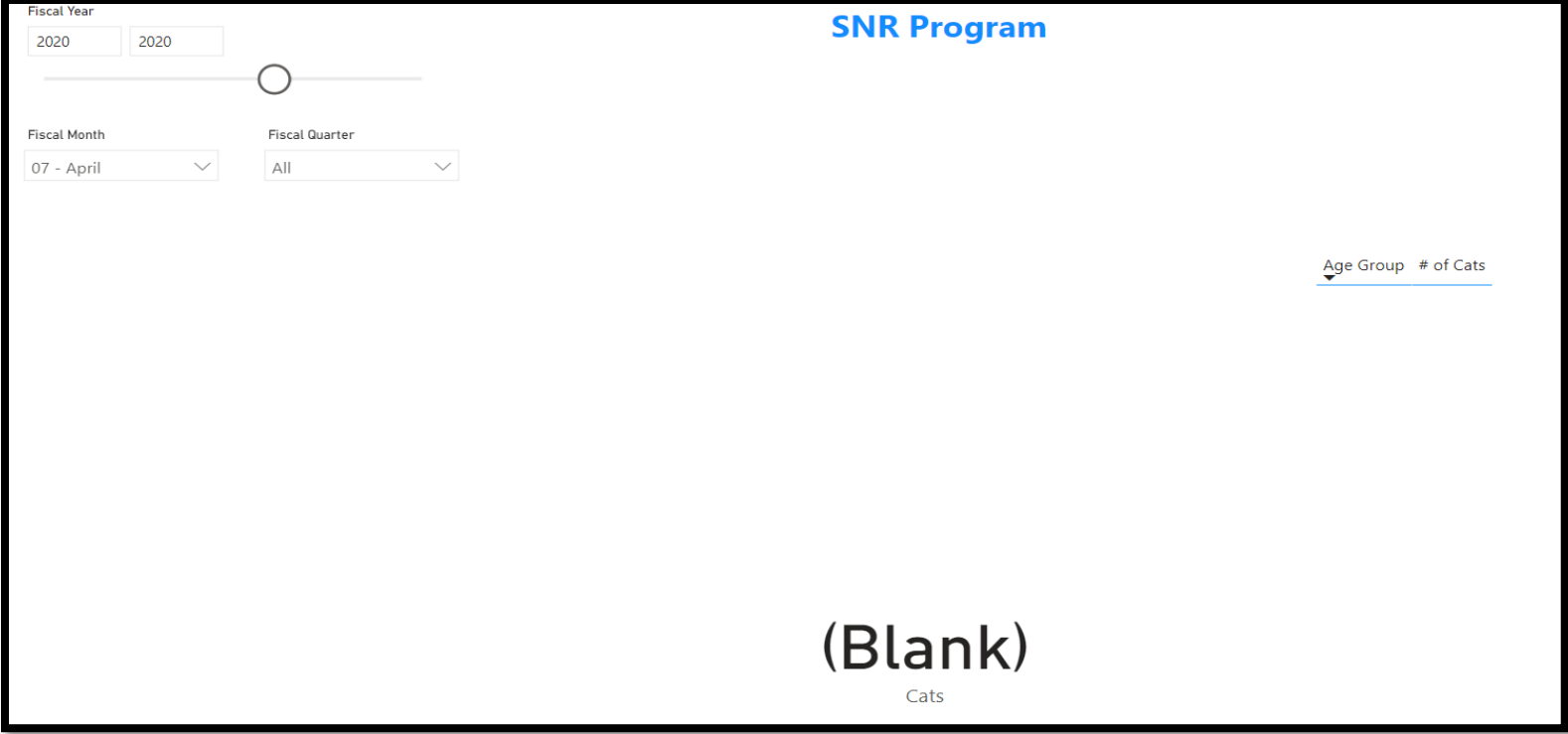
All



Animals Lost, Stolen, or Missing

(Blank)

Animals



Fiscal Year

2020

2020



Fiscal Month

07 - April



Fiscal Quarter

All



Intact Animals Adopted/Returned-to-Owner

(Blank)

Intact Animals Adopted

25

Intact Animals Returned-to-Owner