



Downtown Commission


May 18, 2022

DIANNA GREY, HOMELESS STRATEGY OFFICER



Today's Topics

- Camping Ordinance
- HEAL Initiative
- Summit & American Rescue Plan Act (ARPA) Investment Framework
- Homelessness Social Service & Housing Solicitations
- Housing Production
- Cold Weather Shelter & Crisis Shelter



Downtown Austin Alliance: Monthly Unsheltered Homeless Count



Monthly Unsheltered Homeless Counts



Source: Downtown Austin Alliance

Public Space Management

Summary of Local & State Public Camping Laws

Proposition B – Effective 5/11/2021

Phased implementation. COA routes citations or arrests through the Downtown Austin Community Court (DACC).

§ 9-4-11 Prohibited Public Camping

- Establishes a misdemeanor offense if a person camps in a public area that is not designated as a camping area by the Parks and Recreation Department.

§ 9-4-13 Prohibited Solicitation

- A person commits an offense if the person solicits in an aggressive manner.

§ 9-4-14 Prohibited Sitting or Lying in Downtown Area

HB 1925 – Effective 9/1/2021

COA routes citations or arrests through the Downtown Austin Community Court (DACC).

Establishes a State-wide prohibition on public camping.

Defines responsibility for storage of personal belongings.

Creates pathway for local entities to apply to State for approval of designated and resourced camping locations.

Local entities found by a court to be in violation of the law will lose all State grant funds for a period of two years.

242 citations or individual enforcement actions as of 4/22/2022



HEAL Initiative

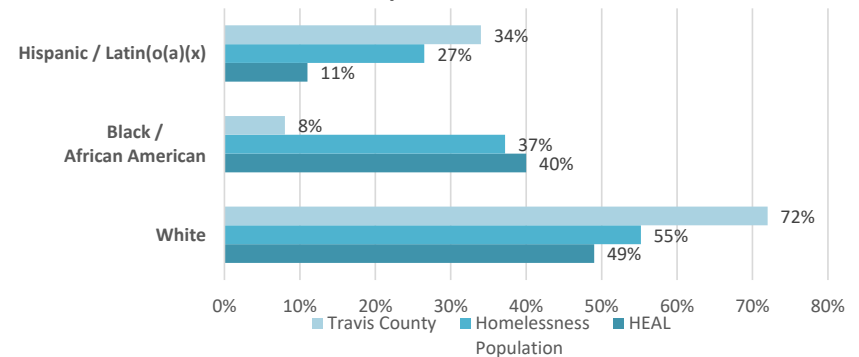
Housing-Focused Encampment Assistance Link

Encampments Receiving HEAL Intervention to Date

- ✓ Terrazas Branch Library
- Menchaca/Ben White underpass
- 183/Oak Knoll underpass
- ✓ Lady Bird Lake Hike & Bike Trail
(near Buford Tower)
- Old San Antonio Road/Slaughter Creek
- IH-35 Frontage Road/St. Johns Avenue
- ✓ West Bouldin Creek
(near Dougherty Arts Center & Alliance Children's Garden)
- St. John Neighborhood Park
- Gillis Park

Fiscal Year 2022 Goal:	200 Served
Actual through 5/17/22:	119
Inception to date:	256
Shelter Acceptance Rate:	90%

Race Equity: HEAL Relative to the Homeless and Travis County Population



The Summit Investment Plan


A summary of the outcomes and investments by category

Spending by Category ¹	People Served or Housing Units				Funding Needs			
	Year 1	Year 2	Year 3	Totals	Year 1	Year 2	Year 3	Totals (\$)
PROGRAMMATIC EXPENDITURES	1,008	2,203	2,089	5,300	\$38M	\$75M	\$105M	\$218M
1. Crises Services (HH Stabilized) ²	110	220	330	660	\$9M	\$7M	\$7M	\$23M
2. Core Housing Programs (HH Stabilized) ²	898	1,983	1,759	4,640	\$20M	\$63M	\$94M	\$178M
3. Other Services ³	TBD	TBD	TBD	TBD	\$8M	\$6M	\$4M	\$18M
SYSTEM INFRASTRUCTURE								
4. System Capacity Building	N/A	N/A	N/A	N/A	\$7M	\$7M	\$6M	\$20M
CAPITAL INVESTMENTS								
5. Capital Investment (Housing Units)	-	700	600	1300	\$140M	\$126M	-	\$266M
CONTINGENCY								
6. Contingency	N/A	N/A	N/A	N/A	\$2M	\$4M	\$4M	\$10M
TOTALS					\$187M	\$213M	\$115M	\$515M

¹ Figures may not add up exactly due to rounding.

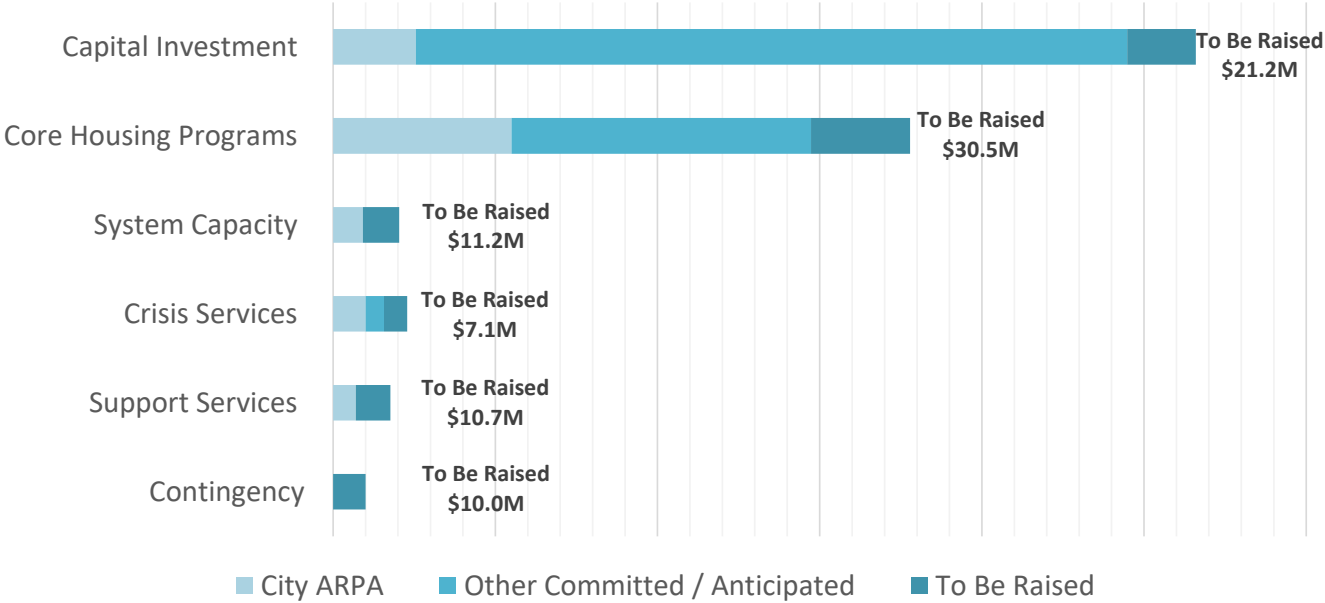
² Unduplicated individuals

³ Includes mental health, employment services, and benefits access



Summit Plan

Funding Progress



American Rescue Plan Act (ARPA) \$106.7 Million

A summary of the City's investments by category

Principles

- Use City ARPA funds flexibly to fill gaps between private and other government funding to support the Summit Investment Plan.
- Catalyze investments and implementation across the array of services and capital investments .
- Do not use one-time ARPA dollars to scale programs requiring ongoing funding (e.g., Permanent Supportive Housing)

Process

- Provide quarterly updates to City Council on the outcomes achieved, expenses to date, and adjustments to the investment plan for unobligated ARPA funds.

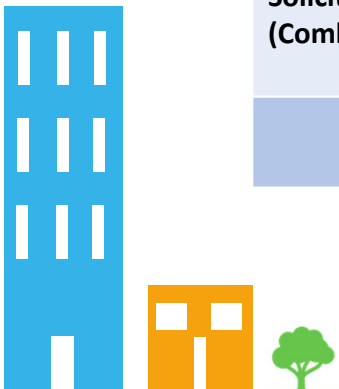
Proposed CoA ARPA Allocation for the Summit	
Funding Category	CoA ARPA Allocation (3 YR)
Programmatic Expenses	\$72.0M
1. <i>Crises Services</i>	\$10.0M
2. <i>Core Housing Programs</i>	\$55.0M
3. <i>Other Services</i>	\$7.0M
System Investments	\$9.2M
4. <i>Capacity Building</i>	\$9.2M
Capital Investments	\$25.5M
5. <i>Capital Investment</i>	\$25.5M
Totals	\$106.7M



Homelessness Social Services & Housing Solicitations

Anticipated Solicitation Timeline


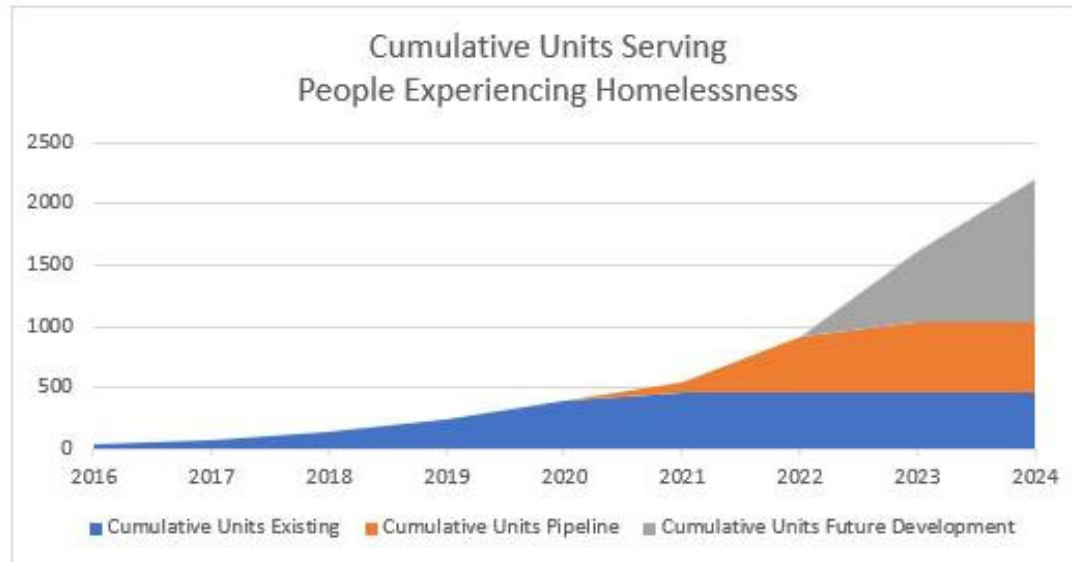
Solicitation Schedule	Phase #1	Phase #2	Phase #3
Focus Area	Housing Stabilization	Crisis Response	Supportive Services and Capacity Building
Project Types	<ul style="list-style-type: none"> • Permanent Supportive Housing • Rapid Rehousing • Supportive Services 	<ul style="list-style-type: none"> • Shelter • Street Outreach • Other Crisis Services 	<ul style="list-style-type: none"> • Employment Services • Behavioral Health • Benefits Access • Capacity Building
Solicitation Amount (Combined Funds)	\$53,113,910	\$9,999,808	~\$11M
Timeline	Closed March 9 th Awards Expected June	Closed May 12, 2022	Expected Release May 31 st , 2022



Housing Unit Production

Finding Home ATX Goals *(subset of overall housing production)*

1000 PSH Units
300 General CoC Units
1300



Discussion



Hotel Conversion Strategy

Bridge Shelter & PSH

Southbridge Shelter
Formerly Roadway Inn



Northbridge Shelter
Formerly Country Inn & Suites



65+ Units

Pecan Gardens
Formerly Candlewood Suites



70+ Units

Bungalows at Century Park
Formerly Texas Bungalows



60+ Units

