



**HOUSING &  
PLANNING**

# Housing Program Production & 2018 GO Bond Update

July 2022

---

# Fiscal Year 2020-2021 Housing Program Production Overview



**PRODUCTION SUMMARY  
FISCAL YEAR 2021-22 OCTOBER - MAY**

	FY2021-2022 Goal	YTD Services	% Goal	Oct	Nov	Dec	Jan	Feb	Mar	Apr	May	Jun	Jul	Aug	Sep
<b>COMMUNITY DEVELOPMENT</b>															
<u>Special Needs Assistance</u>															
Child Care Services (7453)	179	94	53%	-	-	-	62	-	28	4	-	-	-	-	-
<b>CDBG-CV Childcare</b>	120	128	107%	-	-	-	-	79	12	37	-	-	-	-	-
Senior Services (7454)	175	151	86%	-	-	-	121	9	6	15	-	-	-	-	-
Mental Health Services	159	63	40%	-	-	-	-	63	-	-	-	-	-	-	-
<b>HOPWA</b>	269	466	173%	-	-	196	-	-	270	-	-	-	-	-	-
<b>Total Special Needs Assistance</b>	<b>902</b>	<b>902</b>	<b>100%</b>	<b>-</b>	<b>-</b>	<b>196</b>	<b>183</b>	<b>151</b>	<b>316</b>	<b>56</b>	<b>-</b>	<b>-</b>	<b>-</b>	<b>-</b>	<b>-</b>
<u>Homeless Assistance</u>															
Tenant-Based Rental Assistance	85	125	147%	-	-	-	117	-	1	3	4	-	-	-	-
Public Facilities	100	-	0%	-	-	-	-	-	-	-	-	-	-	-	-
Low Barrier Permanent Supportive Housing	24	-	0%	-	-	-	-	-	-	-	-	-	-	-	-
<b>CDBG-CV Emergency Homeless Assistance</b>	143	-	0%	-	-	-	-	-	-	-	-	-	-	-	-
<b>HESG</b>	1,353	204	15%	-	-	160	-	-	44	-	-	-	-	-	-
<b>HESG-CV</b>	-	-	-	-	-	-	-	-	-	-	-	-	-	-	-
<b>Total Homeless Assistance</b>	<b>1,705</b>	<b>329</b>	<b>19%</b>	<b>-</b>	<b>-</b>	<b>160</b>	<b>117</b>	<b>-</b>	<b>45</b>	<b>3</b>	<b>4</b>	<b>-</b>	<b>-</b>	<b>-</b>	<b>-</b>
<u>Renters Assistance</u>															
Architectural Barrier Rental	7	-	0%	-	-	-	-	-	-	-	-	-	-	-	-
Tenants' Rights Assistance	360	198	55%	28	21	27	21	-	36	-	65	-	-	-	-
<b>RENT 2.0 (CDBG-CV 1)</b>	1,104	-	0%	-	-	-	-	-	-	-	-	-	-	-	-
<b>RENT 3.0 (NON-FORMULA)</b>	-	-	#DIV/0!	-	-	-	-	-	-	-	-	-	-	-	-
<b>Total Renters Assistance</b>	<b>1,471</b>	<b>198</b>	<b>13%</b>	<b>28</b>	<b>21</b>	<b>27</b>	<b>21</b>	<b>-</b>	<b>36</b>	<b>-</b>	<b>65</b>	<b>-</b>	<b>-</b>	<b>-</b>	<b>-</b>



## HOUSING & PLANNING

### PRODUCTION SUMMARY FISCAL YEAR 2021-22 OCTOBER - MAY

	FY2021-2022 Goal	YTD Services	% Goal	Oct	Nov	Dec	Jan	Feb	Mar	Apr	May	Jun	Jul	Aug	Sep
<b>HOUSING</b>															
<u>Homebuyer Assistance</u>															
Homebuyer Counseling Program/Education	200	-	0%	-	-	-	-	-	-	-	-	-	-	-	-
Down Payment Assistance	25	17	68%	-	-	1	2	-	-	6	8	-	-	-	-
<b>ATXMA Mortgage Assistance</b>	55	42	76%	8	9	1	-	9	-	8	7	-	-	-	-
<b>Total Homebuyer Assistance</b>	<b>280</b>	<b>59</b>	<b>21%</b>	<b>8</b>	<b>9</b>	<b>2</b>	<b>2</b>	<b>9</b>	<b>-</b>	<b>14</b>	<b>15</b>	<b>-</b>	<b>-</b>	<b>-</b>	<b>-</b>
<u>Homeowner Assistance</u>															
Architectural Barrier Homeowner	80	10	13%	1	-	1	2	-	-	-	6	-	-	-	-
Minor Home Repair	200	53	27%	-	-	-	-	10	16	16	11	-	-	-	-
Homeowner Rehabilitation Loan Program	9	3	33%	1	-	1	-	-	-	1	-	-	-	-	-
GO Repair! Program	292	71	24%	20	11	6	-	-	11	12	11	-	-	-	-
<b>Emergency Home Repair (Winter Storm)</b>	100	-													
<b>Total Homeowner Assistance (7038)</b>	<b>681</b>	<b>137</b>	<b>20%</b>	<b>22</b>	<b>11</b>	<b>8</b>	<b>2</b>	<b>10</b>	<b>27</b>	<b>29</b>	<b>28</b>	<b>-</b>	<b>-</b>	<b>-</b>	<b>-</b>
<u>Housing Development Assistance</u>															
Rental Housing Development Assistance	15	15	100%	-	-	-	-	-	-	-	15	-	-	-	-
RHDA GO Bonds	393	334	85%	-	-	-	146	-	90	57	41	-	-	-	-
Ownership Housing Development Assistance	10	-	0%	-	-	-	-	-	-	-	-	-	-	-	-
OHDA GO Bonds	6	16	267%	-	-	-	7	2	6	1	-	-	-	-	-
AHFC Acquisition and Development	5	-	0%	-	-	-	-	-	-	-	-	-	-	-	-
<b>Total Housing Development Assistance</b>	<b>429</b>	<b>365</b>	<b>85%</b>	<b>-</b>	<b>-</b>	<b>-</b>	<b>153</b>	<b>2</b>	<b>96</b>	<b>58</b>	<b>56</b>	<b>-</b>	<b>-</b>	<b>-</b>	<b>-</b>
<u>Other Community Development Assistance</u>															
CHDO Operations	2	3	150%	-	-	-	-	-	-	3	-	-	-	-	-
Community Development Bank (EDD)	-	-	#DIV/0!	-	-	-	-	-	-	-	-	-	-	-	-
<b>Total Other Community Development Assistance</b>	<b>2</b>	<b>3</b>	<b>#DIV/0!</b>	<b>-</b>	<b>-</b>	<b>-</b>	<b>-</b>	<b>-</b>	<b>-</b>	<b>3</b>	<b>-</b>	<b>-</b>	<b>-</b>	<b>-</b>	<b>-</b>
<b>TOTAL HPD SERVICES (7031)</b>	<b>5,470</b>	<b>1,993</b>	<b>36%</b>	<b>58</b>	<b>41</b>	<b>393</b>	<b>478</b>	<b>172</b>	<b>520</b>	<b>163</b>	<b>168</b>	<b>-</b>	<b>-</b>	<b>-</b>	<b>-</b>



Departments > Housing and Planning Department

# Housing and Planning Department

Home

About

Housing & Displacement  
Prevention

## Housing & Planning Department

Welcome!

As of October 1, 2020, the Neighborhood Housing and Community Development Department (NHCD) and Planning and Zoning Department (PAZ) have merged into the Housing & Planning Department (HPD).

## Contact Info

512-974-3100

Email

Physical Address  
Street-Jones Building  
1000 E. 11th St., Suite 200



[Inclusive Planning & Program Delivery](#) >

[Policy, Plans, & Data](#) >

[Resource Library](#) >

Subscribe to our mailing list

[Subscribe](#)



seek to create a diverse and racially inclusive City.

## Learn more about us

▼ [Our Mission](#)

▼ [Our Goals](#)

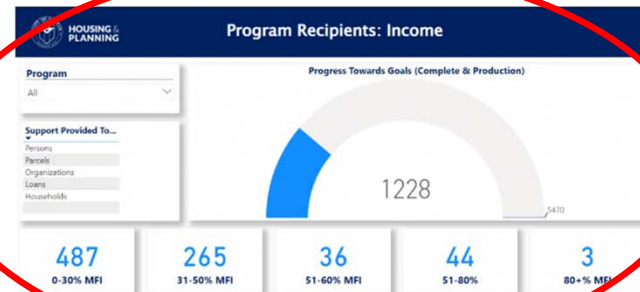
▼ [Who We Help](#) ←

▼ [Our Team](#)



## Who Does the Housing and Planning Department Help?

The [Who We Help: HPD's Program Recipients Dashboard](#) shows Income, Race/Ethnicity, and Household Composition information for people who participate in HPD's housing programs.



The City of Austin's Housing and Planning Department's [Who We Help: HPD's Program Recipients Dashboard](#) tracks and reports housing created and housing services provided to Austin's renters, homeowners and community members.

This answers questions like: *Of the many people helped in these programs.*



## Program Recipients: Income

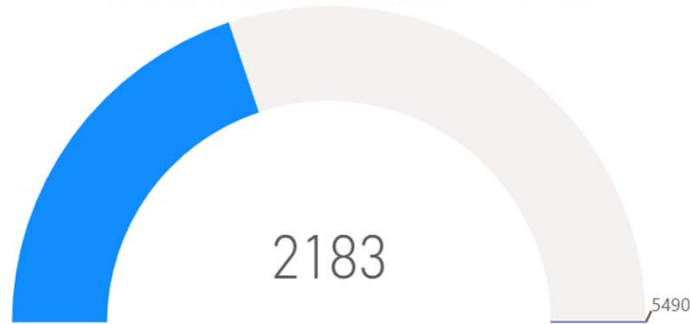
### Program

All

### Support Provided To...

- Persons
- Parcels
- Organizations
- Loans
- Households

### Progress Towards Goals (Complete & Production)



726

0-30% MFI

443

31-50% MFI

68

51-60% MFI


87

51-80%

6

80+% MFI

The Income, Race/Ethnicity and Household Composition reports program participant info across five income categories, seven Race/Ethnicity categories and three household characteristic categories such as Female Heads of Household, Disabled Status and Elderly Status. These income, race/ethnicity and household characteristic categories reported are set by the U.S. Department of Housing and Urban Development's (HUD) and determine who is eligible for housing programs based on median family income estimates for each metropolitan area. The "Race/Ethnicity" and "Household Composition" data is self-reported and therefore may be incomplete. "Other" can mean either the individual declined to state their race/ethnicity information or information may be missing. The City of Austin identifies priority needs and offers services and programs to eligible households regardless of race or ethnicity. More information can be made available upon request to [HPD@austintexas.gov](mailto:HPD@austintexas.gov).





## Program Recipients: Race/Ethnicity

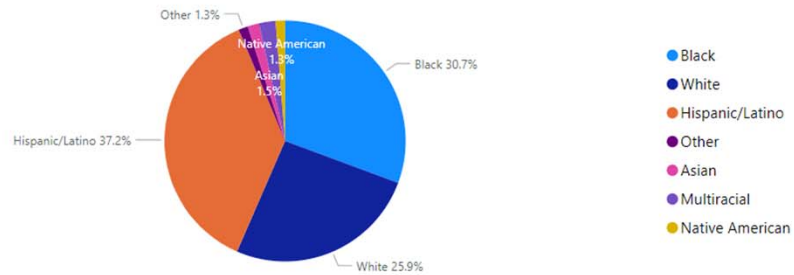
### Program

All

### Support Provided To...

Persons  
Parcels  
Organizations  
Loans  
Households

### Race/Ethnicity



416

Black

505

Hispanic/Latino

17

Other

30

Multiracial

21

Asian


11

Native American

351

White

This tab ("Race/Ethnicity") displays annual fiscal year production (Fiscal Year 2021-2022: 10/1/2021 - 9/30/2022) across six race and ethnicity categories defined by the U.S. Department of Housing and Urban Development's (HUD) race and ethnicity categories. Race and ethnicity information is self-reported and therefore may be incomplete. "Other" can also indicate "declined to state" or "information missing". The City of Austin identifies priority needs and offers services and programs to eligible households regardless of race or ethnicity.





## Program Recipients: Household Composition

### Program

All

### Support Provided To...

Persons

Parcels

Organizations

Loans

Households

561

Female Head of Household

240

Disabled

228

Elderly

This tab ("Household Composition") displays annual fiscal year production (Fiscal Year 2021-2022: 10/1/2021 - 9/30/2022) across three household composition categories defined by the U.S. Department of Housing and Urban Development (HUD) categories that track Female Heads of Household, Disabled status and Elderly status. Household Composition is self-reported and therefore may be incomplete. More information is available upon request: HPD@austintexas.gov





## Program Recipients: Household Composition

### Program

All

### Support Provided To...

Persons

Parcels

Organizations

Loans

Households

196

Female Head of Household

60

Disabled

117

Elderly

This tab ("Household Composition") displays annual fiscal year production (Fiscal Year 2021-2022: 10/1/2021 - 9/30/2022) across three household composition categories defined by the U.S. Department of Housing and Urban Development (HUD) categories that track Female Heads of Household, Disabled status and Elderly status. Household Composition is self-reported and therefore may be incomplete. More information is available upon request: [HPD@austintexas.gov](mailto:HPD@austintexas.gov)






## Program Recipients: Income

### Program

GO Repair! Program

- ☐ Community Housing Developme...
- ☐ Down Payment Assistance
- ☐ Emergency Home Repair (Winter...
- ☒ GO Repair! Program
- ☐ HOME - Ownership Housing Dev...
- ☐ HOME - Rental Housing Develop...
- ☐ Homebuyer Counseling Program...
- ☐ Homeless Emergency Solutions ...

### Progress Towards Goals (Complete & Production)



42

0-30% MFI

19

31-50% MFI

9

51-60% MFI

1

51-80%

0

80+% MFI

The Income, Race/Ethnicity and Household Composition reports program participant info across five income categories, seven Race/Ethnicity categories and three household characteristic categories such as Female Heads of Household, Disabled Status and Elderly Status. These income, race/ethnicity and household characteristic categories reported are set by the U.S. Department of Housing and Urban Development's (HUD) and determine who is eligible for housing programs based on median family income estimates for each metropolitan area. The "Race/Ethnicity" and "Household Composition" data is self-reported and therefore may be incomplete. "Other" can mean either the individual declined to state their race/ethnicity information or information may be missing. The City of Austin identifies priority needs and offers services and programs to eligible households regardless of race or ethnicity. More information can be made available upon request to [HPD@austintexas.gov](mailto:HPD@austintexas.gov).



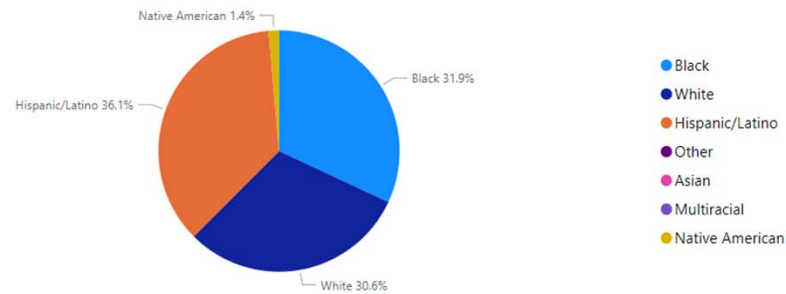
## Program Recipients: Race/Ethnicity

### Program

GO Repair! Program

- ☐ Community Housing Development Organizati...
- ☐ Down Payment Assistance
- ☐ Emergency Home Repair (Winter Storm)
- ☒ GO Repair! Program
- ☐ HOME - Ownership Housing Development As...
- ☐ HOME - Rental Housing Development Assista...
- ☐ Homebuyer Counseling Program/Education
- ☐ Homeless Emergency Solutions Grant

### Race/Ethnicity



23

Black

26

Hispanic/Latino

0

Other

0

Multiracial

0

Asian

0

Native American

22

White

This tab ("Race/Ethnicity") displays annual fiscal year production (Fiscal Year 2021-2022: 10/1/2021 - 9/30/2022) across six race and ethnicity categories defined by the U.S. Department of Housing and Urban Development's (HUD) race and ethnicity categories. Race and ethnicity information is self-reported and therefore may be incomplete. "Other" can also indicate "declined to state" or "information missing". *The City of Austin identifies priority needs and offers services and programs to eligible households regardless of race or ethnicity.*



## Program Recipients: Household Composition

### Program

GO Repair! Program

### Support Provided To...

Households

37

Female Head of Household

14

Disabled

17

Elderly

This tab ("Household Composition") displays annual fiscal year production (Fiscal Year 2021-2022: 10/1/2021 - 9/30/2022) across three household composition categories defined by the U.S. Department of Housing and Urban Development (HUD) categories that track Female Heads of Household, Disabled status and Elderly status. Household Composition is self-reported and therefore may be incomplete. More information is available upon request: HPD@austintexas.gov





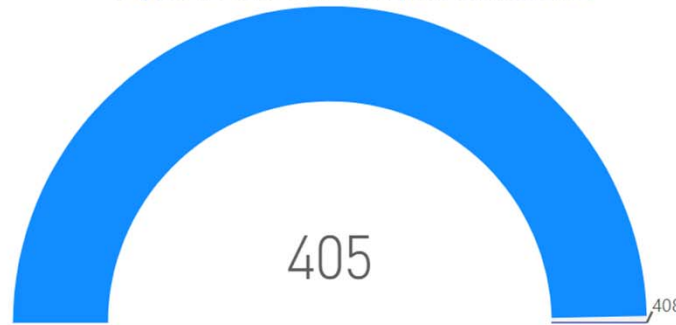
## Program Recipients: Income

### Program

Multiple selections

- ☐ Public Facilities
- ☐ RENT 2.0 (CDBG-CV 1)
- ☐ RENT 3.0 (NON-FORMULA)
- ☐ Rent Availability Program
- ☒ RHDA - GO Bonds
- ☐ Senior Services
- ☐ Tenant-Based Rental Assistance
- ☐ Tenants Rights Assistance

### Progress Towards Goals (Complete & Production)



149

0-30% MFI

200

31-50% MFI

0

51-60% MFI

0

51-80%

0

80+% MFI

The Income, Race/Ethnicity and Household Composition reports program participant info across five income categories, seven Race/Ethnicity categories and three household characteristic categories such as Female Heads of Household, Disabled Status and Elderly Status. These income, race/ethnicity and household characteristic categories reported are set by the U.S. Department of Housing and Urban Development's (HUD) and determine who is eligible for housing programs based on median family income estimates for each metropolitan area. The "Race/Ethnicity" and "Household Composition" data is self-reported and therefore may be incomplete. "Other" can mean either the individual declined to state their race/ethnicity information or information may be missing. The City of Austin identifies priority needs and offers services and programs to eligible households regardless of race or ethnicity. More information can be made available upon request to [HPD@austintexas.gov](mailto:HPD@austintexas.gov).



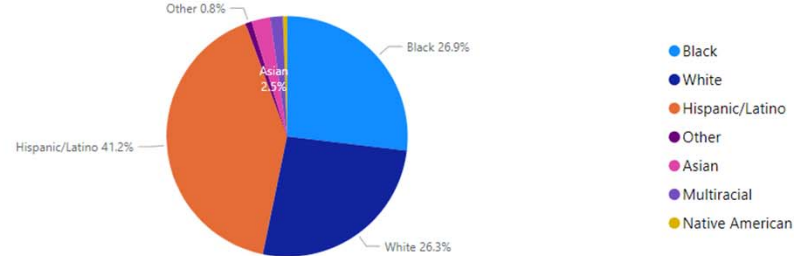
## Program Recipients: Race/Ethnicity

### Program

Multiple selections

- ☐ Public Facilities
- ☐ RENT 2.0 (CDBG-CV 1)
- ☐ RENT 3.0 (NON-FORMULA)
- ☐ Rent Availability Program
- ☒ RHDA - GO Bonds
- ☐ Senior Services
- ☐ Tenant-Based Rental Assistance
- ☐ Tenants Rights Assistance

### Race/Ethnicity



96

Black

147

Hispanic/Latino

3

Other

6

Multiracial

9

Asian

0

Native American

94

White

This tab ("Race/Ethnicity") displays annual fiscal year production (Fiscal Year 2021-2022: 10/1/2021 - 9/30/2022) across six race and ethnicity categories defined by the U.S. Department of Housing and Urban Development's (HUD) race and ethnicity categories. Race and ethnicity information is self-reported and therefore may be incomplete. "Other" can also indicate "declined to state" or "information missing". *The City of Austin identifies priority needs and offers services and programs to eligible households regardless of race or ethnicity.*



## Program Recipients: Household Composition

### Program

Multiple selections

- ☐ Public Facilities
- ☐ RENT 2.0 (CDBG-CV 1)
- ☐ RENT 3.0 (NON-FORMULA)
- ☐ Rent Availability Program
- ☒ RHDA - GO Bonds
- ☐ Senior Services
- ☐ Tenant-Based Rental Assistance
- ☐ Tenants Rights Assistance

111

Female Head of Household

36

Disabled

46

Elderly

This tab ("Household Composition") displays annual fiscal year production (Fiscal Year 2021-2022: 10/1/2021 - 9/30/2022) across three household composition categories defined by the U.S. Department of Housing and Urban Development (HUD) categories that track Female Heads of Household, Disabled status and Elderly status. Household Composition is self-reported and therefore may be incomplete. More information is available upon request: [HPD@austintexas.gov](mailto:HPD@austintexas.gov)





## HOUSING & PLANNING

# Questions?

