

July 2022  
Statistical Report

Fiscal Year

2022

2022

Fiscal Month

10 - July

Fiscal Quarter

All

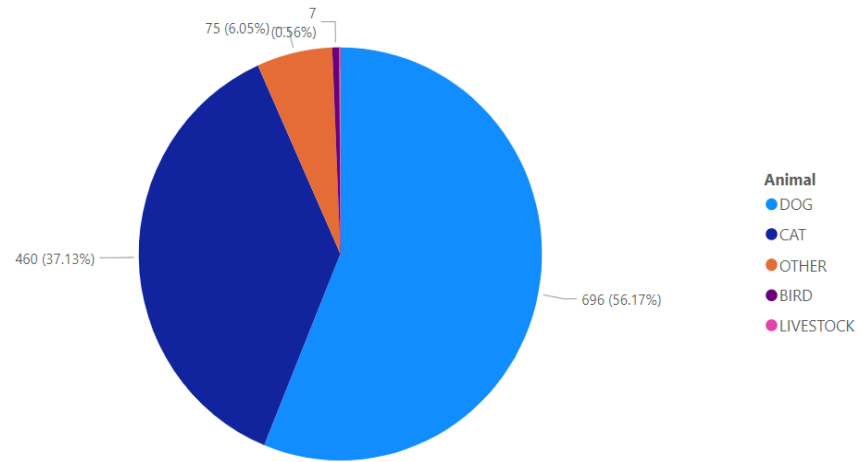
Intake Type

All

Animal Type

All

## Intakes by Animal



1,239

Total Intakes

Fiscal Year

2022

2022

Fiscal Month

10 - July

Fiscal Quarter

All

Animal

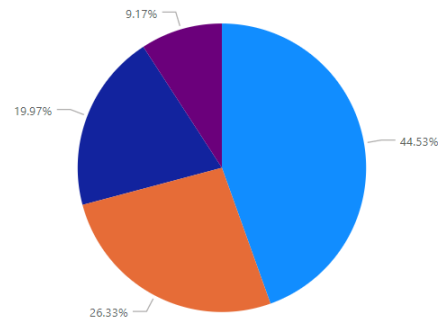
All

## Animals Adopted

676

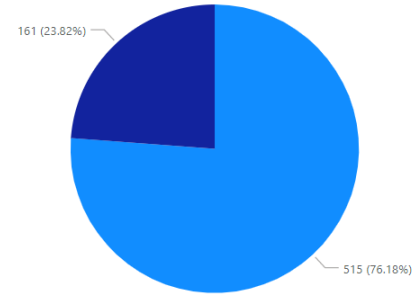
Total Adoptions

Adoptions by Outcome Age

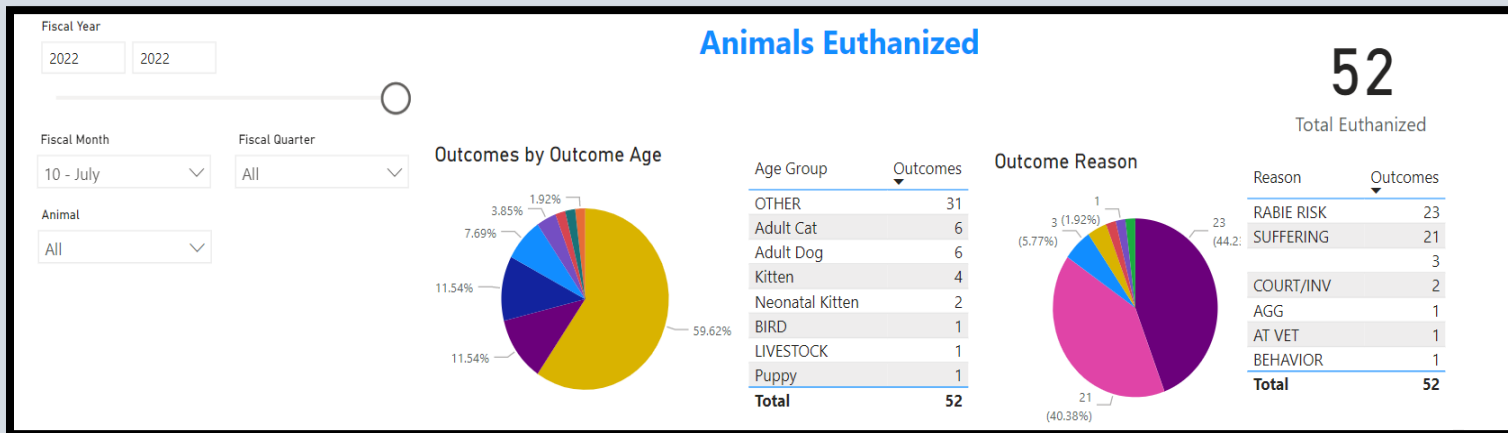
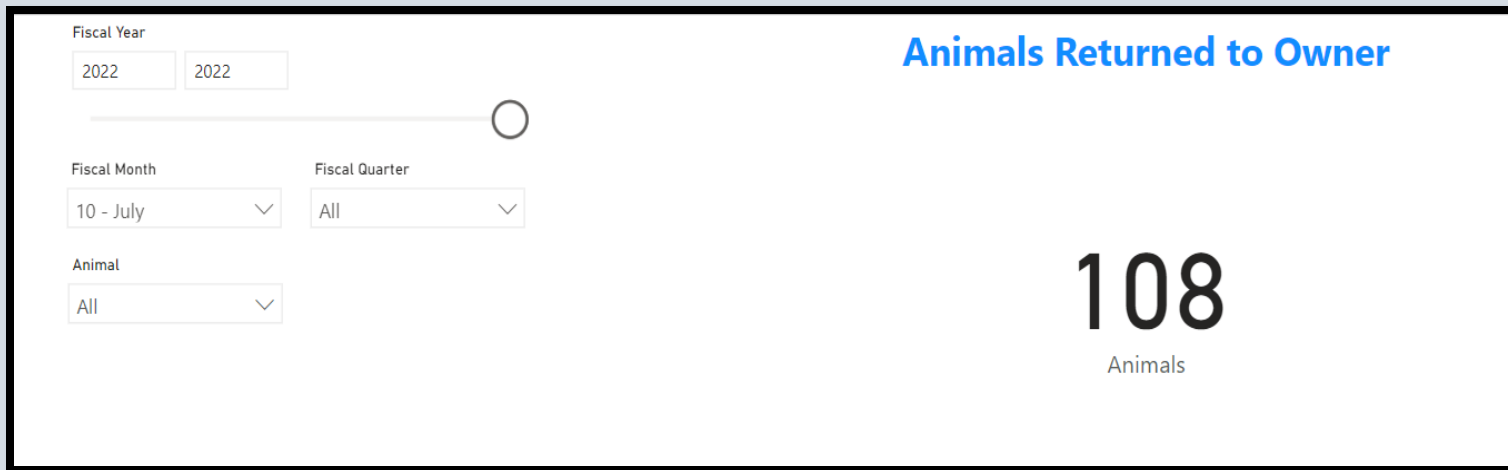


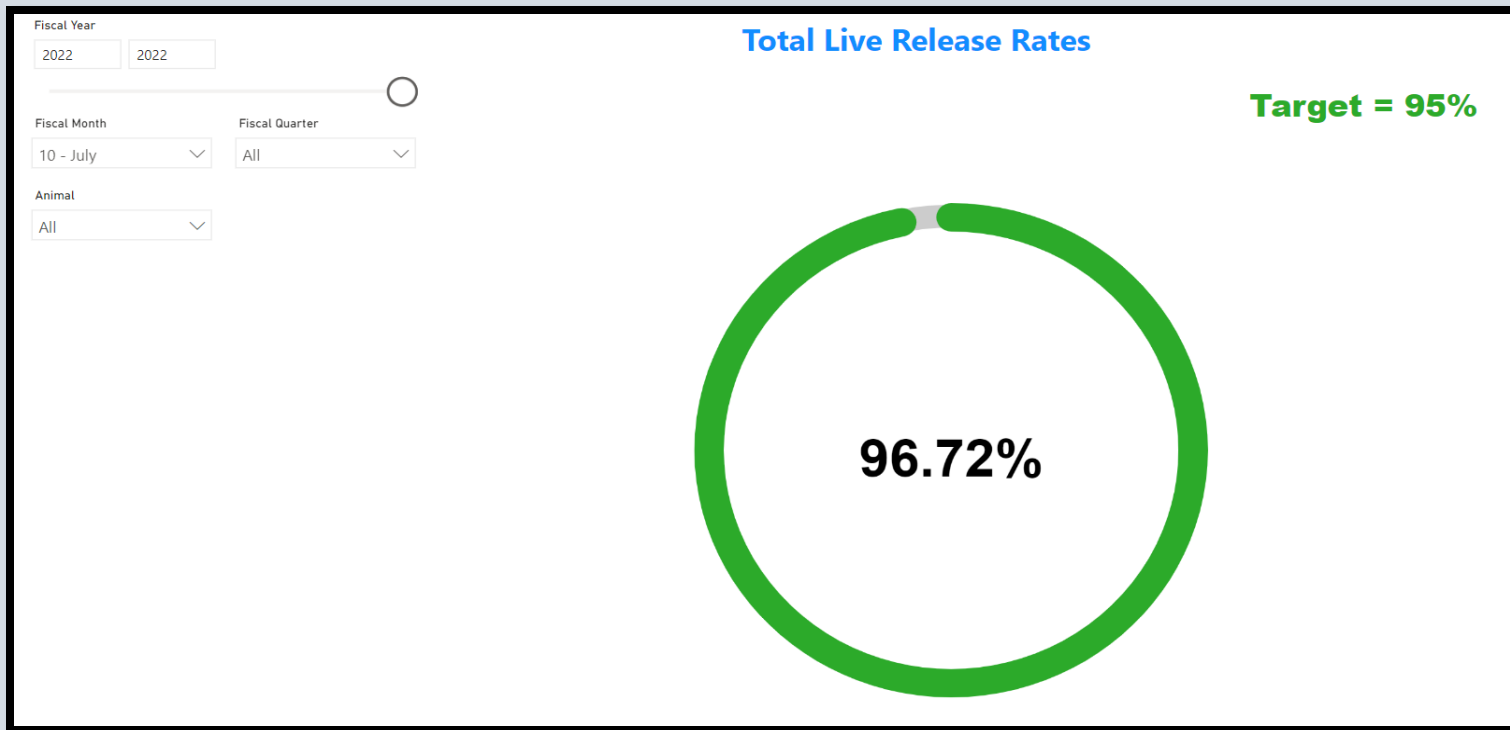
Age Group	Outcomes
Kitten	301
Puppy	178
Adult Dog	135
Adult Cat	62
Total	676

Outcomes by Adoption Type



Adoption Type	Outcomes
FOSTER	161
Total	676

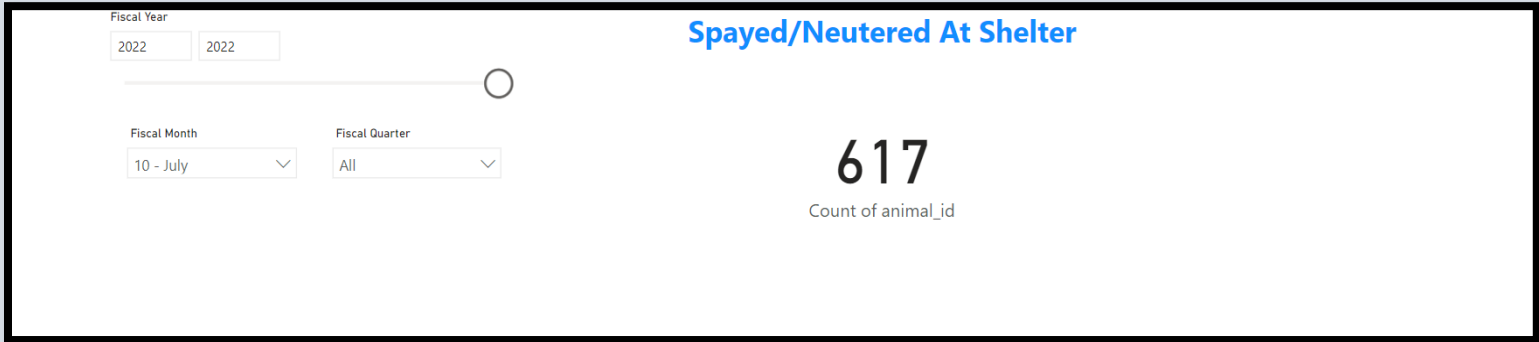
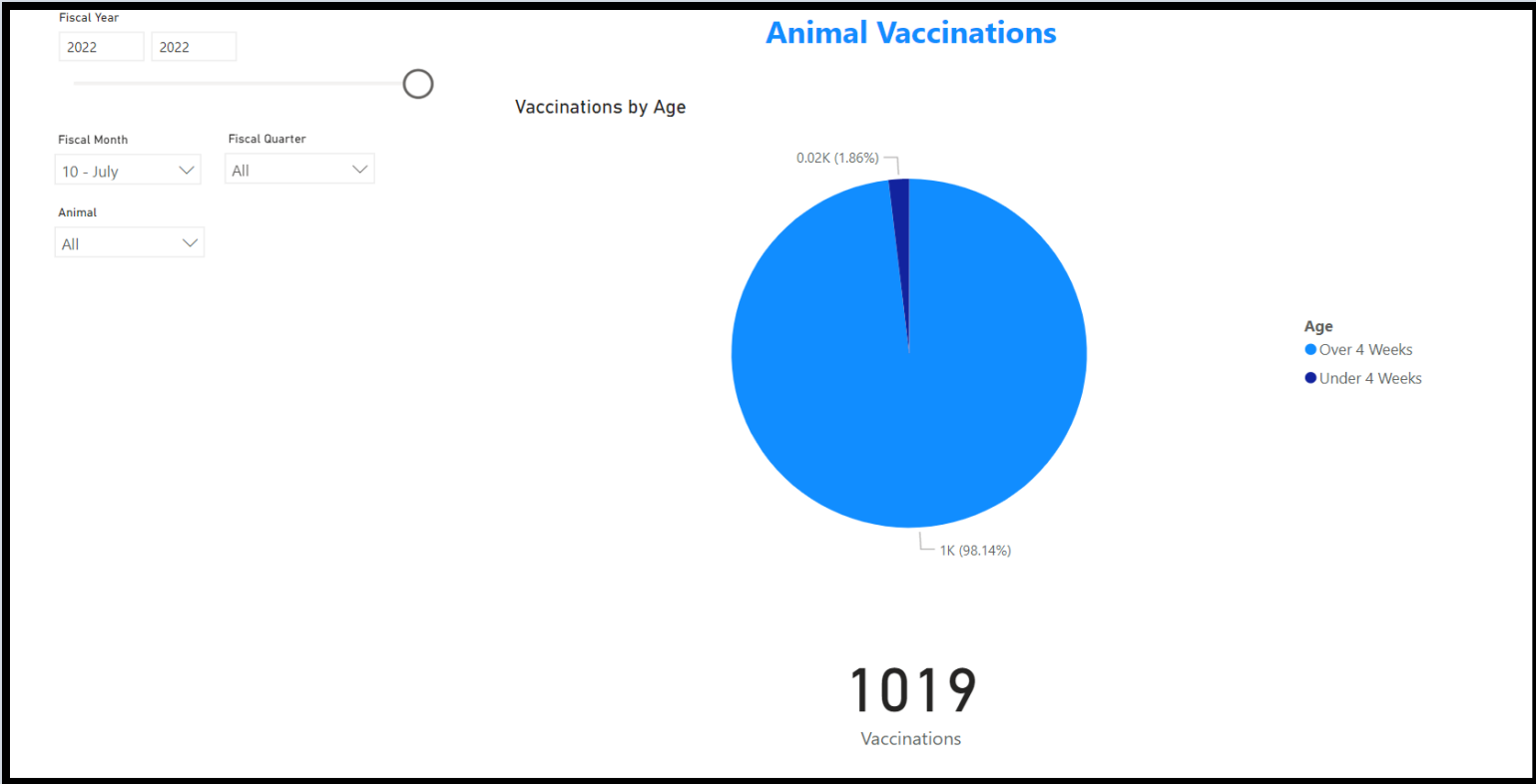




### Foster Program

408

Current Animals in Foster



Fiscal Year

2022

2022

Fiscal Month

10 - July

Fiscal Quarter

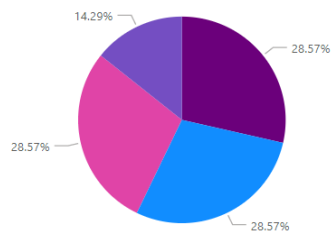
All

Animal

All

## Animal Deaths in Shelter/Foster Care

### At Shelter

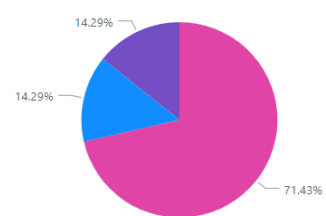


Age Group	Outcomes
Adult Cat	2
Kitten	2
Neonatal Kitten	1
Neonatal Puppy	2

7

Animals

### In Foster

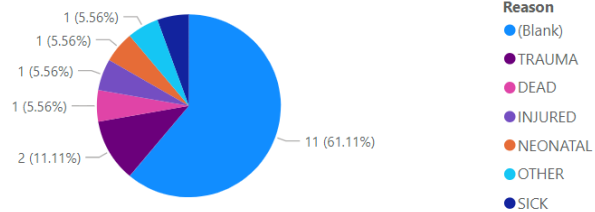


Age Group	Outcomes
Kitten	1
Neonatal Kitten	1
Neonatal Puppy	5

7

Animals

### Number of Deaths by Reason



Fiscal Year

2022 2022

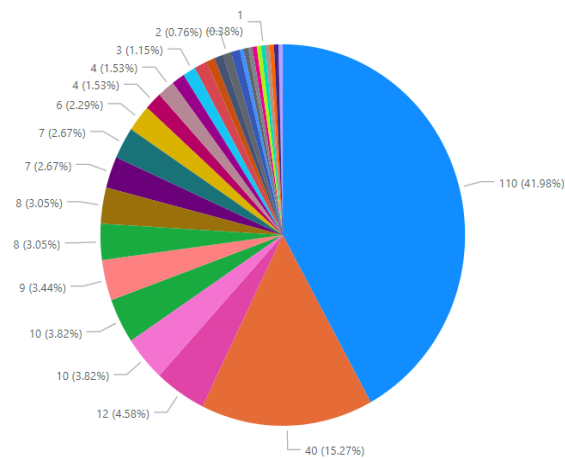
Fiscal Month

10 - July

Fiscal Quarter

All

## Animals Transferred to Rescue Organizations



Rescue Org	# of Transfers
APA	110
AUSTIN HUMANE SOCIETY	40
NORTHWOODS HUMANE SOCIETY	12
OPERATION KINDNESS	10
SOUTH WOOD	10
STAFFORD COUNTY	9
SAVING GRACE	8
SAVING PAWS ANIMAL	8
FUZZY FRIENDS	7
WAG	7
CATKINS ANIMAL RESCUE	6
OSHKOSH AREA HUMANE SOCIETY	4
REBEL DOG RESCUE	4
AUSTIN BULLDOG	3
SMALL CHANCE POM	3
WEE	3
DACHSHUND CENTEX	2

262

Animals Transferred



### Animals Spayed Who Are Visibly Pregnant

At this time no spays are performed on pregnant animals.

### Animals Lost, Stolen, or Missing

Fiscal Year  
2022 2022

Fiscal Month  
10 - July

Fiscal Quarter  
All

Animal  
All

(Blank)

Animals

Fiscal Year

2022

2022

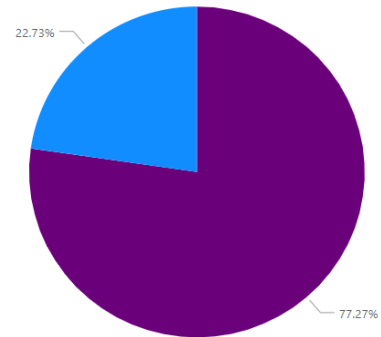
Fiscal Month

10 - July

Fiscal Quarter

All

## SNR Program



22

Cats

Fiscal Year

2022

2022

Fiscal Month

10 - July



Fiscal Quarter

All



## Intact Animals Adopted/Returned-to-Owner

15

Intact Animals Adopted

58

Intact Animals Returned-to-Owner

July 2021  
Statistical Report

Fiscal Year

2021

2021

Fiscal Month

10 - July

Fiscal Quarter

All

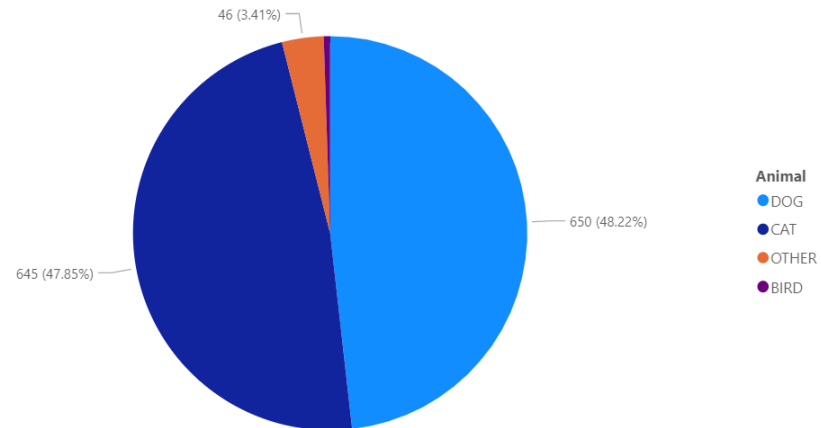
Intake Type

All

Animal Type

All

## Intakes by Animal



1,348

Total Intakes

Fiscal Year

2021

2021

Fiscal Month

10 - July

Fiscal Quarter

All

Animal

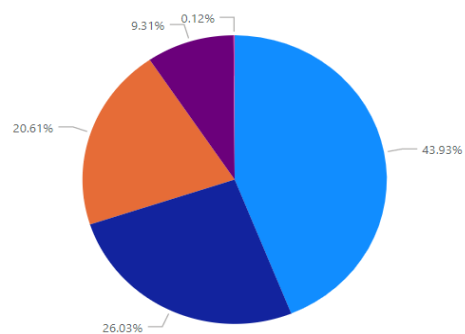
All

## Animals Adopted

849

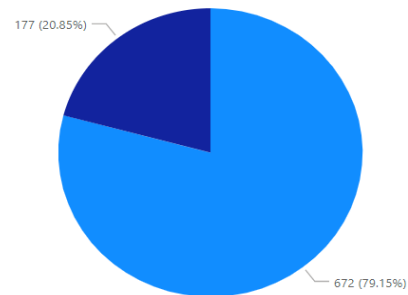
Total Adoptions

Adoptions by Outcome Age



Age Group	Outcomes
Kitten	373
Adult Dog	221
Puppy	175
Adult Cat	79
Neonatal Puppy	1
Total	849

Outcomes by Adoption Type



Adoption Type	Outcomes
FOSTER	177
Total	849

Fiscal Year

2021

2021

Fiscal Month

10 - July

Fiscal Quarter

All

Animal

All

## Animals Returned to Owner

128

Animals

Fiscal Year

2021

2021

Fiscal Month

10 - July

Fiscal Quarter

All

Animal

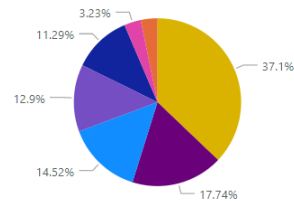
All

## Animals Euthanized

62

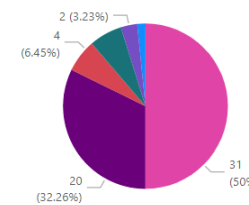
Total Euthanized

Outcomes by Outcome Age



Age Group	Outcomes
OTHER	23
Adult Cat	11
Kitten	9
Neonatal Kitten	8
Adult Dog	7
Neonatal Puppy	2
Puppy	2
<b>Total</b>	<b>62</b>

Outcome Reason



Reason	Outcomes
SUFFERING	31
RABIE RISK	20
AGG	4
MEDICAL	4
AT VET	2
<b>Total</b>	<b>62</b>

Fiscal Year

2021

2021

Fiscal Month

10 - July



Fiscal Quarter

All



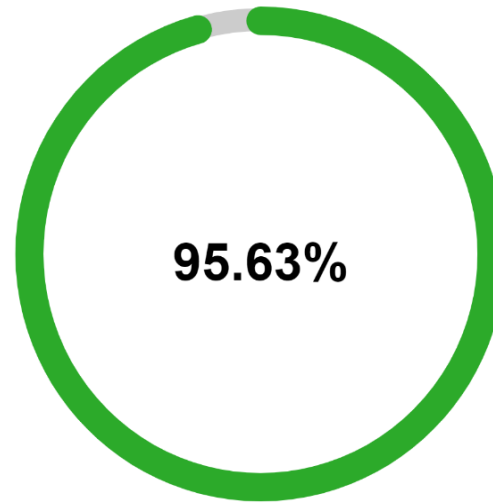
Animal

All



## Total Live Release Rates

**Target = 95%**





Fiscal Year

2021

2021

Fiscal Month

10 - July

Fiscal Quarter

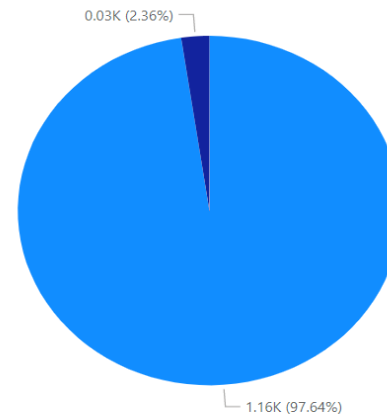
All

Animal

All

## Animal Vaccinations

Vaccinations by Age



1171

Vaccinations

Fiscal Year

2021

2021



Fiscal Month

10 - July



Fiscal Quarter

All



Spayed/Neutered At Shelter

705

Count of animal\_id

Animal Deaths in Shelter/Foster Care

Fiscal Year

20212021

Fiscal Month

10 - July

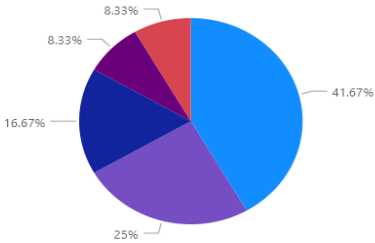
Fiscal Quarter

All

Animal

All

At Shelter

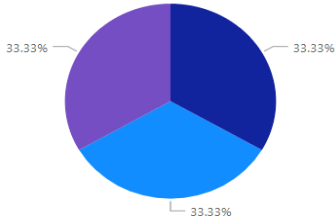


Age Group	Outcomes
Adult Cat	1
Adult Dog	2
BIRD	1
Kitten	5
Neonatal Kitten	3

12

Animals

In Foster

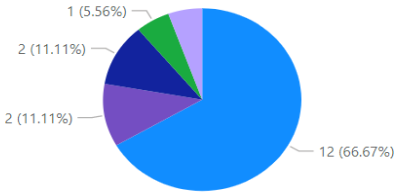


Age Group	Outcomes
Adult Dog	1
Kitten	1
Neonatal Kitten	1

3

Animals

Number of Deaths by Reason



- Reason
- (Blank)
  - INJURED
  - SICK
  - MEDICAL
  - NURSING

Fiscal Year

2021

2021

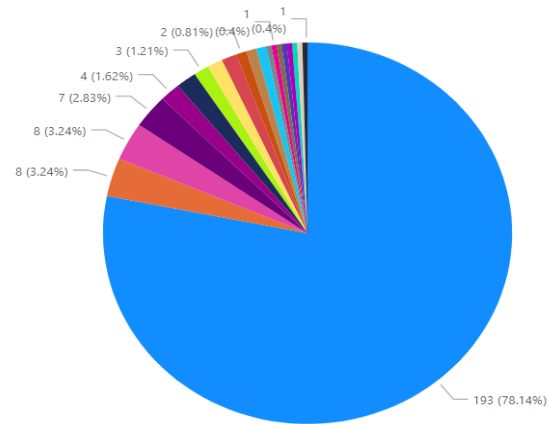
Fiscal Month

10 - July

Fiscal Quarter

All

## Animals Transferred to Rescue Organizations



Rescue Org	# of Transfers
APA	193
AUSTIN HUMANE SOCIETY	8
NORTHWOODS HUMANE SOCIETY	8
FUZZY FRIENDS	7
AUSTIN BULLDOG	4
UNITED YORKIE	4
GREAT PYR (TX)	3
MALTESE LIL' PAWS	3
WEE	3
DACHSHUND CENTEX	2
HIGHLAND LAKES CANINE	2
SMALL CHANCE POM	2
COMMUNITY	1
DACHSHUND DIAMOND	1
DOBERMAN RESCUE OF N. TEXAS	1
GOLD RIBBON	1
IDOG DOODLE	1

247

Animals Transferred

Fiscal Year

2021

2021

Fiscal Month

10 - July



Fiscal Quarter

All



Animal

All



Animals Lost, Stolen, or Missing

(Blank)

Animals

Fiscal Year

2021

2021



Fiscal Month

10 - July

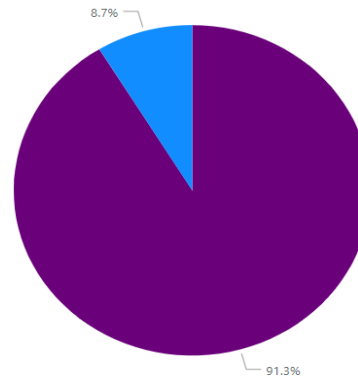


Fiscal Quarter

All



## SNR Program



Age Group

# of Cats



Kitten (3-6 months)

2

Adult Cat (6+ months)

21

**Total**

**23**

23

Cats

Fiscal Year

2021

2021

Fiscal Month

10 - July

Fiscal Quarter

All

Intact Animals Adopted/Returned-to-Owner

3

Intact Animals Adopted

58

Intact Animals Returned-to-Owner

July 2020  
Statistical Report



Fiscal Year

2020

2020

Fiscal Month

10 - July

Fiscal Quarter

All

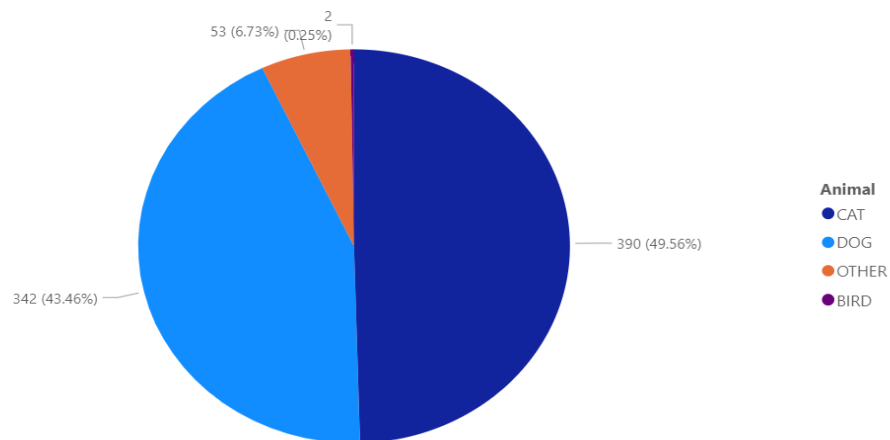
Intake Type

All

Animal Type

All

## Intakes by Animal



787

Total Intakes

Fiscal Year

2020

2020

Fiscal Month

10 - July

Fiscal Quarter

All

Animal

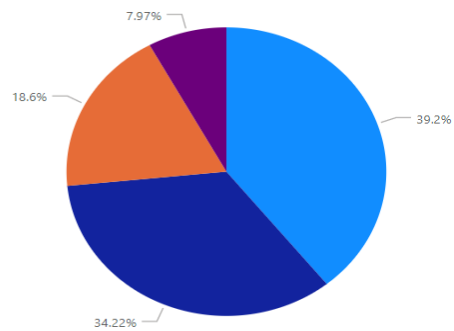
All

## Animals Adopted

301

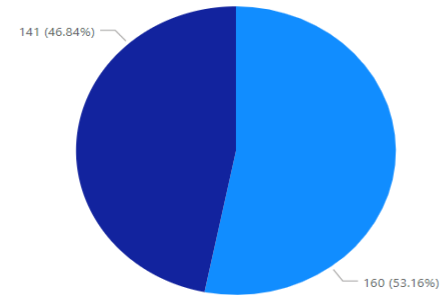
Total Adoptions

Adoptions by Outcome Age



Age Group	Outcomes
Kitten	118
Adult Dog	103
Puppy	56
Adult Cat	24
Total	301

Outcomes by Adoption Type



Adoption Type	Outcomes
FOSTER	141
Total	301

Fiscal Year

2020 2020

10 - July

Animal

All

## Animals Returned to Owner

89

Animals

Fiscal Year

2020 2020

Fiscal Month

10 - July

Fiscal Quarter

All

Animal

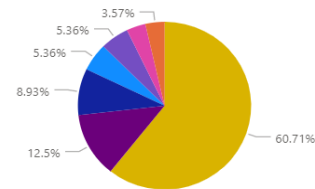
All

## Animals Euthanized

56

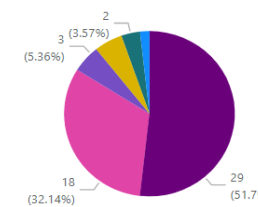
Total Euthanized

Outcomes by Outcome Age



Age Group	Outcomes
OTHER	34
Adult Cat	7
Adult Dog	5
Kitten	3
Neonatal Kitten	3
Neonatal Puppy	2
Puppy	2
<b>Total</b>	<b>56</b>

Outcome Reason



Reason	Outcomes
RABIE RISK	29
SUFFERING	18
AT VET	3
COURT/INV	3
MEDICAL	2
<b>Total</b>	<b>56</b>

Fiscal Year

2020

2020

Fiscal Month

10 - July

Fiscal Quarter

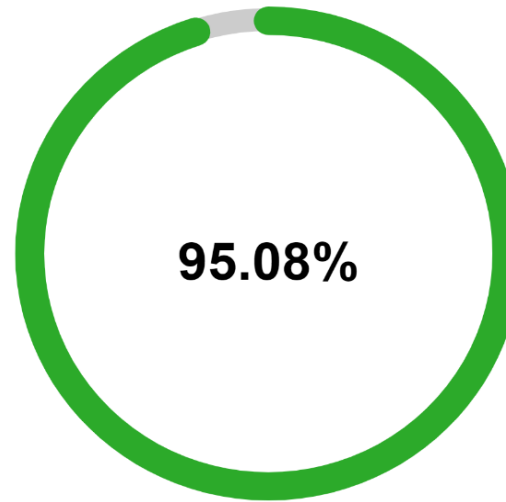
All

Animal

All

## Total Live Release Rates

**Target = 95%**



Fiscal Year

2020

2020

Fiscal Month

10 - July



Fiscal Quarter

All



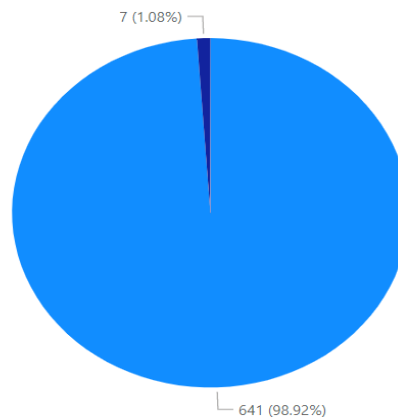
Animal

All



## Animal Vaccinations

Vaccinations by Age



Age

Over 4 Weeks

Under 4 Weeks

643

Vaccinations

Fiscal Year

2020

2020



Fiscal Month

10 - July



Fiscal Quarter

All



Spayed/Neutered At Shelter

336

Count of animal\_id

## Animal Deaths in Shelter/Foster Care

Fiscal Year

2020

2020

Fiscal Month

10 - July

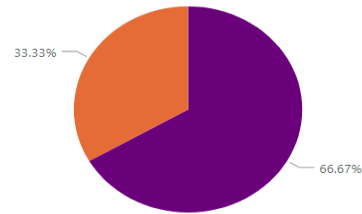
Fiscal Quarter

All

Animal

All

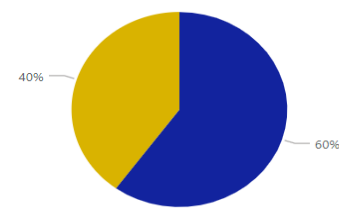
### At Shelter



3  
Animals

Age Group	Outcomes
Adult Cat	2
Puppy	1

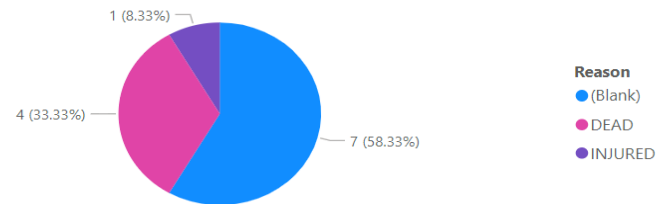
### In Foster



5  
Animals

Age Group	Outcomes
Adult Dog	3
OTHER	2

### Number of Deaths by Reason



Fiscal Year

2020

2020

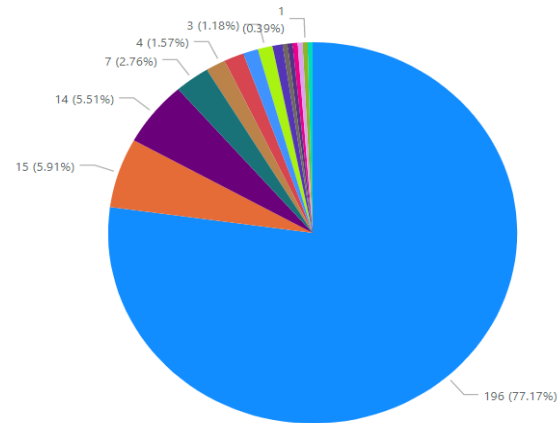
Fiscal Month

10 - July

Fiscal Quarter

All

## Animals Transferred to Rescue Organizations



254

Animals Transferred

Rescue Org	# of Transfers
APA	196
AUSTIN HUMANE SOCIETY	15
FUZZY FRIENDS	14
WAG	7
HIGHLAND LAKES CANINE	4
WEE	4
	3
GREAT PYR (TX)	3
GOLD RIBBON	2
ABBYS LITTLE FRIENDS	1
CHIHUAHUA AY	1
DACHSHUND DIAMOND	1
ENGLISH SPRINGER	1
HOUND	1
PUG AUSTIN	1



Fiscal Year

2020

2020

Fiscal Month

10 - July

▼

Fiscal Quarter

All

▼

Animal

All

▼

Animals Lost, Stolen, or Missing

(Blank)

Animals

Fiscal Year

2020

2020



Fiscal Month

10 - July




Fiscal Quarter

All



## SNR Program



100%

13

Cats

Age Group



# of Cats

Adult Cat (6+ months)

13

**Total**

**13**

Fiscal Year

2020

2020

Fiscal Month

10 - July



Fiscal Quarter

All



## Intact Animals Adopted/Returned-to-Owner

14

Intact Animals Adopted

41

Intact Animals Returned-to-Owner