

# **ECC Funding**

An overview of the ECC's Original Funding Recommendations and where they stand now.

**Matt Worthington**  
**Vice-Chair, Early Childhood Council**

AUGUST 13TH, 2022



# The Whole Ask

Below is a table that shows the total original ask and total current ask to the City + County for early childhood funding allocations from ARPA funds.

PRIORITY	ORIGINAL ASK (FIRST 15 MONTHS)			CURRENT COUNTY ASK (NEXT 21 MONTHS)	
	REQUESTED	CITY	COUNTY	ESTIMATES <sup>1</sup>	COUNTY + ESTIMATES
1 P1 - Continuity of Care & Navigation	\$6,000,000	\$2,498,936	\$1,510,416	\$2,114,582	\$3,624,998
2 P4 - ECE Workforce	\$1,000,000	\$922,945	—	—	—
3 P2 - PreK Partnerships & Family Child Care	\$2,200,000	\$1,213,000	\$979,167	\$1,370,834	\$2,350,001
4 P3 - Shared Services & Nontraditional Hour Care	\$2,500,000	\$1,250,000	—	—	—
5 P5 - Ready Families Collaborative	\$250,000	\$177,083	\$52,083	\$72,916	\$124,999
6 PreK Expansion (DVISD & AISD)	\$2,875,000	\$1,460,075	\$250,000	\$350,000	\$600,000
7 Family Connects	\$3,540,000	\$2,325,000	—	—	—

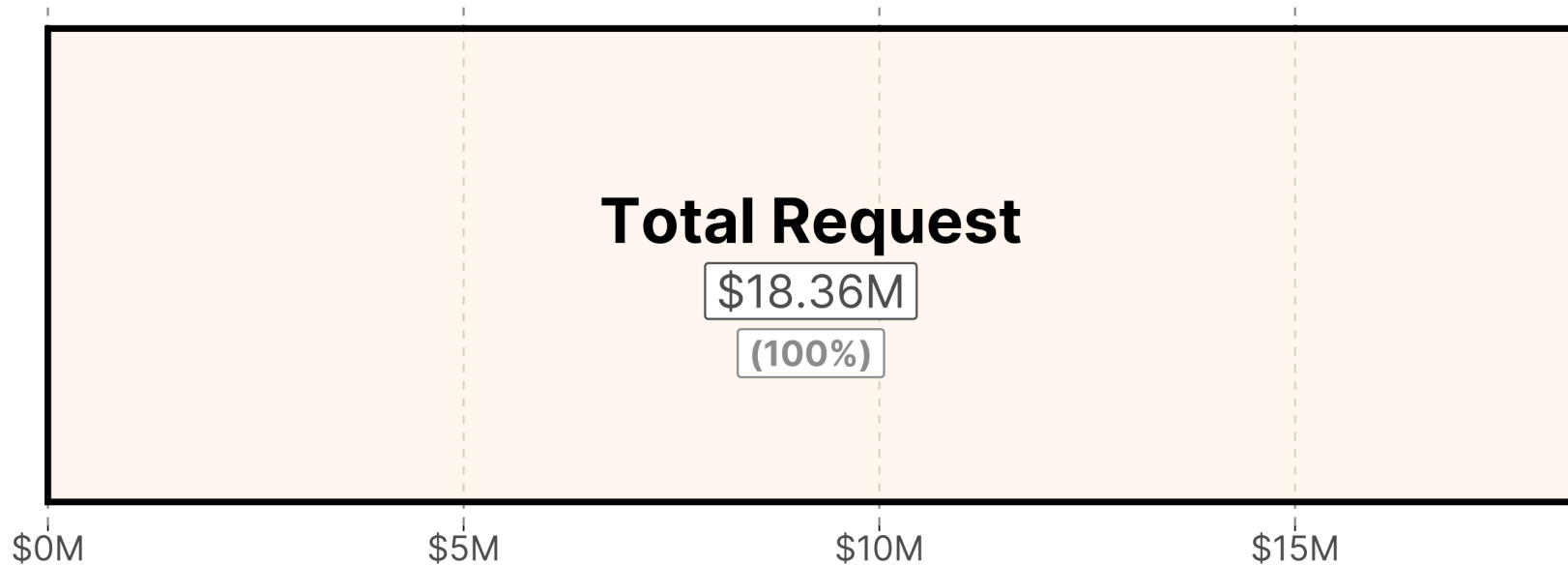
<sup>1</sup> Estimates are calculated by dividing the original allocation by County Officials and dividing that by 15 months. The resulting monthly amount is then multiplied by 21 months.

Data: Notes from Travis County + City of Austin Meetings

# **Background on ARPA Funding**

# Requests vs. Allocations

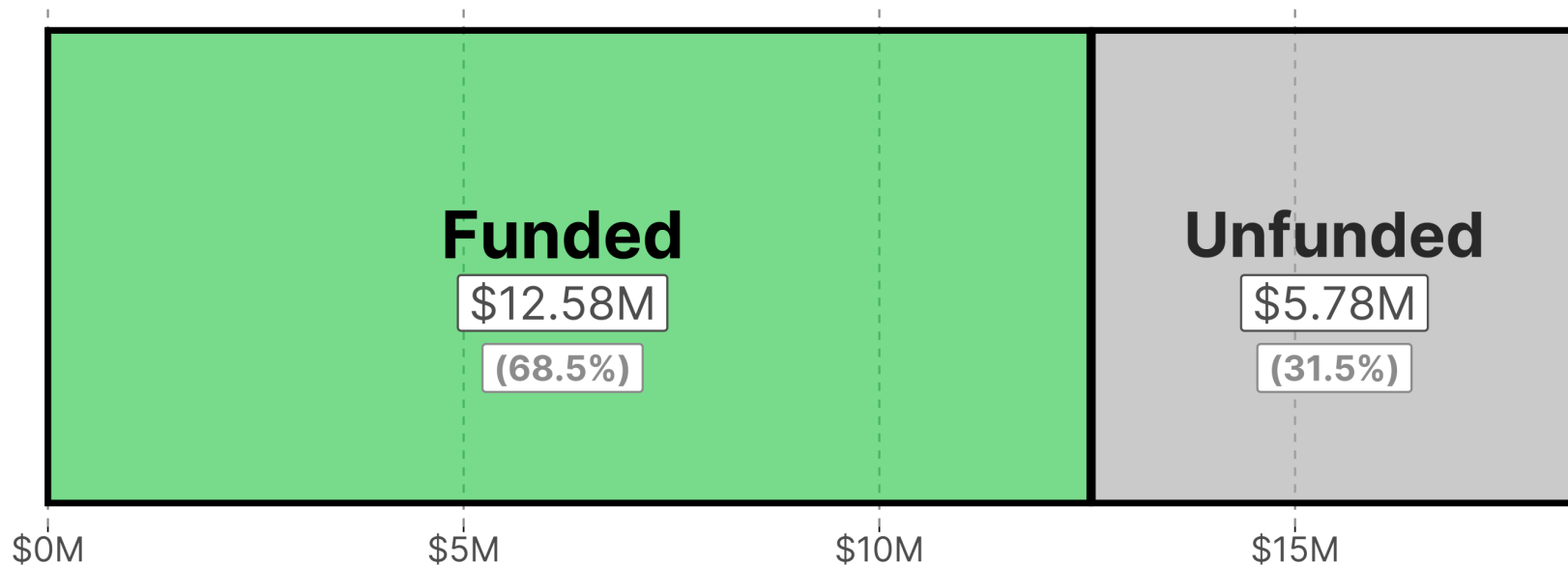
This chart shows how much funding was requested as part of the ECC's original recommended allocation of funding. The following charts will show what dollars went **unfunded** from the original ask.



Data: Notes from Travis County + City of Austin Meetings

# Requests vs. Allocations

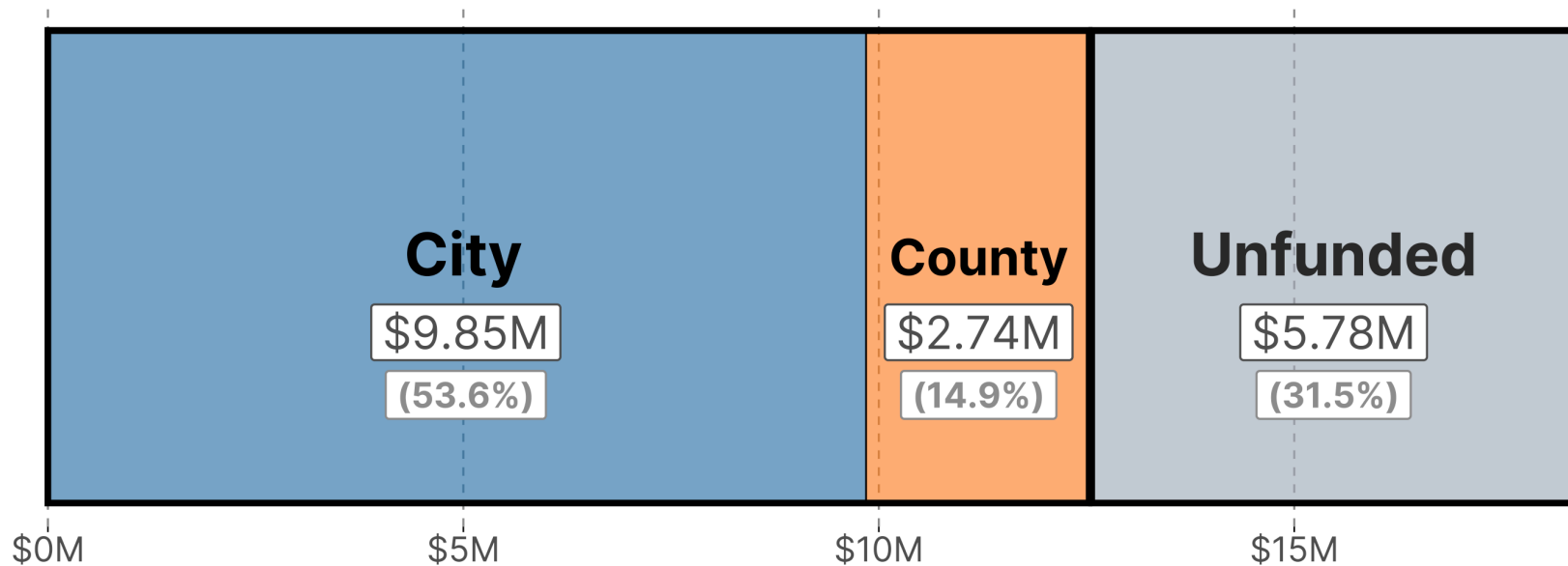
This chart shows how much funding **was provided** towards the ECC's original recommended allocation of funding and what dollars went **unfunded** from the original ask.



Data: Notes from Travis County + City of Austin Meetings

# Requests vs. Allocations (Ext.)

This chart shows how much funding **the city** and **the county** allocated towards the ECC's original recommended allocation of funding. What's **remaining** from the original ask is in grey.



Data: Notes from Travis County + City of Austin Meetings

# Requests vs. Allocations (Detailed)

This chart shows, by priority, how much funding **the city** and **the county** allocated towards the ECC's original recommended allocation of funding. What's **remaining** from the original ask is in grey.

