



**REGULAR MEETING of the
AIRPORT ADVISORY COMMISSION (AAC)
OCTOBER 11, 2022 3:00 PM
2800 SPIRIT OF TEXAS DRIVE
AIRPORT CAREER AND DEVELOPMENT CENTER
GRAND CANYON CONFERENCE ROOM
AUSTIN, TEXAS 78719**

Some members of the Commission may be participating via videoconference.

Live audio of the meeting will be available as an alternative to attending in person. Please email Ammie Calderon at ammie.calderon@flyaustin.com by Noon of the day of the meeting for dial-in details.

Public comment will be allowed in-person or remotely via telephone. Speakers may only register to speak on an item once either in-person or remotely and will be allowed up to three minutes to provide their comments. Registration no later than Noon the day before the meeting is required for remote participation by telephone. To register to speak remotely, email Ammie Calderon at ammie.calderon@flyaustin.com.

CURRENT BOARD MEMBERS

Eugene Sepulveda, Chair
Wendy Price Todd, Vice-Chair
Jeremy Hendricks, Secretary
Scott Madole

Ernest Saulmon
Jonathan Coon
Billy Owens
Bakari Brock

Vicky Sepulveda
Chad Ennis
Raymond Young

AGENDA

CALL TO ORDER

PUBLIC COMMUNICATION: GENERAL

Speakers signed up prior to the meeting being called to order will each be allowed a three minute allotment to address their concerns regarding items not posted on the agenda. Please see further instructions on registration above.

APPROVAL OF MINUTES

1. Approve the minutes of the AAC regular meeting on September 13, 2022.

STAFF BRIEFINGS

2. August 2022 Financial Results presented by Rajeev Thomas, Deputy Chief Finance Officer.
3. Air Service Update presented by Jamy Kazanoff, Air Service Development.
4. Verbal briefing on airport data related to the August 10, 2022 Terminal Evacuation and update to preparations for the 2022 ACL and F1 passenger traffic presented by Ghizlane Badawi, Chief Operating Officer.

CONSENT AGENDA

5. Approve a resolution finding the use of the Construction Manager at Risk method of contracting, as authorized by Subchapter F, Chapter 2269 of the Texas Government Code, is the project delivery method that provides the best value to the City for the Barbara Jordan Terminal Optimization – Phase 2 project.

(Note: MBE/WBE or DBE goals will be established prior to issuance of this solicitation.)

DISCUSSION AND ACTION ITEMS

6. Review actions of City Council on item #17 at the September 29, 2022 meeting.
 - Authorize negotiation and execution of a cooperative contract with Presidio Networked Solutions Inc. d/b/a Presidio Networked Solutions Group LLC to provide web application firewall products and support services, for a term of three years for a total contract amount not to exceed \$400,000.
Approved on Consent
7. Commission request for November briefing on the September 7, 2022 Power Outage at the Barbara Jordan Terminal.
8. Commission request for November briefing of the airport advertising contract.

FUTURE AGENDA ITEMS

NEXT REGULAR MEETING

The next regular meeting of the AAC is scheduled for November 8, 2022 at 3:00 PM.

ADJOURNMENT

The City of Austin is committed to compliance with the Americans with Disabilities Act. Reasonable modifications and equal access to communications will be provided upon request. Meeting locations are planned with wheelchair access. If requiring Sign Language Interpreters or alternative formats, please give notice at least 2 days before the meeting date. Please call Ammie

Calderon, Aviation Department, at (512) 530-6605 for additional information; TTY users route through Relay Texas at 711.

For more information on the Airport Advisory Commission, please contact Tracy Thompson at tracy.thompson@flyaustin.com.



AIRPORT ADVISORY COMMISSION

ITEM 1 - APPROVAL OF MINUTES

September 13, 2022 Regular Meeting





**AIRPORT ADVISORY COMMISSION (AAC)
REGULAR MEETING
MINUTES
SEPTEMBER 13, 2022**

The Airport Advisory Commission convened in a regular meeting on September 13, 2022 at 2716 Spirit of Texas Drive in Austin, Texas.

Chair E. Sepulveda called the regular meeting to order at 3:00 p.m.

Commissioners in Attendance:

Eugene Sepulveda, Chair	Raymond Young
Wendy Price Todd, Vice Chair	Ernest Saulmon
Chad Ennis	Vicky Sepulveda
Bakari Brock	

Commissioners in Attendance Remotely:

Jeremy Hendricks, Secretary	Jonathan Coon
-----------------------------	---------------

Commissioners Absent:

Scott Madole	Billy Owens
--------------	-------------

PUBLIC COMMUNICATION: GENERAL

None

APPROVAL OF MINUTES

1. Approve the minutes of the AAC regular meeting on August 9, 2022.

The minutes from the meeting of August 9, 2022 were approved on Commissioner Saulmon's motion and Commissioner Brock seconds on a 9-0-0-2 vote. Commissioners Madole and Owens were absent.

STAFF BRIEFINGS

2. CEO verbal briefing related to the AUS response for the terminal evacuations on August 10, 2022 and the power outage at the airport on September 7, 2022 presented by Jacqueline Yaft, Chief Executive Officer.
3. July 2022 Financial Results presented by Rajeev Thomas, Deputy Chief Finance Officer.
4. Fiscal Year 2023 Annual Budget Results presented by Rajeev Thomas, Deputy Chief Finance Officer.
5. Air Service Update presented by Jamy Kazanoff, Air Service Development.
6. Journey with AUS - Capital Projects Update, Principal Architect Update, and Future Solicitations Update presented by Lyn Estabrook, Division Manager Planning and Development and Somer Shindler, Chief Development Officer.
7. Project Connect Update introduction by Tracy Thompson, Chief Officer Administrative & External Affairs, presented by Peter Mullan, Chief of Architecture and Urban Design, Austin Transit Partnership and Annick Beaudet, Mobility Officer, Project Connect Office.

8. **CONSENT AGENDA**

Authorize negotiation and execution of a cooperative contract with Presidio Networked Solutions Inc. d/b/a Presidio Networked Solutions Group LLC to provide web application firewall products and support services, for a term of three years for a total contract amount not to exceed \$400,000. *Scheduled for approval by the City Council at the September 29, 2022 meeting.*

(Note: This procurement was reviewed for subcontracting opportunities in accordance with City Code Chapter 2-9C Minority Owned and Women Owned Business Enterprise Procurement Program. This is a contract for maintenance of a specific product which is only supported by the vendor/manufacturer. Additionally, this product was a Texas Department of Information Resources cooperative purchase which has its own Historically Underutilized Business program and satisfies SMBR criteria. For the goods and services required for this procurement, there were insufficient or no subcontracting opportunities; therefore, no subcontracting goals were established.)

Consent item was approved on Commissioner Todd's motion and Commissioner Young's second on an 8-0-1-2 vote. Commissioners Madole and Owens were absent, Chair, E. Sepulveda abstained.

REVIEW OF CITY COUNCIL AND COMMISSION ACTIONS

9. Actions taken by the City Council on AAC items were reviewed.

10. Discuss options related to a new location and dates for Airport Advisory Commission meetings to begin in January 2023, and authorize Aviation staff to coordinate the implementation of a new location and new dates for Airport Advisory Commission Meetings.

The Commission agreed to move the monthly Airport Advisory Commission Meetings to the second Wednesday of every month from 3:00 pm – 5:00 pm.

Commission action item was approved on Chair, E. Sepulveda's motion and Commissioner Todd's second on a 9-0-0-2 vote. Commissioners Madole and Owens were absent.

DISCUSSION ITEMS

Review of topics to discuss with appointing City Council Member. Commissioners were reminded to routinely speak to their appointing City Council Member.

- a. The AAC received an update on the August 10, 2022 terminal evacuation, and staff is working with the Fire Chief to reassess protocols.
- b. The AAC received an update on the September 7, 2022 power outage and staff is working with Austin Energy to collect more data on all aspects of the outage. Staff received recommendations from the commission in regards to enhanced communications.
- c. The airport is expected to hit \$240 million in revenues and \$79 million in profits this fiscal year.
- d. The AAC received a Project Connect update and would like more information on the timeframe in the spring.

FUTURE AGENDA ITEMS

The AAC requests an update on the SMBR aspects of the AEDP at a future meeting.

NEXT REGULAR MEETING

The next regular meeting of the AAC is scheduled for October 11, 2022 at 3:00 p.m.

Chair E. Sepulveda adjourned the meeting at 5:00 p.m. without objection.



AIRPORT ADVISORY COMMISSION

ITEM 2 – STAFF BRIEFINGS

August 2022 Financial Results, presented by
Rajeev Thomas, Deputy Chief Finance Officer



MEMORANDUM

TO: Airport Advisory Commissioners

FROM: Rajeev Thomas, Deputy Chief - Finance, Aviation Department

DATE: October 11, 2022

SUBJECT: Austin-Bergstrom International Airport (AUS) Update

August 2022 Financial Results

Total passenger traffic increased 37.7% in August 2022 compared to August 2021 (which was in the midst of the aviation industry recovery from the impacts of the COVID-19 pandemic) and 17.4% compared to August 2019 (see below chart). Passenger enplanements totaled 871,814 in August 2022, an increase of 16.9% or 126,263 passengers compared to August 2019. Average daily departures have increased from 199 in August 2019 to 260 in August 2022, an increase of 61 daily departures or 30.7%.

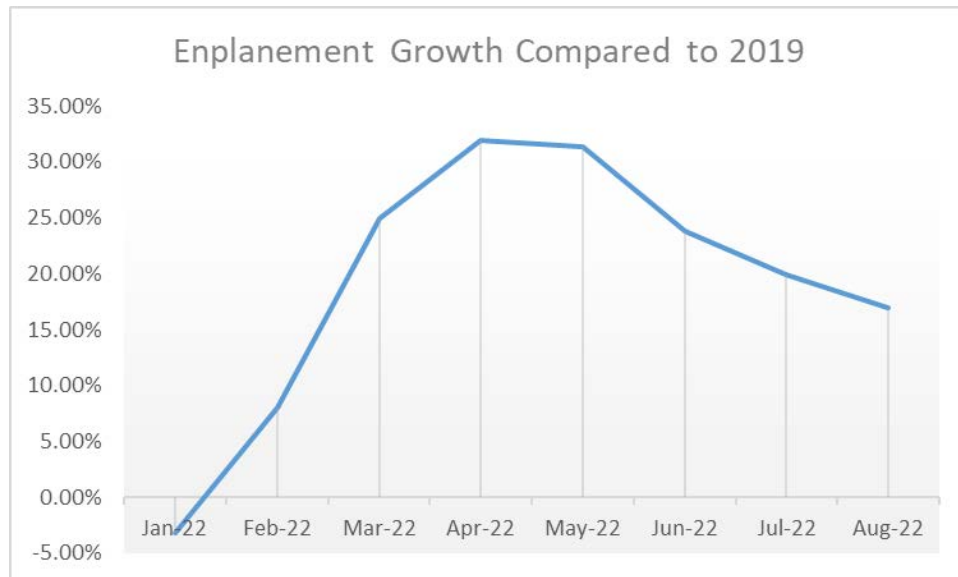


Table #1	FY 2022 August	FY 2021 August	Variance Fav (Unfav)	FY 2022 YTD	FY 2021 YTD	YTD Variance Fav (Unfav)
Enplanements	871,814	632,734	37.8%	9,249,945	4,606,037	100.8%
Landing Weights	1,150,498,127	863,918,499	33.2%	11,523,503,675	6,328,308,547	82.1%
Cargo Tonnage	13,649	9,040	51.0%	141,713	105,895	33.8%
Operating Revenue	\$21,772,524	\$17,344,630	\$4,427,894	\$225,074,407	\$137,098,576	\$87,975,831
Airport OPEX	\$9,513,373	\$7,212,249	(\$2,301,124)	\$89,492,717	\$75,405,005	(\$14,087,713)
Total Requirements	\$15,025,054	\$12,560,384	(\$2,464,669)	\$148,904,975	\$130,809,875	(\$18,095,100)
Net Income Before Federal Relief	\$6,747,471	\$4,784,246	\$1,963,225	\$76,169,431	\$6,288,700	\$69,880,731
Federal Relief Reimbursement	\$912,032	\$1,908,714	(\$996,682)	\$36,003,156	\$29,038,237	\$6,964,918
Net Income After Federal Relief	\$7,659,502	\$6,692,960	\$966,543	\$112,172,587	\$35,326,938	\$76,845,649

Table #1 illustrates August 2022's enplanements totaled 871,814 which is 37.8% higher than August 2021, serving an additional 239,080 enplaned passengers. Landing weights totaled 1,150 million pounds in August 2022 representing an increase of 33.2% compared to August 2021. Cargo volume totaled 13,649 tons in August 2022 representing an increase of 51.0% compared to August 2021.

Monthly operating revenues increased 25.5% or \$4.4M compared to August 2021. Totalling \$21.8M, August 2022 operating revenues reflect the impact of the strong passenger traffic in the month. August 2022 operating revenue is composed of 44% airline revenue and 55% non-airline revenue. AUS reported \$6.7M of net income (before federal relief funding) in August 2022 compared to net income of \$4.8M in August 2021.

Year-to-Date Fiscal Year 2022 Financial Results

Through the eleventh month of Fiscal Year 2022 (FY2022) AUS delivered strong financial performance when compared to the same period in Fiscal Year 2021 (FY2021). FY2022 Year to Date (YTD) Operating Revenue totals \$225.1M compared to \$137.1M in FY2021, a 64.2% increase. Airport Operating Expenses totaled \$89.5M YTD in FY2022 compared to \$75.4M in FY2021, an 18.7% increase. Net income before federal relief funding totals \$76.2M YTD in FY2022 compared to \$6.3M in FY2021, an increase of \$69.9M.

Table #2	FY 2022 Approved Budget - Seasonalized	FY 2022 CYE - Seasonalized	FY 2022 YTD	Budget vs. YTD Variance \$ Fav (Unfav)	Budget vs. YTD Variance % Fav (Unfav)	CYE vs. YTD Variance \$ Fav (Unfav)	CYE vs. YTD Variance \$ Fav (Unfav)
Operating Revenue	\$148,385,267	\$197,959,869	\$225,074,407	\$76,689,140	51.7%	\$27,114,537	13.7%
Airport OPEX	\$90,454,120	\$93,588,681	\$89,492,717	\$961,403	1.1%	\$4,095,964	4.4%
Total Requirements	\$149,760,012	\$153,570,243	\$148,904,975	\$855,037	0.6%	\$4,665,268	3.0%
Net Income for Debt Service	\$47,343,369	\$93,141,104	\$124,920,909	(\$77,577,540)	(163.9%)	(\$31,779,805)	(34.1%)
Net Income Before Federal Relief	(\$1,374,746)	\$44,389,627	\$76,169,431	\$77,544,177	5640.6%	\$31,779,805	71.6%
Federal Relief Reimbursement	\$16,665,555	\$33,498,007	\$36,003,156	\$19,337,601	116.0%	\$2,505,149	7.5%
Net Income After Federal Relief	\$15,290,809	\$77,887,633	\$112,172,587	\$96,881,778	633.6%	\$34,284,954	44.0%

Through August 2022 AUS has delivered favorable YTD financial performance compared to FY2022 budget and current year estimate (CYE) on a seasonalized basis due to increased revenue, operating expense savings, and federal relief funding. As presented in Table #2, YTD FY2022 revenues exceed budgeted revenues by 51.7% or \$76.7M and exceeded CYE by 13.7% or \$27.1M. The increased revenues are driven by the strong passenger traffic and higher daily flight activity through the eleventh month of the fiscal year. Airport operating expenses are 1.1% or \$1.0M below budgeted expenses and 4.4% or \$4.1M below CYE expenses due primarily to higher than anticipated personnel vacancy rates. Before federal relief funding application, AUS reports net income of \$76.2M, which exceeds the seasonalized budget estimate by \$77.6M and CYE by \$31.8M.

Attachments:

August 2022 - AAC Financial Report

CITY OF AUSTIN
AUSTIN-BERGSTROM INTERNATIONAL AIRPORT
Airport Operating Fund 5070
Income Statement - For Internal Use Only
Fiscal Year to Date for 11 Month(s) ended August 31, 2022

	FY 2022	Budget	FY 2022	CYE	Year to Date	Y-T-D to Budget		Y-T-D to CYE	
	Seasonalized	Seasonalized	Seasonalized	Seasonalized	Year to Date	Variance	% Variance	Variance	% Variance
	Budget	11 month(s)	CYE	11 month(s)	w/ Accruals	Fav (Unfav)	Fav (Unfav)	Fav (Unfav)	Fav (Unfav)
REVENUE									
AIRLINE REVENUE									
Landing Fees	26,030,400	23,714,137	37,444,308	34,112,402	39,214,950	15,500,812	65.4%	5,102,548	15.0%
Terminal Rental & Other Fees	48,629,418	44,425,910	62,477,517	57,076,984	64,649,465	20,223,556	45.5%	7,572,481	13.3%
TOTAL AIRLINE REVENUE	74,659,818	68,140,047	99,921,825	91,189,386	103,864,415	35,724,368	52.4%	12,675,029	13.9%
NON-AIRLINE REVENUE									
Parking	38,325,261	35,226,513	54,063,848	49,417,541	53,320,601	18,094,088	51.4%	3,903,059	7.9%
Ground Transportation for Hire	4,983,334	4,438,903	7,256,248	6,463,500	7,552,756	3,113,853	70.1%	1,089,256	16.9%
Rental Cars	11,586,297	10,620,772	16,719,839	15,326,519	18,335,066	7,714,294	72.6%	3,008,547	19.6%
Food & Beverage	10,613,694	9,729,220	13,077,336	11,987,558	14,457,048	4,727,828	48.6%	2,469,490	20.6%
Retail	5,097,925	4,673,098	5,739,902	5,261,577	6,298,142	1,625,045	34.8%	1,036,566	19.7%
Advertising	2,059,095	1,887,504	2,679,243	2,455,973	3,029,349	1,141,845	60.5%	573,376	23.3%
Other Concessions, Rentals & Fees	15,532,040	13,345,280	18,390,238	15,801,071	17,572,039	4,226,760	31.7%	1,770,968	11.2%
TOTAL NON-AIRLINE REVENUE	88,197,646	79,921,289	117,926,654	106,713,739	120,565,001	40,643,712	50.9%	13,851,262	13.0%
Interest Income	353,379	323,931	61,903	56,744	644,991	321,060	99.1%	588,246	1036.7%
TOTAL REVENUE	163,210,843	148,385,267	217,910,382	197,959,869	225,074,407	76,689,140	51.7%	27,114,537	13.7%
OPERATING REQUIREMENTS									
Fac Mgmt, Ops and Airport Security	62,598,260	54,842,352	62,579,105	53,666,650	52,131,469	2,710,883	4.9%	1,535,180	2.9%
Airport Planning and Development	6,445,332	5,387,543	8,182,246	6,575,573	5,852,813	(465,269)	(8.6%)	722,760	11.0%
Support Services	30,703,982	25,659,790	29,451,911	24,976,495	23,151,727	2,508,063	9.8%	1,824,768	7.3%
Business Services	6,135,897	4,564,435	9,426,099	8,369,964	8,356,708	(3,792,273)	(83.1%)	13,255	0.2%
TOTAL OPERATING EXPENSES	105,883,471	90,454,120	109,639,361	93,588,681	89,492,717	961,403	1.1%	4,095,964	4.4%
Debt Service									
2013 Prosperity Bank Loan	5,411,891	4,960,920	5,411,891	4,960,920	4,960,920	0	0.0%	0	0.0%
2014 Bond Issuance	6,654,005	6,099,505	6,654,005	6,099,505	6,099,505	0	0.0%	0	0.0%
2017 Bond Issuance	9,698,969	8,890,721	9,698,969	8,890,721	8,890,721	0	0.0%	0	0.0%
2019 Refunding Bonds	14,520,686	13,311,131	14,520,686	13,311,131	13,311,131	0	0.0%	0	0.0%
2019 New Money	16,919,848	15,455,838	16,919,848	15,455,838	15,455,838	0	0.0%	0	0.0%
2022 New Money	0	0	42,895	33,363	33,363	(33,363)	N/A	0	0.0%
TOTAL Net Debt Service	53,205,399	48,718,115	53,248,294	48,751,478	48,751,478	(33,363)	(0.1%)	0	0.0%
OTHER REQUIREMENTS									
Workers' Compensation	448,220	410,868	448,220	410,868	406,195	4,673	1.1%	4,673	1.1%
Citywide Administrative Support	6,154,467	5,641,595	6,154,467	5,641,595	5,641,595	0	0.0%	0	0.0%
Communications & Technology Mgmt	1,790,090	1,640,916	1,790,090	1,640,916	1,622,263	18,653	1.1%	18,653	1.1%
Accrued Payroll	342,887	314,313	342,887	314,313	314,313	(0)	(0.0%)	(0)	(0.0%)
27th Payroll	0	0	0	0	125,665	(125,665)	N/A	(125,665)	N/A
Operating Reserve	0	0	88,004	0	0	0	N/A	0	N/A
CTECC	332,077	304,404	332,077	304,404	300,929	3,475	1.1%	3,475	1.1%
Trunked Radio Allocation	353,120	323,693	353,120	323,693	320,015	3,678	1.1%	3,678	1.1%
Public Works Capital Projects Mgmt Fund	2,129,441	1,951,988	2,129,441	1,951,988	1,929,805	22,182	1.1%	22,182	1.1%
Compensation Adjustment	427,505	0	642,307	642,307	0	0	N/A	642,307	100.0%
Trf to Subordinate Obligation	3,392,000	0	0	0	0	0	N/A	0	N/A
TOTAL OTHER REQUIREMENTS	15,369,807	10,587,777	12,280,613	11,230,084	10,660,780	(73,003)	(0.7%)	569,304	5.1%
TOTAL REQUIREMENTS	174,458,677	149,760,012	175,168,268	153,570,243	148,904,975	855,037	0.6%	4,665,268	3.0%
EXCESS (DEFICIT) OF TOTAL AVAILABLE FUNDS OVER TOTAL REQUIREMENTS	(11,247,834)	(1,374,746)	42,742,114	44,389,627	76,169,431	77,544,177	5640.6%	31,779,805	71.6%
Federal Relief Reimbursement (Parking)	(3,569,365)	(3,271,918)	(6,897,750)	(6,322,938)	(6,357,625)	3,085,707	94.3%	34,688	0.5%
Federal Relief Reimbursement (Debt Service)	(14,611,240)	(13,393,637)	(29,645,530)	(27,175,069)	(29,645,530)	16,251,894	121.3%	2,470,461	9.1%
TOTAL FEDERAL RELIEF REIMBURSEMENT	(18,180,605)	(16,665,555)	(36,543,280)	(33,498,007)	(36,003,156)	19,337,601	116.0%	2,505,149	7.5%
EXCESS (DEFICIT) OF TOTAL AFTER FEDERAL RELIEF	6,932,771	15,290,809	79,285,394	77,887,633	112,172,587	96,881,778	633.6%	34,284,954	44.0%

**CITY OF AUSTIN
AUSTIN-BERGSTROM INTERNATIONAL AIRPORT
INCOME STATEMENT COMPARISON THIS YEAR VS. LAST YEAR**

	This month - This Year vs. Last Year FY22 (Aug 22) vs FY21 (Aug 21)				Fiscal YTD - This Year vs. Last Year FY22 (Oct 21 - Aug 22) vs FY21 (Oct 20 - Aug 21)			
	FY22 Aug-22	FY21 Aug-21	Fav (Unfav) \$ Variance	Fav (Unfav) % Variance	FY22 YTD Aug-22	FY21 YTD Aug-21	Fav (Unfav) \$ Variance	Fav (Unfav) % Variance
<u>Airline Revenue</u>								
Landing Fees	3,942,696	3,017,515	925,182	30.7%	39,214,950	22,453,707	16,761,243	74.6%
Terminal Rental & Other Fees	5,725,088	5,120,717	604,371	11.8%	64,649,465	47,855,250	16,794,216	35.1%
Total Airline Revenue	9,667,785	8,138,232	1,529,553	18.8%	103,864,415	70,308,956	33,555,459	47.7%
<u>Non-Airline Revenue</u>								
Parking	5,638,643	4,364,536	1,274,107	29.2%	53,320,601	24,063,927	29,256,674	121.6%
Ground Transportation for Hire	712,135	461,878	250,257	54.2%	7,552,756	3,113,862	4,438,894	142.6%
Rental Cars	1,562,029	1,361,468	200,561	14.7%	18,335,066	12,634,924	5,700,142	45.1%
Food & Beverage	1,391,741	1,039,254	352,488	33.9%	14,457,048	6,778,543	7,678,505	113.3%
Retail	605,180	506,036	99,144	19.6%	6,298,142	5,226,138	1,072,004	20.5%
Advertising	302,622	179,554	123,069	68.5%	3,029,349	1,818,558	1,210,791	66.6%
Other Concessions, Rentals & Fees	1,653,232	1,285,478	367,754	28.6%	17,572,039	13,044,808	4,527,232	34.7%
Total Non-Airline Revenue	11,865,583	9,198,203	2,667,379	29.0%	120,565,001	66,680,760	53,884,241	80.8%
Interest Income	239,157	8,195	230,962	2818.4%	644,991	108,859	536,131	492.5%
Total Operating Revenue	21,772,524	17,344,630	4,427,894	25.5%	225,074,407	137,098,576	87,975,831	64.2%
<u>Operating Requirements</u>								
Fac Mgmt, Ops and Airport Security	5,363,200	4,435,736	(927,463)	(20.9%)	52,131,469	48,216,946	(3,914,523)	(8.1%)
Airport Planning and Development	636,347	342,794	(293,552)	(85.6%)	5,852,813	3,907,660	(1,945,153)	(49.8%)
Support Services	2,576,992	1,880,624	(696,368)	(37.0%)	23,151,727	19,283,475	(3,868,253)	(20.1%)
Business Services	936,834	553,094	(383,740)	(69.4%)	8,356,708	3,996,923	(4,359,785)	(109.1%)
Total Operating Expense	9,513,373	7,212,249	(2,301,124)	(31.9%)	89,492,717	75,405,005	(14,087,713)	(18.7%)
<u>Debt Service</u>								
GO Debt Service Fund	0	42	42	100.0%	0	465	465	100.0%
2013 Prosperity Bank Loan	450,971	451,131	160	0.0%	4,960,920	4,961,764	844	0.0%
2014 Bond Issuance	554,500	589,844	35,344	6.0%	6,099,505	6,487,999	388,495	6.0%
2017 Bond Issuance	808,247	836,226	27,979	3.3%	8,890,721	9,198,489	307,768	3.3%
2019 Refunding Bonds	1,209,263	1,277,299	68,037	5.3%	13,311,131	14,181,431	870,300	6.1%
2019 New Money	1,464,011	1,092,583	(371,427)	(34.0%)	15,455,838	7,379,168	(8,076,670)	(109.5%)
2022 New Money	9,532	0	(9,532)	N/A	33,363	0	(33,363)	N/A
Total Debt Service	4,496,524	4,247,127	(249,398)	(5.9%)	48,751,478	42,209,316	(6,542,161)	(15.5%)
<u>Other Requirements</u>								
Workers' Compensation	42,020	36,312	(5,708)	(15.7%)	406,195	399,432	(6,763)	(1.7%)
Citywide Administrative Support	512,872	527,360	14,488	2.7%	5,641,595	5,800,960	159,365	2.7%
Communications & Technology Mgmt	167,820	156,605	(11,215)	(7.2%)	1,622,263	1,722,655	100,393	5.8%
Accrued Payroll	28,574	13,844	(14,730)	(106.4%)	314,313	152,282	(162,031)	(106.4%)
27th Payroll	0	0	0	N/A	125,665	0	(125,665)	N/A
CTECC	31,130	25,662	(5,468)	(21.3%)	300,929	282,282	(18,647)	(6.6%)
Trunked Radio Allocation	33,105	25,096	(8,009)	(31.9%)	320,015	276,056	(43,959)	(15.9%)
Public Works Capital Projects Mgmt Fund	199,635	316,130	116,495	36.9%	1,929,805	3,477,425	1,547,619	44.5%
Trf to Subordinate Obligation	0	0	0	N/A	0	1,084,463	1,084,463	100.0%
Total Other Requirements	1,015,156	1,101,008	85,852	7.8%	10,660,780	13,195,554	2,534,774	19.2%
Total Requirements	15,025,054	12,560,384	(2,464,669)	(19.6%)	148,904,975	130,809,875	(18,095,100)	(13.8%)
SURPLUS (DEFICIT) OF TOTAL AVAILABLE FUNDS OVER TOTAL REQUIREMENTS	6,747,471	4,784,246	1,963,225	41.0%	76,169,431	6,288,700	69,880,731	1111.2%
Federal Relief Reimbursement (Parking)	(625,932)	(1,908,714)	(1,282,782)	(0.67)	(6,357,625)	(1,908,714)	4,448,911	2.33
Federal Relief Reimbursement (Debt Service)	(286,100)	0	286,100	N/A	(29,645,530)	(27,129,523)	2,516,007	9.3%
Total Federal Relief	(912,032)	(1,908,714)	(996,682)	(52.2%)	(36,003,156)	(29,038,237)	6,964,918	24.0%
TOTAL SURPLUS (DEFICIT) AFTER FEDERAL RELIEF	7,659,502	6,692,960	966,543	14.4%	\$ 112,172,587	\$ 35,326,938	\$ 76,845,649	217.5%

Note: Columns may not add to totals shown because of rounding



AIRPORT ADVISORY COMMISSION

ITEM 3 – STAFF BRIEFINGS

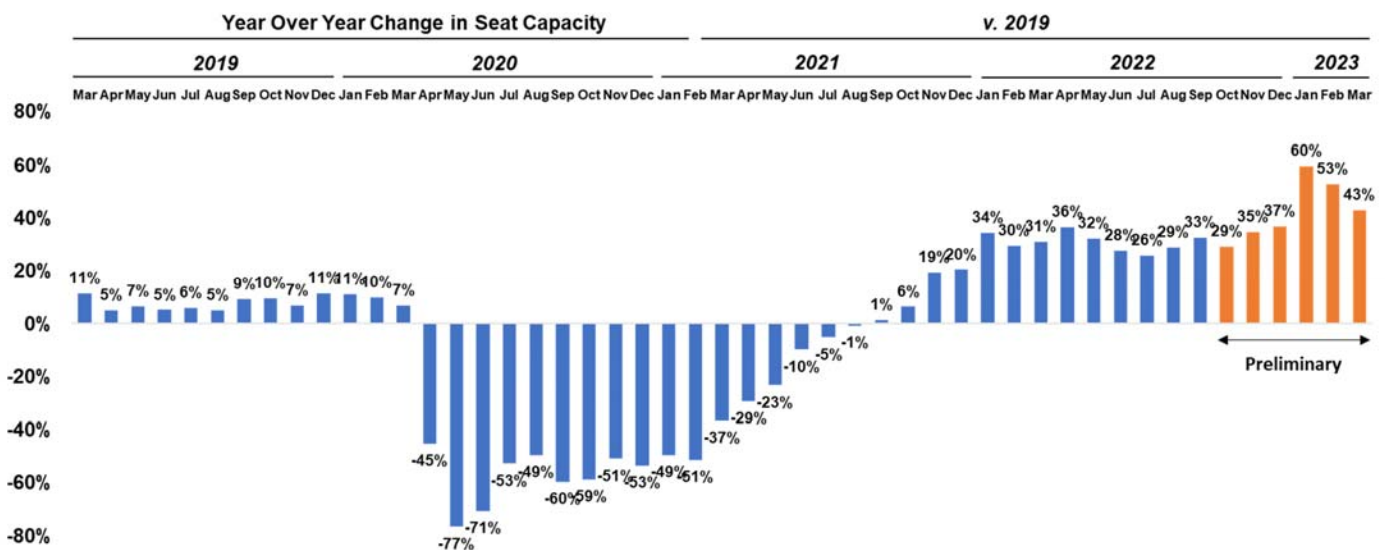
Air Service Update, by Jamy Kazanoff, Air
Service Development

October 2022 Air Service Snapshot

Bank of America industry update:

- System-wide net sales are now just -2.9% below 2019
- System pricing is now up +5.2% vs 2019
- Hong Kong announced it is ending its 3-day hotel quarantine policy for travelers (effective 9/26) and Japan is set to relax travel restrictions starting 10/11 (no daily caps, resume visa-free travel, and individual travel)

AUS monthly seat comparisons to 2019:



Highlights of recent air service announcements/developments include:

- **Air Canada** increased YYZ to two daily flights for the Summer on June 1 and started nonstop service to YVR; YYZ reverts to 1x eff. Nov. 1 and pops back in Summer 2023; AC suspended YVR for Oct-April, April + is on sale
- **Alaska** will resume service to PSP in November with service scheduled through May; several BOI suspensions throughout Fall and Winter – no service in Oct, Feb & Mar & weekends only in Nov-Jan; added 1 LAS roundtrip for CES (Consumer Electronics Show) in January
- **Allegiant** has discontinued service to ABQ, AMA, PBI, PGD, SGF & TUL; IND suspended Sept-Feb, MEM suspended Nov onwards
- **American** will serve EGE, PSP, RSW & SRQ this Winter season; IAD suspended Jan-Apr; MCI reduced 2x→1x Jan-Apr; STL reduced 2x→1x from Jan onwards; MEM service starts 1x on Jan 10; PSP and RSW will be served daily Jan-Apr; SJU discontinued in Nov
- **Delta** will serve LAS for CES in January with two roundtrips
- **JetBlue** has indefinitely suspended EWR & LAX service, FLL suspended until November but suspended again February onwards
- **KLM** started AMS service on March 28, 2022 with three weekly flights and extended service year-round
- **Lufthansa** reinstated FRA service on April 8, 2022 with three weekly flights
- **Southwest** will serve BOS, MTJ, PIT & SRQ this Winter season
- **Spirit** will start new daily service to MTY on October 5; increased MCO from 1x→2x in Nov and Dec; loaded new daily MIA service effective Jan. 1
- **Virgin Atlantic** started nonstop service to London (Heathrow) on May 25 with four weekly flights
- **Multiple carriers** increasing aircraft gauge and/or adding frequencies for F1 race demand

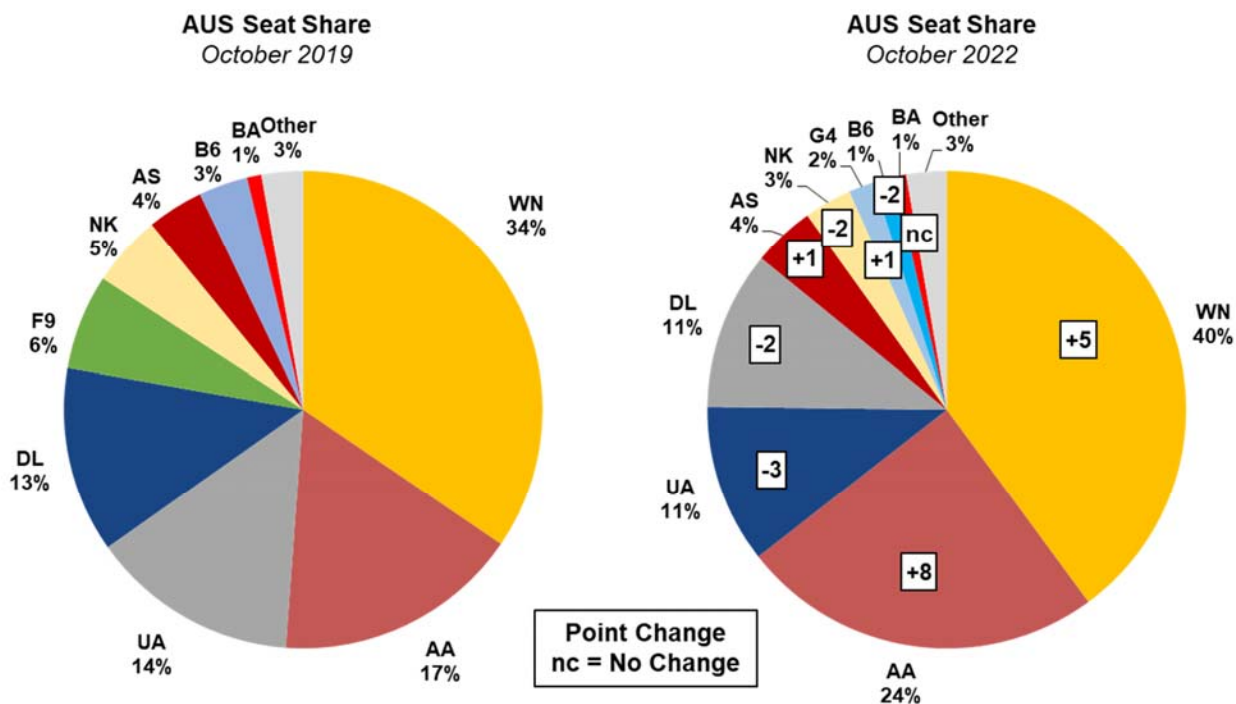
October 2022 v. 2019 air service comparison:

Average Daily	Oct. 2019	Oct. 2022	Change	Change %
Nonstop Destinations	55	80	+45	+45%
Carriers	14	18	+4	+28%
Nonstop Departures	198	260	+62	+32%
Nonstop Seat Departures	30,153	38,937	+8,784	+29%
Average Seats/Aircraft	152	150	-3	-2%

Current AUS air service October 2022+ for sale to customers:



October 2022 v. 2019 carrier seat share comparison:



WN-Southwest; AA-American; UA-United; DL-Delta; AS-Alaska; NK-Spirit; G4-Allegiant; B6-JetBlue; BA-British Airways

Based on U.S. DOT O&D Passenger Survey, Cirium *FM Traffic* and ABIA statistics: 17% of AUS passengers in Q1 2022 were connecting between flights at the Airport. The following is a list of the top ten domestic and international AUS connecting markets for Q1 2022:

Domestic		International	
Market	Carrier	Market	Carrier
LASMCO	Spirit	DFWPUJ	American
MCOPHX	American	LAXPUJ	American
MCOPHX	Southwest	LASCUN	American
MIAPHX	American	RNOCUN	American
LAXMIA	American	DFWNAS	American
MCOSAN	Southwest	SANCUN	Southwest
LAXMCO	American	DFWLIR	American
DALHRL	Southwest	MSYCUN	Southwest
MCOSLC	Southwest	MIASJD	American
LAXMSY	American	PHXCUN	American



AIRPORT ADVISORY COMMISSION

ITEM 5 – CONSENT AGENDA

Approve a resolution finding the use of the Construction Manager at Risk method of contracting, as authorized by Subchapter F, Chapter 2269 of the Texas Government Code, is the project delivery method that provides the best value to the City for the Barbara Jordan Terminal Optimization – Phase 2 project.

(Note: MBE/WBE or DBE goals will be established prior to issuance of this solicitation.)



Recommendation for Action

File #: 22-2947, Agenda Item #: 12.

10/27/2022

Posting Language

Approve a resolution finding the use of the Construction Manager at Risk method of contracting, as authorized by Subchapter F, Chapter 2269 of the Texas Government Code, is the project delivery method that provides the best value to the City for the Barbara Jordan Terminal Optimization - Phase 2 project.

(Note: MBE/WBE or DBE goals will be established prior to issuance of this solicitation.)

Lead Department

Financial Services Department

Managing Department

Financial Services Department

Fiscal Note

A Recommendation for Council Action with the not to exceed contract amount for the resultant contract will be presented to Council once the Construction Manager at Risk selection has been completed.

Purchasing Language:

This request is for Council to authorize the use of the Construction Manager at Risk; therefore, no solicitation has yet been initiated.

For More Information:

Inquiries shall be directed to Rolando Fernandez, 512-974-7749 or Beverly Mendez, 512-974-3596.

Additional Backup Information:

State Statute governs construction procurement for municipalities. The standard method of contracting used for construction services is competitive bidding where the contract is awarded to the lowest responsible bidder. Texas Government Code Chapter 2269 allows for methodologies alternate to low bidding method which may provide the best value to the municipality. These alternate methodologies include: Competitive Sealed proposals, Construction Manager at Risk, Design-Build, and Job Order Contracting. Texas Local Government Code Section 252.022(d) allows the City to adopt and use an alternative method such as Construction Manager at Risk (CMR) under Chapter 2269 of the Texas Government Code if such a method provides a better value for the City.

The CMR method is a project delivery method where the City will contract with an architect/engineer to perform design services and separately contract with a CMR to perform preconstruction and construction phase services. The role of the CMR goes beyond performing general contractor services. The CMR is under contract early in the design process to perform key preconstruction phase services such as collaborating with the City and the design team on scope and constructability and to optimize the design and control costs and budgets, and to provide quality assurance-quality control. After design, and before the CMR begins construction, the City will negotiate and execute a Guaranteed Maximum Price for the remainder of the work, including actual construction.

A CMR firm will be selected by a City-staffed evaluation panel that will evaluate and score proposals based on published evaluation criteria to determine the highest ranked proposer. As set forth in Government Code 2269, the City will select a CMR firm that will provide the “best value” to the City for preconstruction and construction services for the Project.

The Barbara Jordan Terminal (BJT) Optimization - Phase 2 project scope includes adding building square feet to accommodate the ingress/egress of passenger flow, additional offices, concession and ticketing areas, screening, wayfinding, restroom renovations, passenger and airline facilities, federal inspection enhancements, passenger drop off and arrival, concourse curbside and related infrastructure improvements.

Use of the CMR alternative delivery method provides for construction manager constructability reviews and collaboration with the design team to allow phased construction of additional concourse square footage, relocation of tenants, movement of concessions, US Customs, Transportation Security Administration checkpoints, relocation of utilities and acquisition of long lead equipment supporting seasonal passenger travel, operational challenges, and unique requirements of doing construction in a highly active and secure airport.

The estimated construction budget for this work is \$165,000,000 and it is anticipated that construction will begin January 2024.

A delay in authorization of the methodology will result in a delay in the issuance of the solicitation and construction of improvements needed to address operational delays, flight delays and cancellations due to unprecedented passenger and cargo growth and construction of Phase 3 of the Airport Expansion and Development Program.

This solicitation and evaluation process is approximately nine months.

Strategic Outcome(s):

Safety, Health and Environment, Mobility.

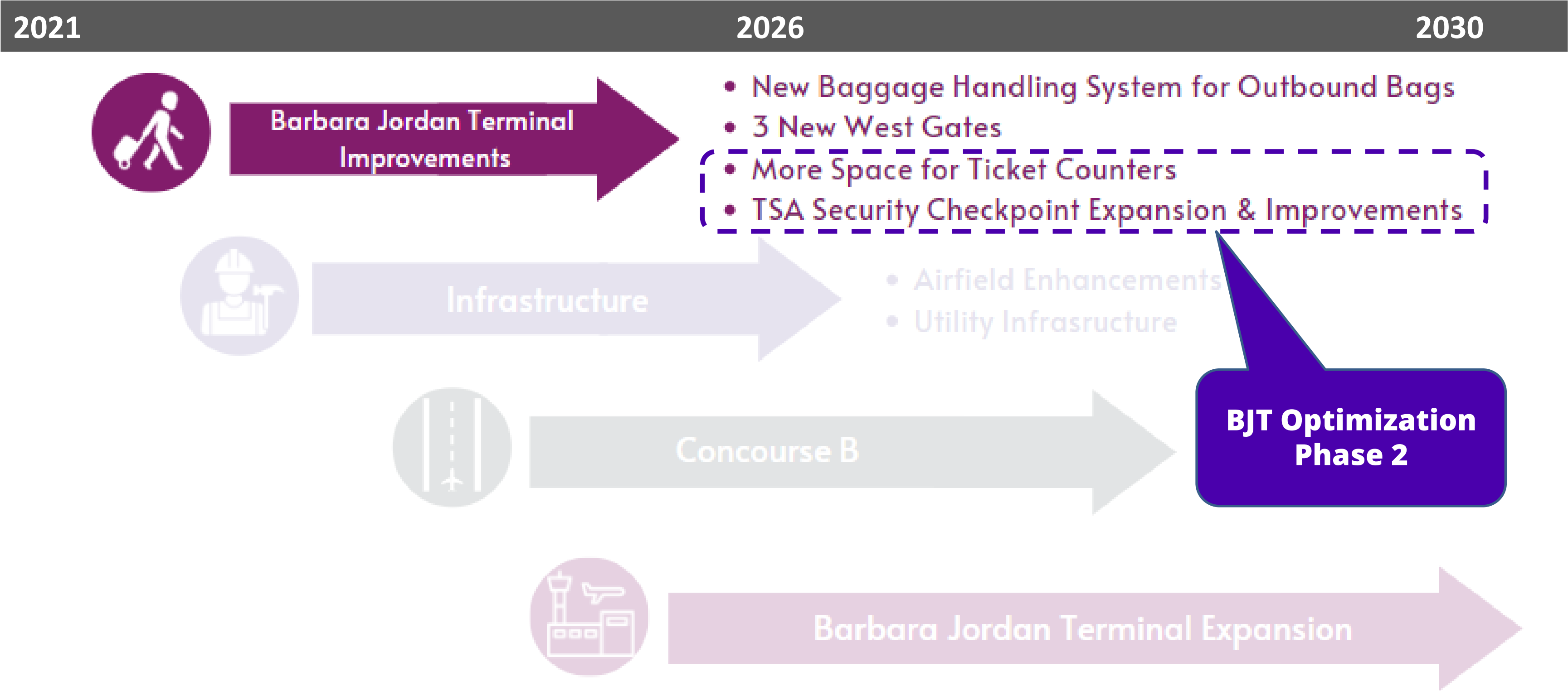
Austin-Bergstrom International Airport (AUS)

Airport Advisory Commission (AAC)



October 11, 2022

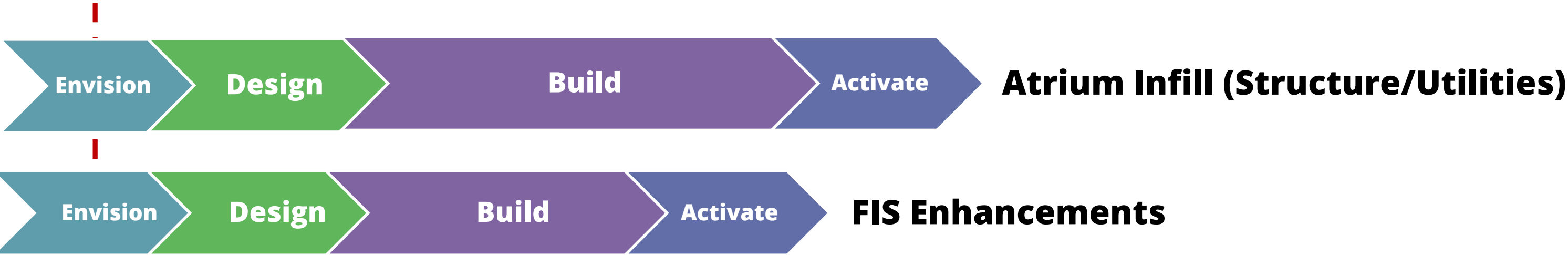
Journey With AUS Anticipated Schedule



Recommendation for Alternative Delivery - CMR

Alternative Delivery				
Selection Criteria	Design Bid Build	Competitive Sealed Proposal	Construction Manager at Risk (CMR)	Design Build
Design Certainty	4	4	4	3
Control of Continuity of Operations	3	3	4	3
Development Off-Ramps	1	1	3	3
Minimize Schedule Growth & Duration	1	1	2	2
Owner Management of Stakeholder Engagement	4	4	4	3
Minimize Change Orders	1	2	3	3
Cost Certainty	1	2	3	4
Coordinated Construction Phasing/Sequencing	1	1	4	3
TOTAL Base Score	16	18	27	24

BJT Optimization Phase 2: Envision | Design | Build | Activate



 **TODAY**

Request to Use Construction Manager-at-Risk (CMR) – Alternative Delivery Method

CMR Actively Engaged During the Design Process to Support

- Continuity of Operations / Construction Sequencing
- Stakeholder Engagement with Phase Construction
- Enabling Activities: Coordination / Management / Procurement

Future AAC briefing prior to releasing this solicitation

Questions, Comments & Discussion



Follow Journey With AUS progress at:
[AustinTexas.gov/AEDP](https://austintexas.gov/aedp)

