

## **Draft HOME-ARP Allocation Plan**

On March 11, 2021, President Biden signed the American Rescue Plan (ARP) into law, which provides over \$1.9 trillion in relief to address the continued impact of the COVID-19 pandemic. To address the need for housing assistance and supportive services, Congress appropriated \$5 billion in ARP funds to be administered through the HOME grant to perform activities that primarily benefit individuals and families who are homeless, at risk of homelessness, or in other vulnerable populations. This grant is referred to as HOME-ARP and is administered by the Housing and Urban Development Department (HUD).

The following activities are eligible for funding by HOME-ARP, as stated by HUD in [Notice CPD 21-10-](#)

- development and support of affordable housing;
- tenant-based rental assistance;
- provision of supportive services;
- acquisition and development of non-congregate shelter units;
- and planning and administration

The City of Austin is eligible for \$11,441,252 in HOME-ARP funding. In accordance with HUD requirements, the City has prepared the following Allocation Plan that describes the process of gathering feedback, analyzes the needs of populations who are unhoused or experiencing housing insecurity, and proposes a spending plan for HOME-ARP.

This draft Allocation Plan was made available for public review from May 3 - June 10, 2022. A record of the comments received on the plan is included in Attachment B of this document. A second public comment period will be held from October 6 – October 21, 2022 with a revised draft Allocation Plan. Revisions were made to Section III: Needs and Gaps Analysis, Section IV: HOME-ARP Activities, and Section V: Preferences in order to clarify the City's justification for proposed activities and methods of distributing funding.

A proposal for how to spend the \$11,441,252 HOME-ARP grant is included in Section IV: HOME-ARP Activities, and Attachment E: Budget Page.

## Table of Contents

Section I: Consultation .....	2
Section II: Public Participation .....	8
Section III: Needs Assessment and Gap Analysis .....	13
Section IV: HOME-ARP Activities .....	33
Section V: Preferences .....	39
Section VI: HOME-ARP Refinancing Guidelines .....	42

### Attachments

Attachment A: Austin Homeless Advisory Council Survey Summary  
Attachment B: ARPA Investment Priorities Survey- SpeakUp Austin  
Attachment C: Public Comment Period Promotion and Feedback  
Attachment D: Austin/Travis County 2022 Needs and Gaps Report  
Attachment E: SF424s and Certifications  
Attachment F: Budget Page

# Section I: Consultation

*Before developing its plan, a PJ must consult with the CoC(s) serving the jurisdiction's geographic area, homeless and domestic violence service providers, veterans' groups, public housing agencies (PHAs), public agencies that address the needs of the qualifying populations, and public or private organizations that address fair housing, civil rights, and the needs of persons with disabilities, at a minimum. State PJs are not required to consult with every PHA or CoC within the state's boundaries; however, local PJs must consult with all PHAs (including statewide or regional PHAs) and CoCs serving the jurisdiction.*

*Describe the consultation process including methods used and dates of consultation:*

**Summarize the consultation process:**

*List the organizations consulted, and summarize the feedback received from these entities*

Agency/Org Consulted	Type of Agency/Org	Method of Consultation	Feedback
Integral Care	Public agencies that address the needs of the qualifying populations; Public or private organizations that address the needs of persons with disabilities.	Staff from the Housing and Planning Department and Homeless Strategy Division met with Integral Care leadership staff via video call on March 16, 2022.	See summary below
Austin Tenants' Council	Public or private organizations that address civil rights and fair housing.	Staff from the Housing and Planning Department and Homeless Strategy Division met with housing advocates at the Austin Tenants' Council (ATC) via video call on March 17, 2022.	See summary below
Building and Strengthening Tenant Action	Public or private organizations that address civil rights and fair housing.	Staff from the Housing and Planning Department and Homeless Strategy Division met with a representative from Building and Strengthening Tenant Action (BASTA) via video call on March 17, 2022.	See summary below
SAFE Alliance	Domestic violence service provider	Staff from the Housing and Planning Department and Homeless Strategy Division met with representatives from	See summary below

		SAFE Alliance via video call on March 21, 2022.	
Housing Authority of the City of Austin	Public Housing Agency	Staff from the Housing and Planning Department and Homeless Strategy Division met with representatives from the Housing Authority of the City of Austin (HACA) via video call on March 22, 2022.	
Housing Authority of Travis County	Public Housing Agency	Staff from the Housing and Planning Department and Homeless Strategy Division met with representatives from the Housing Authority of Travis County (HATC) via video call on March 30, 2022.	See summary below
Austin Ending Community Homelessness Coalition (ECHO)	Continuum of Care	Staff from the Housing and Planning Department and Homeless Strategy Division presented information about HOME-ARP to the Austin ECHO Leadership Council on April 4, 2022.	See summary below
Caritas	Homeless service provider, veterans' service provider	Staff from the Housing and Planning Department and Homeless Strategy Division met with representatives from Caritas via video call on April 6, 2022.	See summary below
Austin Latino Coalition	Public or private organizations that address civil rights	Staff from the Housing and Planning Department and Homeless Strategy Division presented information about HOME-ARP to the Austin Latino Coalition on April 6, 2022.	See summary below
Austin Area Urban League	Public or private organizations that address civil rights and fair housing.	Staff from the Housing and Planning Department and Homeless Strategy Division met with	See summary below



		representatives from the Austin Area Urban League (AAUL) via video call on April 7, 2022.	
Mayor's Committee for People with Disabilities	Public organization that addresses the needs of persons with disabilities.	Staff from the Housing and Planning Department and Homeless Strategy Division presented information about HOME-ARP to the Mayor's Committee for People with Disabilities on April 8, 2022.	See summary below

### Consultation Summaries

Each organization consulted by City staff received a presentation about HOME-ARP, including the amount of funding the City of Austin is eligible for, the possible uses of the grant, and the qualifying populations. The summaries below reflect the conversations that took place between staff from the Housing and Planning Department and Homelessness Services Division, and representatives from the organizations.

#### **Integral Care**

Integral Care provides mental health, drug and alcohol, and housing services to children and adults living with mental illness, substance use disorder and intellectual and developmental disabilities in Travis County. Staff from the Housing and Planning Department and Homeless Strategy Division met with Integral Care leadership staff via video call. Integral Care staff advocated for the allocation of funding towards both permanent supportive housing and ongoing supportive services. Discussion highlighted the need to acquire more affordable units dedicated to people exiting homelessness, along with sustainable funding for supportive services to accompany the units.

#### **Austin Tenants' Council (ATC)**

The Austin Tenants' Council fulfills thousands of requests each year for help with housing problems related to housing discrimination, tenant-landlord education and information, and housing repair and rehabilitation. Their mission is to ensure housing stability by rectifying Fair Housing Act violations and empowering tenants to exercise their rights through mediation, advocacy, and education. Staff from the Housing and Planning Department and Homeless Strategy Division met with housing advocates at the Austin Tenants' Council via video call. Discussion focused on the increase in housing insecurity Austin tenants have experienced through the pandemic. Housing advocates highlighted the end of local eviction moratoriums, lack of funding remaining for rental assistance, and dramatic increase in the price of rent over the past year as reasons for an uptick in evictions. Tenants' housing issues have become more complex through the pandemic. For instance, some tenants fear having an eviction on their record will make them ineligible for public benefits, so they preemptively leave their housing before an eviction takes place. Elderly tenants and tenants on fixed incomes have become more vulnerable to landlord

abuse. Advocates commented that they are working with clients being evicted into homelessness. They expressed a desire for more staff to help field the hundreds of calls ATC receives weekly.

### **Building and Strengthening Tenant Action (BASTA)**

BASTA is a non-profit project that works with Austin renters to break down barriers to healthy and safe housing through advocacy, education, and organizing tenants' associations. Staff from the Housing and Planning Department and Homeless Strategy Division met with a representative from BASTA via video call. The BASTA representative commented that while there is an ongoing need for rental assistance, a more structural solution to the city's housing crisis is needed. Rental assistance programs should strategically target tenants who owe back rent and people who have recently been housed and are at risk of returning to homelessness. The representative mentioned Boston's Landlord Incentive Program as a way to increase housing available to people using vouchers. The representative also commented on the possibility for service providers to disseminate information on tenant's rights and available services for people recently moved into housing from homelessness. As a result of the affordability crisis, the representative commented on an uptick in landlord bullying and tenants accepting poorly maintained housing.

### **SAFE Alliance**

SAFE Alliance is a human service agency in Austin that serves the survivors of child abuse, sexual assault and exploitation, and domestic violence. Staff from the Housing and Planning Department and Homeless Strategy Division met with representatives from SAFE Alliance via video call. The following information was shared by SAFE Alliance-

- There is a lack of housing available for people with vouchers, leaving many people on long waitlists. Properties that do accept vouchers often change hands between property owners, forcing tenants to move when a new property owner decides to stop accepting vouchers at the property.
- Public funding should support developers that apply lower screening requirements for tenants for all units of a development. Development subsidies should benefit people earning the lowest income levels. City funded projects should incorporate Violence Against Women Act protections into their developer requirements.
- The number of households fleeing abuse has greatly increased through the pandemic. SAFE is often the first organization survivors of domestic violence reach out to in the Austin area, so many of their clients are not initially in the HMIS/CoC system. Homelessness prevention strategies are needed for people not already entered into homelessness information systems.
- There is an epidemic of violence occurring for both housed and unhoused people, with many people experiencing chronic homelessness and domestic violence simultaneously. Shelters may not be a safe space for people who have experienced abuse, and there is a need for housing support for people exiting shelters.
- Grant compliance and reporting requirements are a burden on the capacity of SAFE alliance. A centralized training in grant management is needed, as well as more consistency in reporting expectations from year to year.

- Funding could go towards programs that prevent and divert homelessness, and this could help measure the actual need for assistance in the community.

#### **Housing Authority of the City of Austin**

Staff from the Housing and Planning Department and Homeless Strategy Division met with representatives from the Housing Authority of the City of Austin (HACA) via video call. The discussion focused on HACA's plan to redevelop the historic Rosewood Courts apartment complex, and remodel the housing portfolio for the federal Rental Assistance Demonstration program. HACA staff stated their intention to apply for Rental Housing Development Assistance funds from the City of Austin to assist with a funding gap in the Rosewood Courts redevelopment project. Concern was raised over the lack of private activity bonds coming to Austin in the upcoming year, limiting the number of Low Income Housing Tax Credit projects that will develop.

#### **Housing Authority of Travis County**

Staff from the Housing and Planning Department and Homeless Strategy Division met with representatives from the Housing Authority of Travis County (HATC) via video call. HATC representatives inquired about the City of Austin's Tenant Based Rental Assistance program, specifically asking what supportive services are provided along with the rental assistance that targets people exiting homelessness.

#### **Austin Ending Community Homelessness Coalition (ECHO)**

Austin ECHO is a non-profit organization and is the lead agency that plans and implements community-wide strategies to end homelessness in Austin and Travis County. Staff from the Housing and Planning Department and Homeless Strategy Division presented information about HOME-ARP to the Austin ECHO Leadership Council. Council members discussed spending deadlines for various entitlement grants, including the Emergency Solutions Grant. A Council member commented on the importance of allowing homelessness funding to be spent outside of Austin's official full purpose jurisdiction.

#### **Caritas**

Caritas provides housing, food, education, employment, and veterans assistance services to unhoused people living in Greater Austin. Staff from the Housing and Planning Department and Homeless Strategy Division met with representatives from Caritas via video call. Caritas representatives commented on the need for funding to bolster existing employment and education services provided to their clients. They mentioned a large gap in funding for onsite supportive services for the population of people they serve who have experienced chronic homelessness.

#### **Austin Latino Coalition (ALC)**

ALC was established in 2013 as an alliance of Latino organizations and individuals to promote civic involvement and self-determination by Latinos in the City of Austin. ALC members include approximately a dozen community-based organizations and more individuals who have joined to advocate for issues that improve the quality of life for the Latino community and all of Austin. Staff from the Housing and Planning Department and Homeless Strategy Division presented information about

HOME-ARP to the Austin Latino Coalition. Coalition members questioned the use of eligibility requirements for federally funded programs that prevent certain demographics from receiving assistance. Members asked how City staff will coordinate with Travis County's planned programs that address homelessness. Members asked how HOME-ARP funds will be leveraged with existing anti-displacement funding the City is focusing on transit corridors.

#### **Austin Area Urban League (AAUL)**

The AAUL is one of more than 90 affiliates of the National Urban League providing direct services that improve the lives of thousands in the Central Texas region. The Austin Area Urban League seeks to meet the needs of underserved populations in the Austin/Central Texas region by focusing on programming and services in the areas of education and youth development, workforce and career readiness, health, housing, justice, and advocacy. Staff from the Housing and Planning Department and Homeless Strategy Division met with representatives from the Austin Area Urban League (AAUL) via video call. AAUL representatives discussed the logistics of funding a collaborative made up of smaller organizations working to address the needs of unhoused community members. Representatives stated it wasn't in the best interest of the community for a single organization to be tasked with addressing homelessness, but that there are many smaller scale organizations doing vital work to sustain the community. These smaller organizations are often ineligible for federal grants or do not have the administrative capacity to apply for the funding.

#### **Mayor's Committee for People with Disabilities**

The Mayor's Committee for People with Disabilities is an advisory body to the city council and city manager regarding problems affecting persons with disabilities in the Austin area. Staff from the Housing and Planning Department and Homeless Strategy Division presented information about HOME-ARP to the Mayor's Committee for People with Disabilities. Committee members had questions regarding how many people with disabilities are being served by the City's programs. Committee members commented that the Housing and Planning Department should prioritize people with disabilities who are also low income earners for federally funded services.

## Section II: Public Participation

*PJs must provide for and encourage citizen participation in the development of the HOME-ARP allocation plan. Before submission of the plan, PJs must provide residents with reasonable notice and an opportunity to comment on the proposed HOME-ARP allocation plan of no less than 15 calendar days. The PJ must follow its adopted requirements for “reasonable notice and an opportunity to comment” for plan amendments in its current citizen participation plan. In addition, PJs must hold at least one public hearing during the development of the HOME-ARP allocation plan and prior to submission.*

*For the purposes of HOME-ARP, PJs are required to make the following information available to the public:*

- *The amount of HOME-ARP the PJ will receive,*
- *The range of activities the PJ may undertake.*

**Describe the public participation process, including information about and the dates of the public comment period and public hearing(s) held during the development of the plan:**

### **First Public Comment Period:**

- **Date(s) of public notice:** May 2, 2022
- **Public comment period:** May 3, 2022 - June 10, 2022
- **Date(s) of public hearing:** May 10th with the Community Development Commission; June 9th with the Austin City Council

### **Second Public Comment Period:**

- **Date(s) of public notice:** September 22, 2022
- **Public comment period:** October 6, 2022 – October 21, 2022
- **Date(s) of public hearing:** October 11<sup>th</sup> with the Community Development Commission

On June 10, 2021, the Austin City Council adopted Resolution No. 20210610-077, which instructed the City Manager to gather feedback from the public regarding the proposed American Rescue Plan Act (ARPA) homelessness spending framework. The proposed spending framework allocates \$106.7M towards addressing homelessness, including the allocation of \$11.4M from HOME- ARP. The Homeless Strategy Division of Austin Public Health and the Housing and Planning Department worked together to engage the public on the possible uses of HOME-ARP in a process outlined below.

### **AHAC Consumer Survey**

In August, the Homeless Strategy Division of Austin Public Health collaborated with the Downtown Austin Community Court to craft a survey for distribution to the Austin Homeless Advisory Council (AHAC). The Austin Homeless Advisory Council routinely responds to staff inquiries regarding quality of service, systems improvement, and the priorities of those with lived experience of homelessness. AHAC

has championed a variety of initiatives to serve people experiencing homelessness, including Violet KeepSafe Storage, which is now an element of the City's public camping compliance activities.

The ARPA investment priorities survey designed for AHAC incorporated rank choice voting that empowered members to prioritize 63 specific service concepts within eleven categories and provided space for narrative responses. Each AHAC member received an incentive for offering their guidance and expertise. Thirteen completed surveys were returned to the Homeless Strategy Division on September 13, 2021. A summary of the survey responses are included in this document in Attachment A.

### ***Public Comment- SpeakUp Austin! Website Engagement Page and Surveys***

On October 11, 2021, the Homeless Strategy Division launched English and Spanish versions of an ARPA investment priorities landing page and stakeholder survey on the City's public engagement website, *SpeakUp Austin!* The page included a summary of the ARPA spending framework, links to background documents, and registration links to two virtual public meetings.

The ARPA homelessness investment priorities survey was completed by 276 residents and stakeholders by the survey close date – Oct. 27. The English and Spanish survey instrument remained publicly accessible for 15 days, spanned 26 data points, and incorporated skip logic. Staff designed the survey to introduce participants to the ARPA spending framework, assess awareness of strategic initiatives, evaluate general sentiment related to the City's homelessness communications, ascertain expenditure priorities, and gather respondent demographics. Staff also utilized the survey to compile a list of contacts who expressed interest volunteering in the event of prolonged inclement weather should such a pool of contacts be necessary to support emergency shelter operations. A summary of the survey responses are included in Attachment B of this document.

The following proposed ARPA homelessness investment categories were included in the survey and on the *SpeakUp Austin!* webpage for the public to consider-

- **Building new housing units** that are specifically set aside for people exiting homelessness.
- **System capacity building** to improve effectiveness and efficiency by enhancing data quality and analysis, communications, recruiting new providers and frontline workers, and strengthening existing organizations.
- **Crisis services** such as homelessness prevention, emergency shelter, street outreach and diversion.
- **Core housing programs** including short, medium, and long-term rental assistance and case management along with landlord outreach and incentives.
- **Supportive services** including intensive mental health services, substance use disorder treatment, employment programs, and help with accessing public benefits such as Social Security and Medicaid.

Additionally, from May 3rd, 2022 to June 10, 2022, the public was invited to submit feedback on the draft HOME-ARP allocation plan. The Housing and Planning Department put out a notice of the public comment period on May 2, 2022. The draft plan was available online at <https://publicinput.com/HOME-ARP-Draft>, and in paper form at the following locations-

- Austin City Hall
- Austin Central Library
- Asian American Resource Center
- Gus L. Garcia Recreation Center
- Housing Authority of the City of Austin
- Dove Springs Recreation Center
- Carver Branch Austin Public Library
- St. John's Branch Austin Public Library
- Rosewood Zaragosa Neighborhood Center

The draft plan included the amount of HOME-ARP funds the City is eligible for, and the range of activities the City proposes to undertake with the funding.

All comments on the draft plan are included in Attachment C of this document.

### ***Public Hearings***

*June 10, 2021:* At the Austin City Council meeting on June 10, 2021, the Council voted to approve a spending framework for ARPA funding, including the City's proposed \$11.4M HOME- ARP grant. Advance notice of the meeting was issued, and the public was invited to testify virtually on the items related to ARPA spending at the virtual Council meeting. Members of the public spoke to the needs of the community and proposed uses of ARPA funds.

*July 13, 2021:* At the meeting of the Community Development Commission on July 13, 2021, City staff gave a briefing on the proposed ARPA spending framework. The public received advance notice of the meeting agenda, and had the opportunity to sign up to testify virtually at the meeting.

*May 10, 2022:* At the meeting of the Community Development Commission on May 10, 2022, City staff gave a briefing on the draft HOME-ARP Allocation Plan, and a public hearing was held to receive feedback from the community on the proposed use of the HOME-ARP funds. No members of the public testified. Commissioners had questions and comments regarding the HOME-ARP plan. Commissioners asked about how families fleeing domestic violence access homeless services. City staff responded that services can be accessed through the local service provider, SAFE Alliance, as well as through Austin ECHO. A commissioner also asked how organizations interested in partnering with the City can be involved in HOME-ARP programs. City staff informed the commission that a series of solicitations are going out for the larger pool of American Rescue Plan funding dedicated to homelessness. This will include HOME-ARP funded services. A commissioner asked for clarification about what a non-congregate shelter is. City staff explained that non-congregate shelters provide private rooms for people seeking shelter, as opposed to traditional shelters that have many people in one large room. Private

rooms allow for more privacy and help with social distancing. The City currently operates two non-congregate shelters that were converted from hotels. Staff also commented that HOME-ARP regulations allow non-congregate shelter to be converted to affordable rental housing in the future.

*June 9, 2022:* At the Austin City Council meeting on June 9, 2022, a public hearing will be held to receive feedback from the community on the proposed use of the HOME-ARP funds. No comments were received by the public at this public hearing.

*October 11, 2022:* An additional public hearing will be held with the Community Development Commission for the revised draft Allocation Plan.

**Describe any efforts to broaden public participation:**

***Virtual Engagement Sessions***

The Homeless Strategy Division hosted two public engagement sessions in collaboration with the City of Austin's Public Information Office, Downtown Austin Community Court, and Housing and Planning Department.

Session 1 was held on Oct. 14 and attended by 81 registered stakeholders. The City of Austin's Homeless Strategy Officer, Dianna Grey, presented for 45 minutes on homelessness response, demographics, trends, and system planning. Throughout the presentation, participants were invited to interact with staff via a typed Question and Answer function. Following the presentation, participants were invited to comment or ask questions for 45 minutes.

Session 2 was held on Oct. 18 and attended by 69 registered stakeholders. Additional attendees gained access to the session through volunteer advocates stationed at encampments who made their phones available to people currently experiencing homelessness. Throughout the 90-minute session, staff responded to typed questions via the webinar platform's Q&A function. A slight format change enabled participants to comment or ask questions before and after the core presentation by Homeless Strategy Officer, Dianna Grey.

During both sessions, Dianna Grey made note of the HOME-ARP allocation during the live presentation portion of the program as one pool of funding within the ARPA Homelessness spending framework.

*A PJ must consider any comments or views of residents received in writing, or orally at a public hearing, when preparing the HOME-ARP allocation plan.*

**Summarize the comments and recommendations received through the public participation process:**

As described above, in October of 2021, the Homeless Strategy Division launched an ARPA investment priorities landing page and stakeholder survey. The page included a summary of the ARPA spending framework, links to background documents, and registration links to two virtual public meetings.



Participants in the survey favored a balanced approach to investing in both shelter and housing. Participants (both through the survey and comments expressed during the two virtual meetings) place a high priority on the following two investment areas related to placing and retaining people experiencing homelessness in long term housing situations.

- Additional social and health services (mental health, substance use disorder treatment, employment, benefits)
- Crisis services and outreach (short-term shelter, street outreach)

A summary of survey responses is included in Attachment B of this document.

In addition to the ARPA spending framework survey, a public comment period on the draft HOME-ARP Allocation Plan took place from May 3rd, 2022 to June 10, 2022. The public comment period included an online survey that asked participants to comment on the proposed spending plan for HOME-ARP. A total of 99 comments were received via the online survey.

-36 comments advocated for increased funding towards affordable rental housing development;

-19 comments advocated for increased funding towards supportive services for unhoused people and people in need of support finding housing;

-8 people advocated for the prioritization of programs that prevent homelessness;

-5 comments mentioned the need for more short-term or transitional housing for people experiencing homelessness

-5 comments supported increased funding for rental payment assistance;

-23 comments criticized the allocation of 15% of HOME-ARP towards administration and planning.

A record of all comments received through the public comment period are included in an attachment to this document.

An additional survey will be available for the public to comment on the draft HOME-ARP Allocation Plan from October 6 – October 21, 2022.

**Summarize any comments or recommendations not accepted and state the reasons why.**

All comments and recommendations received from the public were considered by City staff. No comments were not accepted.

## Section III: Needs Assessment and Gap Analysis

*PJs must evaluate the size and demographic composition of qualifying populations within its boundaries and assess the unmet needs of those populations. In addition, a PJ must identify any gaps within its current shelter and housing inventory as well as the service delivery system. A PJ should use current data, including point in time count, housing inventory count, or other data available through CoCs, and consultations with service providers to quantify the individuals and families in the qualifying populations and their need for additional housing, shelter, or services. The PJ may use the optional tables provided below and/or attach additional data tables to this template.*

Table 1: Homeless Needs and Inventory Gap Analysis Table

Homeless													
	Current Inventory					Homeless Population				Gap Analysis			
	Family		Adults Only		Vets	Family	Adult	Vets	Victims of DV	Family		Adults Only	
	# of Beds	# of Units	# of Beds	# of Units	# of Beds					# of Beds	# of Units	# of Beds	# of Units
Emergency Shelter	358	110	561	561	45								
Transitional Housing	143	48	47	47	0								
Permanent Supportive Housing	232	69	1275	1275	852								
Other Permanent Housing	131	96	299	299	0								
Sheltered Homeless						287	688	89	280				
Unsheltered Homeless						654	2391	206	1433				
Current Gap										4	35	-395	-395

The data in Table 1 is provided by Austin ECHO and is based on the 2022 Housing Inventory Count (HIC), which includes data from 2022, and the estimate of the unsheltered and sheltered homeless population as of July 2022.

*“According to the 2022 HIC, there are a total of 3,077 beds for people experiencing homelessness through Rapid Rehousing (RRH) and Permanent Supportive Housing (PSH) programs in Austin. As of January 2022, PSH projects reported being at 81% capacity, meaning there were approximately 282 available beds to fill. RRH projects reported being at 100% capacity, meaning that they had no current openings and new enrollments would occur as clients exited the program. Austin ECHO estimates there were approximately 3,247 people experiencing homelessness in that timeframe, leaving a gap of 2,965 more people experiencing homelessness than available beds. This estimate does not account for whether clients are prioritized for PSH or RRH, household size, any overlap between people experiencing homelessness who are already enrolled in RRH or PSH, or the rate at which RRH exits and new enrollments occurred. Additionally, most project types have seen a modest to moderate increase in capacity since the data was collected for the last HIC.”*

*[-2022 TX-503 Austin/Travis County Continuum of Care Needs and Gaps Report](#)*

Disclaimer: This plan relies on three primary data sources to measure the number of individuals and families experiencing sheltered and unsheltered homelessness. Each data source uses different time periods to measure the size of the population and, therefore, there is some variation throughout the report in the number of reported individuals and families experiencing sheltered and unsheltered homelessness. The bullets below specify the primary data sources and the corresponding time period for measurement.

- **The ECHO Needs and Gaps Report:** Reported 3,247 people experiencing homelessness based on data from the last 10 days in January of 2022.
- **ECHO Dashboard as of July 2022:** Reported 4,022 individuals experiencing homelessness based on July 2022 Homelessness Management Information System Data
- **ECHO Racial Disparities Report:** Reported 13,208 individuals experiencing homelessness based on the number of clients that interacted with the Homelessness Response System through 2021

Non-Homeless			
	Current Inventory	Level of Need	Gap Analysis
	# of Units	# of Households	# of Households
Total Rental Units	232,615		
Rental Units Affordable to HH at 30% AMI (At-Risk of Homelessness)	8,493		
Rental Units Affordable to HH at 50% AMI (Other Populations)	20,890		
0%-30% AMI Renter HH w/ 1 or more severe housing problems (At-Risk of Homelessness)		28,020	
30%-50% AMI Renter HH w/ 1 or more severe housing problems (Other Populations)		26,570	
Current Gaps- Number of Households at 50% AMI (80,704) minus number of units available to Households at 50% AMI and below (20,890)			59,814

**Data Sources**

-Rental Unit Inventory: 2016-2020 ACS Five Year Estimates

-Renters with 1 or more Severe Housing Cost Burden: 2014-2018 CHAS

<https://nlihc.org/gap>

<https://www.austinmonitor.com/stories/2022/06/new-report-dives-into-the-details-of-housing-in-austin/>

**Describe the size and demographic composition of qualifying populations within the PJ's boundaries:**

*Qualifying Population: Homeless as defined in 24 CFR 91.5*

The Ending Community Homelessness Coalition (ECHO) is the Austin/Travis County Continuum of Care lead agency tasked with planning and coordinating community-wide strategies to end homelessness in the Austin and Travis County geographic region. According to ECHO's [Austin/Travis County Homelessness Dashboard](#), in July 2022, 3,047 people were experiencing unsheltered homelessness, and 975 people were experiencing sheltered homelessness.

[ECHO's Austin / Travis County Racial Disparities Report](#) (Report), published in July 2022, breaks down the characteristics of the population experiencing homelessness. Males represent 58% of the population experiencing homelessness, females make up 42% of the population, and nonbinary individuals make up 0.002%.

The report also provides a full breakdown of the race and ethnic composition of clients that accessed services recorded in the Homelessness Management Information System in 2021. According to the report, “there are three racial/ethnic groups that together comprise over 90% of the total population actively engaged in the Homelessness Response System in 2021: non-Hispanic Black clients (32%), Hispanic/Latinx clients (32%), and non-Hispanic White clients (27%).” The Black/African American population in Austin/Travis County is overrepresented among people experiencing homelessness compared to the total population in the area. The probability of experiencing homelessness in Travis County for a Black/African American person is approximately six times then that of a white person.

The report also found that race/ethnicity has a statistically significant relationship with age, with Hispanic/Latinx and Black clients significantly more likely to be younger, and White clients significantly more likely to be older ( $p < 0.001$ ). Notably, a majority of both Black clients (54%) and Hispanic/Latinx clients (65%) are under the age of 35, and a majority of White clients (69%) are 35 and older.

Table 3: Intersections of Race and Ethnicity Among 2021 Homelessness Services Clients				
Race/Ethnicity Category	Hispanic/Latinx	Not	Not applicable	Total
		Hispanic/Latinx		
Asian	0% (8)	1% (127)	0% (0)	1% (135)
Black	2% (323)	32% (4,231)	0% (21)	35% (4,575)
Indigenous/ Native American	1% (80)	1% (73)	0% (2)	1% (155)
Pacific Islander	0% (12)	0% (18)	0% (0)	0% (30)
Two or more races	1% (173)	3% (453)	0% (0)	5% (626)
White	27% (3,559)	27% (3,532)	0% (42)	54% (7,133)
Not applicable	1% (127)	0% (26)	3% (401)	4% (554)
Total	32% (4,282)	64% (8,460)	4% (466)	100% (13,208)

*Qualifying Population: At Risk of Homelessness as defined in 24 CFR 91.5*

Per 24 CFR §91.5, an individual or family is considered at-risk of homelessness if their income is below 30% area median family income, they do not have sufficient resources or support networks, and meets one of the following conditions:

(A ) has moved because of economic reasons two or more times during the 60 days immediately preceding the application for homelessness prevention assistance;

- (B) Is living in the home of another because of economic hardship;
- (C) Has been notified in writing that their right to occupy their current housing or living situation will be terminated within 21 days after the date of application for assistance;
- (D) Lives in a hotel or motel and the cost of the hotel or motel stay is not paid by charitable organizations or by federal, State, or local government programs for low-income individuals;
- (E) Lives in a single-room occupancy or efficiency apartment unit in which there reside more than two persons or lives in a larger housing unit in which there reside more than 1.5 people per room, as defined by the U.S. Census Bureau;
- (F) Is exiting a publicly funded institution, or system of care (such as a health-care facility, a mental health facility, foster care or other youth facility, or correction program or institution); or
- (G) Otherwise lives in housing that has characteristics associated with instability and an increased risk of homelessness, as identified in the recipient's approved consolidated plan.

Data on Median Family Income (MFI) is readily available. In Austin, according to 2020 American Census Survey data, there are over 50,000 individuals who live alone and make less than 30% MFI. Table 4 below shows the race and ethnicity composition of this population. Every race and ethnicity group within the population of people living alone and earning less than 30% MFI, except for white people, are overrepresented relative to the general population in Austin.

Table 4: Individuals who live alone and make less than 30% of MFI in Austin by Race		
Race/Ethnicity	Column A- % of population making less than 30% MFI	Column B- % of total population of Austin
Black/African American	12.2%	8.3%
Asian/Asian American	7.9%	5.5%
White	37%	59.4%
Hispanic	30.8%	18.1%
Another Race	6.7%	3.6%
Multi-racial	5.3%	5.1%

When analyzing families in Austin, over 26,000 family households have multiple members with incomes less than 30% of the MFI. Table 5, which shows the race and ethnicity composition of the population of families making less than 30% MFI, highlights that Black, Hispanic, and family households of another race are overrepresented relative to their share of all family households in Austin.

<b>Table 5: Families with multiple members making less than 30% of MFI in Austin by Race</b>		
<b>Race/Ethnicity</b>	<b>Column A- % of population of family households making less than 30% MFI</b>	<b>Column B- % of total population of family households in Austin</b>
<b>Black/African American</b>	13.6%	6.5%
<b>Asian/Asian American</b>	5.7%	7.3%
<b>White</b>	19.3%	46.7%
<b>Hispanic</b>	45.7%	28.3%
<b>Another Race</b>	11.9%	6.7%
<b>Multi-racial</b>	3.8%	4.4%

While income data is readily available, it is difficult to assess and quantify data to measure the other two elements of the definition of “At Risk of Homelessness” - (1) lacking the social support to maintain housing and (2) meeting one of the (A) through (G) criteria included above. However, there are data that provide us with insights into the size of the low-income population that is At Risk of Homelessness.

According to Eviction Lab, the average number of evictions in the first month after Austin’s eviction moratorium lapsed on March 1, 2022 was 77% higher than monthly evictions rate between January 2020 and March 2022. As of September 10, 2022, evictions were 32% higher than the average number of evictions between January 2020 - September 2022. This uptick in eviction filings is a result of many factors. Two of the biggest factors are income loss resulting from the pandemic and an increasingly tight housing market soaring rental rates. Furthermore, BASTA, a City of Austin-funded eviction protection and housing rights program, stated, “Of the more than 200 calls we received through our intake line, over half were for assistance on individual housing needs, most notably support with eviction defense and rising rents.” These data highlight that it is very likely that many people living below 30% of MFI At Risk for Homelessness.

*Qualifying Population: Fleeing, or Attempting to Flee, Domestic Violence, Dating Violence, Sexual Assault, Stalking, or Human Trafficking, as defined by HUD in the Notice*

For HOME-ARP, as defined by the Department of Housing and Urban Development, populations fleeing or attempting to flee domestic violence include any individual or family who is fleeing or attempting to flee, domestic violence, dating violence, sexual assault, stalking, or human trafficking. This includes cases where an individual or family reasonably believes that there is a threat of imminent harm from further violence based on dangerous conditions or an incidence of violence that has either taken place within the individual's or family's primary nighttime residence or has made the individual or family afraid to return or remain within the same dwelling unit.

According to the [Texas Department of Public Safety report on Family Violence](#), there were 197,023 cases of family violence incidents in Texas in 2018, involving 212,885 victims. Of the victims whose sex was known, 28.4% were male and 71.6% were female. The age group with the highest number of victims was the 25-to-29 year-old bracket. Of the victims whose ethnicity was known, 39% were Hispanic and 61% were not Hispanic. Of the victims whose race was known, 68.5% were white, 28.9% were Black, and 2.6% were American Indian, Alaskan Native, Asian, or Native Hawaiian/ Other Pacific Islander.

Sex trafficking is also a significant criminal and social justice problem in Texas. The national human trafficking hotline noted that one-third of all trafficking cases reported to them involved trafficked youth from Texas. There were over 2,400 trafficking victims identified in Texas in 2019, and the University of Texas estimated that there are roughly 79,000 victims of young adult and minor sex trafficking in Texas at any given time, ranking Texas as one of the top three states in the country for trafficking activity.

SAFE Alliance, a human service agency in Austin that serves the survivors of child abuse, sexual assault and exploitation, and domestic violence, provided the following figures (Table 6) to demonstrate the size of the population served by the agency in Austin. While the number of people who have contacted the SAFELINE - a 24/7 to anyone seeking assistance for themselves or others in cases of domestic violence, sexual assault, sex trafficking, and child abuse - has increased, especially between 2019-2020, the capacity of the agency to provide services and resources for the population has not matched the increase in need. In 2020, SAFE Alliance also reported serving 119 trafficking survivors.



**Table 6: Size of Population Served by SAFE Alliance**

	<b>Number of People who Contacted SAFEline</b>	<b>Number of Youth and Adults Served Overall</b>
<b>2018</b>	19,513	6,168
<b>2019</b>	19,617	6,628
<b>2020</b>	21,744	6,373

Additionally, in 2020, the Austin Police Department and Travis County Sheriff's Office reported 9,147 total family violence cases and 669 sexual violence cases.

*Qualifying Population: Other populations requiring services or housing assistance to prevent homelessness and other populations at greatest risk of housing instability, as defined by HUD in the Notice*

While the exact population of households who are at risk of housing instability is difficult to calculate, it is clear the amount of people experiencing housing instability has increased through the course of the Coronavirus pandemic. In response to COVID-19, the City of Austin worked with the Housing Authority of the City of Austin to implement the RENT (Relief of Emergency Needs for Tenants) Program to provide emergency rental assistance to income-eligible households impacted by the pandemic. Over a 15-month period, the RENT Program received applications from over 36,000 households and provided \$77,153,685 in rental assistance to 10,746 unique households. Of the unique households served by RENT, 58% reported income below 30% of the Area Median Income. The number of applications relative to the households that received services, coupled with the Eviction Lab data on evictions noted earlier, serves as a proxy demonstrating that additional services and housing supports are needed to prevent housing instability and homelessness.

Table 7 and 8 below shows the racial and ethnic demographics, respectively, of the 10,746 unique households served by the RENT program.

**Table 7: Race of Households Served by RENT Program**

<b>Race</b>	<b># of Households who received rental assistance</b>	<b>% of Households who received rental assistance</b>
<b>African American</b>	2,630	24.47%
<b>Asian</b>	314	2.92%
<b>Hawaiian/Pacific Islander</b>	29	0.27%
<b>Multiracial</b>	374	3.48%
<b>Native American</b>	100	0.93%
<b>Not disclosed</b>	802	7.46%
<b>Other</b>	1,294	12.04%
<b>White</b>	5,203	48.42%
<b>Total</b>	<b>10,746</b>	<b>100.00%</b>

**Table 8: Ethnicity of Households Served by RENT Program**

<b>Ethnicity</b>	<b># of Households who received rental assistance</b>	<b>% of Households who received rental assistance</b>
<b>Did not disclose</b>	685	6.37%
<b>Hispanic</b>	4,043	37.62%
<b>Not Hispanic</b>	6,018	56.00%

**Identify and consider the current resources available to assist qualifying populations, including congregate and non-congregate shelter units, supportive services, TBRA, and affordable and permanent supportive rental housing:**

*Congregate and non-congregate shelter units and beds*

The City of Austin's current congregate and non-congregate shelter units and beds are mostly prioritized for individuals who are homeless (QP1); however, there are some shelters in Austin that limit access to individuals who are fleeing or attempting to flee domestic violence. Different shelter projects also prioritize access to congregate shelter beds by gender or households with minor children, or other subpopulations of individuals experiencing homelessness. These shelter spaces are funded by a combination of funding streams, including the City of Austin General Funds, City of Austin Emergency Solutions Grant (ESG) funds, ESG Cares Act funding, Department of Justice funding, State of Texas ESG, and private philanthropy.

The FY2020 Housing Inventory Count (HIC) identified 1,029 available year-round Emergency, Safe Haven, and Transitional Housing beds for individuals experiencing homelessness. The same HIC in FY2021 counted 930 beds; the reduction primarily being driven by the demobilization of protective lodge beds that the City stood up during the COVID 19 pandemic.

*Supportive Services*

Supportive services, excluding those services tied directly to housing programs such as Rapid Rehousing and Permanent Supportive Housing, are targeted to sheltered and unsheltered individuals experiencing homelessness and individuals At Risk of Homelessness or facing housing instability. Support Service projects vary in access based on the intention and funding of the project, with some projects, such as tenant's rights mediation and eviction mediation, being accessible to all Qualifying Populations, and other projects, such as emergency rental assistance and homelessness prevention programs, prioritizing individuals At Risk of Homelessness (QP2) or Other Populations requiring service or Housing Assistance to Prevent Homelessness. During the pandemic, the City of Austin used emergency federal funding (e.g., CARES Act) and City General Funds to support emergency rental assistance and eviction protection efforts.

The City of Austin's capacity for Community Services with General Funds has increased from the FY19-20 budget of \$4,482,003 to an FY 20-21 budget of \$5,762,954.

*Tenant Based Rental Assistance and Rapid Rehousing Projects*

Individuals or families experiencing homelessness (QP1) or fleeing, or attempting to flee domestic violence (QP3), are prioritized for local Tenant Based Rental Assistance and Rapid Rehousing Programs through the community's Coordinated Entry process. These programs assist individuals to quickly locate permanent housing options with supported case management and housing search and location services, as well as financial assistance to obtain housing. In aligning with best practices, these services are provided in accordance with Housing First and trauma-informed care. These projects are funded with HOME TBRA funds paired with local service dollars, Continuum of Care, ESG, and City of Austin General

Fund. According to the [2022 TX-503 Needs and Gaps Report](#), produced by ECHO as the CoC lead agency, there are 1,570 rapid rehousing beds in the community.

#### *Affordable and permanent supportive rental housing*

The City of Austin supports the development of affordable housing for all Qualifying Populations with locally approved Affordable Housing Bond dollars, by approving projects for submission for state tax credit applications, and with direct capital investment. According to the City of Austin's Housing & Planning Department's Affordable Housing Online Search tool, there are 39,132 income-restricted units currently within the City of Austin. Comparing this to the estimated 50,000 Austinites living below 30% area median income, creates a gap of an additional 10,868 affordable housing units needed.

As highlighted in Table 1, the [2022 TX-503 Needs and Gaps Report](#) showed 3,077 total RRH and PSH beds as determined by the HIC. However, most of these beds support existing clients (i.e., clients currently enrolled and moved into housing). Based on the January 2022 Point In Time HIC snapshot, PSH projects reported being at 81% capacity (meaning there would be approximately 282 available beds to fill), and RRH projects reported being at 100% capacity. Therefore, only 282 of 3,077 beds for permanent housing programs are open for occupancy.

As of July 2022, the ECHO homelessness dashboard estimated that there were approximately 4,022 people experiencing sheltered and unsheltered homelessness. Therefore, given the current inventory of permanent housing beds and current capacity, the need for additional affordable housing beds exceeds the current supply by over 3,700 beds.

Permanent Supportive Housing within the community is prioritized for individuals and families meeting the definition of chronic homelessness. These intensive projects assist individuals with complex housing stability barriers by helping them obtain and maintain housing and providing wrap-around case management services for as long as the household might need. PSH services are funded through two main funding streams: the Continuum of Care program and the City of Austin general funds. These services are paired with housing vouchers, either project-based or scattered sites, supplied through the two local Public Housing Authorities and the federal government. As noted in Table 1, Austin currently has 1,344 units of PSH for adults and families.

#### *The Finding Home ATX Initiative*

In early 2021, the City, community leaders and stakeholders, CoC members, service providers, and individuals with lived expertise of homelessness, convened to develop a community implementation plan to effectively and significantly reduce unsheltered homelessness in Austin. The plan, which is called the "Finding Home ATX Initiative", is committed to the goal of systemically building and scaling the community's Homelessness Response System to incrementally house 3,000 people experiencing unsheltered homelessness; develop 1,300 affordable housing units for permanent supportive housing programs; and make investments into the system to improve equity objectives, invest in prevention, and improve data-driven decision making. The Initiative has developed a detailed action plan to achieve these goals and calls for \$515 million in investments over a three-year period ending in December 2024.

As of August 2022, our community has raised nearly 85% of this goal (or \$434 million) from a variety of public and private sources. The City of Austin has dedicated over \$200 million to the Finding Home Initiative through a combination of funding, including City General Funds, Government Obligation Bonds, and \$95 million in American Rescue Plan Act State and Local Fiscal Relief Funds.

While funding dedicated to the Finding Home ATX Initiative will support programs and services throughout the community's Homelessness Response System, the majority of the resources are dedicated to building and maintaining permanent housing capacity for individuals experiencing homelessness (i.e., Permanent Supportive Housing and Rapid Rehousing Programs), in line with the aim to use this initiative to move our system toward the ultimate goal of achieving functional zero.

**Describe the unmet housing and service needs of qualifying populations, including but not limited to:**

- Homeless as defined in 24 CFR 91.5**
- At Risk of Homelessness as defined in 24 CFR 91.5**
- Fleeing, or Attempting to Flee, Domestic Violence, Dating Violence, Sexual Assault, Stalking, or Human Trafficking, as defined by HUD in the Notice**
- Other populations requiring services or housing assistance to prevent homelessness and other populations at greatest risk of housing instability as defined by HUD in the Notice**

*-Homeless as defined in 24 CFR 91.5*

According to [ECHO's Austin/Travis County Homelessness Dashboard](#), in July 2022, there were 3,047 people experiencing unsheltered homelessness in Austin/Travis County, and 975 people were experiencing sheltered homelessness. Given the large number of unsheltered and sheltered people, there is a significant need for more services across our community's entire Homelessness Response System, from outreach to emergency shelters to affordable housing units to wrap around support services for permanent housing programs.

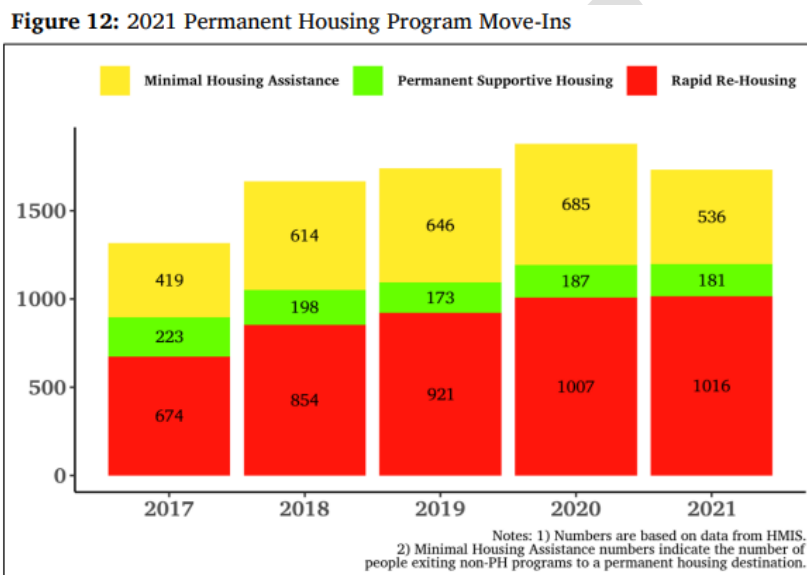
Emergency Shelter: The need for emergency shelter beds within the Austin community is particularly acute. As noted in Table 1, there are currently only 919 shelter beds available in Austin for the 4,022 people experiencing homelessness, leaving a gap of 3,103 shelter beds. The need for shelter beds was heightened in 2021, when Austin voters approved Proposition B making it a criminal offense for anyone to sit, lie down, or camp in public areas and the Texas State Legislature passed HB 1925 in September 2021, which created a statewide camping prohibition. Both of these laws have compounded the need for additional emergency shelters for people experiencing homelessness. The current inventory of shelter beds are rarely vacant and, therefore, with these two new laws in place, there is no temporary lodging for people experiencing unsheltered homelessness to go.

Permanent Housing Programs:

Based on the strong national and local research base, we know that coupling affordable housing and supportive services through programs like Permanent Supportive Housing and Rapid Rehousing is the best solution to ending household homelessness. However, Austin's Homelessness Response System

currently lacks the inventory of permanent housing beds and programming capacity to meet the needs of the homeless population. As noted in Table 1, there are currently only 1,774 units of PSH and Other Permanent Housing, and the Needs and Gaps Report identified 1,570 units of Rapid Rehousing, leaving a current gap of 678.

Figure 12 below was taken from [Austin ECHO's 2022 Needs and Gaps Report](#), which breaks down the number of people in the Coordinated Entry System that moved into permanent housing from 2017 to 2021 by assistance type (Minimal Housing Assistance, Permanent Supportive Housing, and Rapid Re-housing).



The report states that while funding for and needs of the homelessness system has increased overall in 2021, Emergency Shelter, Permanent Supportive Housing, and Rapid Re-housing move-ins have remained relatively similar to 2022, and Minimal Housing Assistance (MHA) move-ins decreased from 2020 to 2021. Austin's extremely tight real estate market has significantly influenced this reality, as providers are finding it extremely expensive to build or rent an affordable housing unit for people experiencing homelessness. The report, which used January 2022 data, indicated that 3,247 people experienced unsheltered and sheltered homelessness, but only 1,733 people were moved into permanent housing in the 2021 calendar year. This underscores the unmet need for additional permanent housing units.

However, thanks to the Finding Home ATX Initiative noted previously, our community is starting to make real progress on closing the permanent housing unit gap. Currently, there are 1,000 affordable housing units in the development pipeline dedicated to permanent housing programs for people experiencing homelessness, which leaves us 300 units short of the Finding Home ATX goal of developing 1,300 new affordable units. The majority of the 1,000 units currently being developed will not be ready for occupancy until 2024. Therefore, there remains a short-term need to secure both temporary and permanent housing solutions for the 3,047 people experiencing unsheltered homelessness in Austin.

*Fleeing, or Attempting to Flee, Domestic Violence, Dating Violence, Sexual Assault, Stalking, or Human Trafficking, as defined by HUD in the Notice*

Unmet needs for survivors of domestic violence include emergency shelter, transitional housing, legal services, and other supportive services. Staff from the Housing and Planning and Austin Public Health departments met with staff representatives of SAFE Alliance, a local non-profit domestic violence service provider, to discuss how HOME-ARP funding could support this vulnerable population. SAFE Alliance staff commented on the lack of housing available for people with housing vouchers. Though the community has strong policies and practices with both local public housing authorities, the Housing Authority of the City of Austin and the Housing Authority of Travis County both allocate housing vouchers to the Continuum of Care as both Move-On vouchers and housing vouchers paired with support services for permanent supportive housing, many local fair market landlords reject accepting housing choice vouchers as valid sources of income, exacerbating the need for more affordable housing programs. Additionally, staff commented on the need for funding for low-income housing for people not entered into the HMIS system.

The University of Texas at Austin Institute on Domestic Violence and Sexual Assault (IDVSA) surveyed providers who serve survivors of sexual violence, with a focus on service availability and gaps in services. The report, titled [\*Resources for Texas Sexual Assault Survivors\*](#), identified the need for emergency shelter and transitional housing options to serve the unique needs of individuals and families fleeing domestic violence as a key finding. Service providers discussed challenges with finding shelters designed for survivors of human trafficking and sexual assault. Due to the lack of affordable housing options or other permanent housing services, many survivors reside in emergency shelter spaces longer than necessary.

Table 9 reflects the percentage of service providers who reported an unmet need for a service category. Travis County was included in the region of Central Texas. According to the report, 67% of organizations from Central Texas that participated in the survey believed the need for “other services,” including shelter, transitional housing, and permanent supportive housing, exceeded the level of service that is available.

Table 9: % of Service Providers Reporting Unmet Need for Services by Service Category								
	Accompaniment - in person support for interactions with law enforcement, court officials, and medical professionals	Crisis Intervention/ Hotline	Advocacy/ Assistance	Therapy	Outreach/ Prevention	Forensic or Medical	Legal	Other Services
Total for Texas	48.70%	43.60%	33.20%	60.70%	58.20%	41.80%	54.70%	51.70%
Central Texas	52.90%	47.00%	41%	75.00%	70.50%	42.60%	75.50%	66.70%

*Populations at Risk of Homelessness and Other populations requiring services or housing assistance to prevent homelessness and other populations at greatest risk of housing instability as defined by HUD in the Notice*

According to [Eviction Lab](#), the average evictions between January, 2020 through September 10th, 2022, were 32% higher than the historical average. This uptick in eviction filings is a result of many factors, including income loss resulting from the pandemic and an increasingly tight housing market in Austin that incentivizes landlords to raise rents. The [FY21 Austin-Round Rock- Georgetown MSA County and Precinct Analysis](#) for Bastrop, Caldwell, Hays, Travis (the County Austin is in), and Williamson County by the local nonprofit HousingWorks Austin found that “in all counties but Bastrop, over 1 in 4 households are housing cost burdened, defined as paying more than 30% of their income to housing costs. Furthermore, over 10% of households in all counties but Bastrop pay more than half of their income to housing costs (extremely cost burdened).” Between 2020 and 2021, Austin’s housing costs have risen by over 36% across the MSA. These findings illustrate the structural and economic pressures that many low-income residents are facing.

With local eviction prevention measures expired in May 2022, many more low-income renters now face eviction and the need for additional assistance remains high. As described in the section above, the City of Austin administered emergency rental assistance through multiple iterations of the RENT (Relief of Emergency Needs for Tenants) program. In total, between May 2020 - July 2021, the City’s RENT Program received 36,738 applications for assistance and provided \$77,153,685 in rental assistance to 10,746 unique households. Of the unique households served by RENT, 58% reported income below 30% of the Area Median Income. While only 10,746 applications were funded, this leaves an approximate gap of 25,992 applications that did not receive rental assistance. The gap between applications and



unique households supported clearly indicates that the demand for rental assistance and support services is greater than the level of support available funded than the City.

Here is additional data that points to the need for additional services for this population:

- In 2020, the City of Austin's Strategic Direction 2023 plan created an outcome measure to assess the "Number and percentage of residents that are living in an area considered to be a "Complete Community." A complete community is defined as areas that provide amenities, transportation, services, and opportunities that fulfill all residents' material, social, and economic needs. As of 2020, when this measure was first analyzed, only 11% of residents were considered to live in a "Complete Community." This indicates that individuals/households may not have access to the infrastructure and services to ensure they remain stable.
- 2-1-1 Texas, a program of the Texas Health and Human Services Commission, is an information center accessible through the internet or phone designed to connect individuals to basic needs assistance such as food, housing, childcare, or emergency services such as shelter or rental assistance. From May 2020 to May 2021, 2-1-1 received 147,585 requests from households in Travis County, of which 32% requested Housing and Shelter assistance. Of those, 56% requested rental assistance.
- HUD's System Performance Measures as mandated by the McKinney Vento Homeless Assistance act requires communities to assess the number of individuals who have experienced homelessness for the first time within the last 24 months of system assessment. Between 2015 - 2019, an average of 3,343 persons experienced homelessness for the first time within the community. This data point illustrates that there is a lack of support systems and services for households and individuals At Risk of Homelessness. Though the average number of people experiencing homelessness for the first time was lower for 2020 and 2021 (2,636), this decrease can be attributed to the local eviction moratoriums and COVID specific emergency rental assistance available in the community. Given that the eviction moratorium has expired, we expect the number of individuals experiencing homelessness for the first time to increase.

**Identify any gaps within the current shelter and housing inventory as well as the service delivery system:**

*Shelter Inventory*

The need for emergency shelter beds in Austin is particularly acute. As noted in Table 1, there are currently only 919 shelter beds available in Austin for the 4,022 people experiencing homelessness, leaving a gap of 3,103 shelter beds. The need for shelter beds was heightened in 2021, when Austin voters approved Proposition B making it a criminal offense for anyone to sit, lie down, or camp in public areas and the Texas State Legislature passed HB 1925 in September 2021, which created a statewide camping prohibition. Both of these laws have compounded the need for additional emergency shelters for people experiencing homelessness. The current inventory of shelter beds are rarely vacant and, therefore, with these two new laws in place, people experiencing unsheltered homelessness have nowhere to go. An increase in emergency shelter units is necessary to reduce the number of individuals experiencing unsheltered homelessness, especially in light of the State ban on camping which creates criminal offenses for individuals experiencing unsheltered homelessness.

The three-year Finding Home ATX Initiative, described earlier in the proposal, has prioritized investments to develop more affordable housing units and increase the capacity of permanent housing programs, specifically, Permanent Supportive Housing and Rapid Rehousing. Increased capacity developed by this Initiative will help accelerate the pathways and decrease the time by which an individual experiencing homelessness is connected to housing. However, these investments will take time to materialize, as the majority of new affordable housing units will be in a position to start housing people until 2024; leaving a short-term gap in both temporary and permanent housing options for populations experiencing homelessness.

### *Housing Inventory*

The need for additional housing units in Austin is significant.

The demand for housing units among individuals experiencing homelessness was 2,965 greater than the supply of available housing units<sup>1</sup> during the last 10 days in January 2022. Austin ECHO estimates there were approximately 3,247 people experiencing homelessness in during this duration, and, according to the [2022 Austin ECHO Needs and Gaps Report](#), “there are a total of 3,077 beds for people experiencing homelessness through Rapid Rehousing (RRH) and Permanent Supportive Housing (PSH) programs in Austin.” However, the vast majority of the PSH and RRH beds are occupied and not available for move-in. During this timeframe, PSH projects reported being at 81% capacity, meaning there were approximately 282 available beds to fill. RRH projects reported being at 100% capacity, meaning that they had no current openings and new enrollments would occur as clients exited the program. Therefore, the vast majority of the 3,247 individuals experiencing homelessness in Austin during the last 10 days in January of 2022 did not have timely access to housing to help them stabilize and end their homelessness. This point was made in the [2022 Needs and Gaps Report](#): “Even though the total amount of housing units (project “beds”) programmatically available to permanently house people has increased since 2020, the Austin / Travis County geographic area’s housing market does not have a sufficient amount of affordable housing units for program participants to rent. In other words, an available slot in a permanent housing project does not mean there is an available or accessible affordable unit in Austin / Travis County for that client to rent due to the tight and increasingly unaffordable rental market as well as discrimination faced by people exiting homelessness.” As noted earlier, the Finding Home ATX initiative, which aims to build 1,300 new affordable housing units and add new units through the rental market, will help close this gap but the need for more housing will persist after the three-year initiative.

There is also a need for more affordable housing for households earning 50% or below the Area Median Income (AMI). While there are 80,704 households at or below 50% AMI, there are only approximately 20,890 units available in Austin that are affordable for people at this income level, leaving a gap of 59,814 units.

---

<sup>1</sup> This demand for housing units through the Homelessness Response System does not distinguish between Permanent Supportive Housing or Rapid Rehousing needs.

### *Service Delivery System*

The Service Delivery System in Austin has become more integrated in the last few years to support not only individuals experiencing homelessness, but also individuals that are at risk of homelessness and unstably housed. However, because the service delivery system is funded through a variety of public and private sources, all of which have different eligibility and programmatic criteria, gaps remain in the system. Additionally, Austin is beginning to build a more robust set of prevention programs, spurred in large part by federal emergency and stimulus funds. However, continued investments in prevention are needed to ensure people have the support they need to thrive.

As noted in Table 1, there are 2,616 emergency shelters, transitional housing, and Permanent Supportive Housing beds (not including 1,570 rapid-rehousing year-round beds reported in the [2022 Needs and Gaps](#) report) within Travis County for individuals experiencing homelessness and/or fleeing domestic violence across. These projects all include support services, such as access to housing stability case management, housing search and location services, connection and access to basic needs and mainstream benefits, and connection to behavioral health care services provided in accordance with Housing First service delivery philosophy and trauma-informed care best practices, in order to quickly stabilize an individual/household experiencing homelessness. These services are necessary to assist individuals, especially individuals with complex trauma due to extensive histories of experiencing homelessness, in obtaining and maintaining housing. The data tells us these services are effective. Since 2019, individuals/households that received these services have returned to homelessness at a rate of only 16.9% across all housing services interventions.

The \$515 million Finding Home ATX Initiative is supporting a significant expansion of Austin's homeless permanent housing programs. Over the next three years, the plan calls for \$56 million to be invested in Permanent Supportive Housing and another \$85 million invested in Rapid Rehousing. This level of investment will significantly increase the capacity of Austin's permanent housing support services and, when coupled with new affordable housing developments and units acquired in the rental market, will help house and stabilize 3,000 individuals. The challenge and gap Austin faces is identifying funds to provide support services for the unsheltered population not engaged in permanent housing programs and directing more support services toward prevention to support the populations that are unstably housed and At Risk of Homelessness.

**Under Section IV.4.2.ii.G of the HOME-ARP Notice, a PJ may provide additional characteristics associated with instability and increased risk of homelessness in their HOME-ARP allocation plan. These characteristics will further refine the definition of "other populations" that are "At Greatest Risk of Housing Instability," as established in the HOME-ARP Notice. If including these characteristics, identify them here:**

The City of Austin does not suggest expanding the program eligibility beyond the populations noted above and those at greatest risk of housing instability (under 30% AMI and severely cost-burdened) as provided by HUD in CPD Notice 21-10.

**Identify priority needs for qualifying populations:**

Staff from the Housing and Planning Department and Homeless Strategy Division of Austin Public Health met with various organizations to collect feedback on the priority needs of unhoused and housing insecure populations. Additionally, a survey was conducted online to collect feedback on homelessness investment priorities related to the American Rescue Plan Act. This consultation and public engagement is described in detail in Sections I and II of this document.

Based on the feedback received through the consultation and public engagement processes, the following priority needs are identified for populations qualifying to benefit from HOME-ARP:

- Emergency Non-Congregant Shelter options to address immediate unsheltered needs
- Permanent supportive housing for people experiencing homelessness
- Quality affordable housing for low-income residents and voucher holders
- Sustainable funding for supportive services for individuals and families At Risk of Homelessness, Fleeing Domestic Violence, Experiencing Homelessness, or Other Housing Instability
- Rental assistance for people experiencing housing insecurity and people recently moved into housing from homelessness
- Affordable housing and services for people with disabilities earning low income
- Legal services and protections for tenants facing eviction

**Explain how the level of need and gaps in its shelter and housing inventory and service delivery systems based on the data presented in the plan were determined.**

Data on shelter, housing inventory, and service delivery systems were taken from the Housing Inventory Count (HIC). The HIC, which is conducted annually during the last ten days in January at the same timeframe as the Point in Time (PIT) Count and provides a snapshot of the Homelessness Response System's capacity to provide housing and supportive service assistance. The HIC report tallies the number of beds and units available on the night designated for the count by program type and includes beds dedicated to serving persons who are homeless as well as persons in permanent housing projects.

Shelter and housing unit data were compared to estimates of the number of people experiencing homelessness provided by Austin ECHO, which is based on data from the Homelessness Management Information System (HMIS). HMIS captures information from people who have engaged with projects in the Homelessness Response System at some point in time (note: we believe this is a more accurate measure of the number of people that flow through our Homelessness Response System relative to the Point-In-Time (PIT) Count, especially since Austin hasn't conducted a traditional PIT count since January 2020 due to the pandemic.)

When capturing the number of individuals and families experiencing sheltered and unsheltered homelessness, this plan primarily relies on three primary data sources, which each utilize different timeframes when assessing for the size of the population as follows: ECHO Racial Disparities Report reviewing the client population actively engaged in the Homelessness Response System in 2021 for a total of 13,208 individuals, The ECHO Needs and Gaps Report reviewing the last 10 days in January of

2022, for 3,247 individuals, and the ECHO Dashboard from July 2022 with 4,022 individuals. These various data points are necessary to capture the necessary level of analysis from available sources and to demonstrate the growing needs of the population.

The affordable rental housing gap was based on the needs analysis conducted as part of the City of Austin's Consolidated Plan, HousingWorks (a local housing advocacy group) annual report<sup>2</sup>, the City of Austin's Strategic Housing Blueprint, and data from the American Community Survey. Specifically, we compared the number of households under 30% of area median income as reported in the 2020 American Community Survey compared to the number of available income-restricted units as related to the Housing and Plannings Affordable Housing Online Search tool.

The need for support services was based on a number of different variables and datasets. The 2020 TX-503 Needs and Gaps Report, produced by ECHO per the CoC requirements found at 24 CFR 578, analyzed the capacity and systems flow through rates of emergency shelter, rapid rehousing, permanent supportive housing, and other crisis response and housing services for the population experiencing homelessness and those fleeing, or attempting to flee domestic violence. Additionally, the city gathered qualitative data from organizations providing direct services to the qualified population to better understand the service needs and gaps from providers.

To understand the supportive services gap outside of the City's Homelessness Response System (i.e., emergency shelter, rapid rehousing, or permanent supportive housing programs), the City analyzed data of the City's RENT program from May 2020 to July 2021. The city received 36,738 applications for assistance and provided \$77,153,685 in rental assistance to 10,746 unique households.

Additionally, the city also reviewed data on the people experiencing homelessness for the first time. Between 2015 and 2019, an average of 3,343 persons annually experienced homelessness for the first time within the community. This data point illustrates the lack of available social services, especially for households and individuals At Risk of Homelessness, to assist these households with the necessary resources in avoiding eviction or homelessness.

---

<sup>2</sup> HousingWorks annually releases an affordable housing booklet comparing current affordable housing inventory and development against low-income population needs.

## Section IV: HOME-ARP Activities

### **Describe the method(s) that will be used for soliciting applications for funding and/or selecting developers, service providers, subrecipients and/or contractors:**

The Housing and Planning Department (HPD) will coordinate with Austin Public Health (APH) to use HOME-ARP funds to expand the supply of housing and services available for people experiencing homelessness, and low-income residents. HOME-ARP funds may be leveraged with local and private funding sources to support the provision of supportive services and assistance to qualifying populations. HPD and APH will continue working with partners such as the Housing Authority of the City of Austin to assist very low-income households and households at risk of homelessness.

HPD and APH will primarily solicit applications through several Request for Proposals seeking developers or subrecipients. City departments have experience working together to solicit both housing developers and service providers for projects that serve people experiencing homelessness. In a collaboration between APH and the Austin Housing Finance Corporation, the City of Austin has recently completed a solicitation to select a housing developer and a separate service provider to construct and operate a permanent supportive housing facility for individuals experiencing homelessness. The success of that venture will be considered when identifying developers and service providers for the HOME-ARP non-congregate shelter and rental housing projects. Operating costs of HOME-ARP funded non-congregate shelters will be supported through other funding sources.

HOME-ARP funds for supportive services will be awarded to nonprofit organizations or City departments based on the merit of proposals. Applications received as part of the larger American Rescue Plan RFP process may also be considered. The locations of activities will be determined after subrecipients are selected and prioritized.

### **Describe whether the PJ will administer eligible activities directly:**

The City of Austin will utilize HOME-ARP to acquire a facility suitable to serve as a non-congregate shelter. The shelter will operate as an emergency shelter for households experiencing homelessness. Operation and services for the facility will be carried out by a subrecipient identified through solicitation utilizing other funding. The City intends to fund the development of affordable rental housing with HOME-ARP to increase the stock of units available to individuals experiencing homelessness. These funds may be utilized by the City for acquisition or construction, most likely leveraged with other funding to support larger development plans to support qualifying populations.

The City will not administer services provided within these facilities directly but will solicit services from nonprofit organizations through a competitive bid process to identify qualified candidates to provide services.

**If any portion of the PJ's HOME-ARP administrative funds were provided to a subrecipient or contractor prior to HUD's acceptance of the HOME-ARP allocation plan because the subrecipient or**

**contractor is responsible for the administration of the PJ's entire HOME-ARP grant, identify the subrecipient or contractor and describe its role and responsibilities in administering all of the PJ's HOME-ARP program:**

Not applicable.

*PJs must indicate the amount of HOME-ARP funding that is planned for each eligible HOME-ARP activity type and demonstrate that any planned funding for nonprofit organization operating assistance, nonprofit capacity building, and administrative costs is within HOME-ARP limits. The following table may be used to meet this requirement.*

See table below.

<b>Table 10: Uses of HOME-ARP Funding</b>			
	<b>Funding Amount</b>	<b>Percent of the Grant</b>	<b>Statutory Limit</b>
Supportive Services	\$725,064.20		
Acquisition and Development of Non-Congregate Shelters	\$8,000,000.00		
Tenant Based Rental Assistance (TBRA)	\$0.00		
Development of Affordable Rental Housing	\$1,000,000.00		
Non-profit Operating	\$0.00	0%	5%
Non-profit Capacity Building	\$0.00	0%	5%
Administration and Planning	\$1,716,187.80	15%	15%
<b>Total HOME-ARP Allocation</b>	<b>\$11,441,252</b>		

**Describe how the PJ will distribute HOME-ARP funds in accordance with its priority needs identified in its needs assessment and gap analysis:**

The City of Austin has identified necessary investments in Non-Congregate shelter, Affordable Rental Units, and Supportive Service to address the priority needs identified in the needs assessment and gap analysis. The City will allocate \$8,000,000 for Non-Congregate Shelter, \$1,000,000 for Affordable Rental Housing, \$725,064.20 for Supportive Services, and \$1,716,187.80 for administrative and planning uses. The size of these allocations are based on the proportional need in our community.

**Describe how the characteristics of the shelter and housing inventory, service delivery system, and the needs identified in the gap analysis provided a rationale for the plan to fund eligible activities:**

*Non-congregate Shelter: \$8,000,000*

As described in Section III: Needs Assessment and Gaps Analysis, there is an acute and disproportionate need for more emergency shelter for single and family households experiencing homelessness in Austin.

As noted in Table 1, there are currently only 919 shelter beds available in Austin for the 4,022 people experiencing homelessness, leaving a gap of over 3,103 shelter beds. According to ECHO's [Austin/Travis County Homelessness July 2022 Dashboard](#) a disproportionate number of individuals experiencing homelessness are experiencing unsheltered homelessness (76%) as opposed to those residing in shelter spaces (24%).

There are significant human, community, and financial costs of not providing additional emergency shelter options for the current unsheltered population, especially in light of the state and local camping ban ordinances. At the human level, the unsheltered population are routinely and regularly living in places not meant for human habitation, which amplifies the population's already complex medical and behavioral health needs. Additionally, individuals experiencing homelessness that are utilizing emergency shelters are better connected to and more frequently utilize support services, such as accessing healthcare services, acquiring vital documents necessary to sign a lease, and connecting to a housing-focused case manager, that help pave the pathway to permanent housing. The unsheltered population is very unconnected from critical support services; this is especially true now with the camping ban in place, as the unsheltered population is less concentrated downtown, which is where most of the support services organizations are located.

Since the camping bans went in place, the City (and broader community to an extent) is spending an extraordinary amount of time, energy, and financial resources to humanely enforce the law, to help relocate individuals to shelter or permanent housing, to clean up and collect trash from campsites occupied by the unsheltered population, to provide storage accommodations, and to deploy outreach staff to better connect the unsheltered population to services offered with the Homelessness Response System. This work is further complicated by the fact that the camping bans have created a situation whereby the unsheltered homeless population is constantly being displaced from one location to the next. This reality has increased the staffing, coordination, and funding needs to manage the population's needs. The City has recently set up special processes and procedures to coordinate and synchronize actions to support the unsheltered population across 15 City departments.

The citizens of Austin are also frustrated with the perceived lack of progress in assisting people transition from the streets to permanent housing, especially as the population experiencing homelessness is very visible throughout the City. Over the next two to three years, the \$515 million community-driven Finding Home ATX plan will greatly increase the housing inventory and associated support services that will help stabilize the population. However, the outcomes from this Initiative will take time to materialize, leaving a significant need to increase the emergency shelter capacity in the near-term to immediately support the disproportionate number of individuals who are experiencing unsheltered homelessness.

The issues identified here and included in the Needs and Gaps section of the report highlight the necessity of acquiring more shelter capacity. \$8,000,000 in HOME-ARP Non-Congregate shelter will help address the current community need for more emergency shelter beds to assist those experiencing homelessness, especially those experiencing unsheltered homelessness. This investment in the non-



congregate shelter, prior to conversion to affordable housing, will complement the \$515 million Finding Home ATX Initiative (and the City's \$200 million investment toward this plan) that focuses on building our community's permanent housing capacity. Furthermore, the HOME-ARP allowability for non-congregate shelters conversion to affordable housing will enable the community to address the immediate crisis while allowing the eventual conversion to Permanent Support Housing units. This approach allows the City to meet our immediate crisis for more emergency shelter, while also supporting our community's long-term strategy to end homelessness by having an adequate supply of affordable housing units that are paired with support services.

Supportive services to participants of these non-congregant shelter units will be provided through City of Austin General Funding, Emergency Solutions Grant funding, or other identified funding sources, not HOME ARP funding.

*Affordable Rental Housing for People Experiencing Homelessness: \$1,000,000*

As noted in the Needs and Gap section, the demand for housing units among individuals experiencing homelessness is 2,965 greater than the supply of available housing units. The Finding Home ATX will help our community take a giant step forward to closing the affordable housing gap for people experiencing homelessness. The Initiative will support the development of 1,300 new affordable housing units and acquire additional rental units for Rapid Rehousing projects. The City has made good progress to date. There are currently 1,000 units of affordable housing in the development pipeline, but we are short of our goal by 300.

The HOME-ARP allocation of \$1,000,000 will help address the need for additional affordable housing as described here and, in the Needs, and Gaps section of this plan. Given the resources the Finding Home ATX Initiative is raising to build 1,300 affordable housing units, there is an opportunity to cost-effectively leverage the HOME-ARP funds to achieve the Initiative's affordable housing goals. The City plans to leverage the \$1,000,000 in HOME-ARP funds to fill funding gaps in one of the many affordable housing development projects already in the pipeline, which will accelerate the timeline for which these units are ready for occupancy.

For example, the HOME-ARP allocation could accelerate the closing of one of the seven affordable housing development projects that are part of the Travis County Supportive Housing Collaborative. Travis County has allocated \$110 million of American Rescue Plan Act funding to this Collaborative, which plans to develop nearly 2,900 affordable housing units, of which approximately 1,100 will be dedicated to individuals experiencing homelessness. Travis County's \$110 million allocation will not fully fund the seven projects the Collaborative is developing, and there is need for additional capital to ensure project completion. Given the City's priority on homelessness, the City has a vested interest in supporting the Collaborative projects that will build affordable housing for people experiencing homelessness. This is one example of how the HOME-ARP affordable rental housing funding could be leveraged to ensure sufficient resources are identified to ensure project completion.

*Supportive Services for People Experiencing Homelessness and Housing Instability: \$725,064*

The service delivery system in Austin has become more integrated in the last few years - both in terms of service coordination and the populations receiving support. However, because the service delivery system is funded through a variety of public and private sources, all of which have different eligibility and programmatic criteria, gaps in the system remain. Austin is also just beginning to build a more robust set of prevention programs, spurred in large part by federal emergency and stimulus funds. However, continued investments in prevention are needed to ensure people have the support they need to thrive.

The \$515 million Finding Home ATX Initiative is supporting a significant expansion of Austin's permanent housing programs for people experiencing homelessness. Over the next three years, the plan calls for \$56 million to be invested in Permanent Supportive Housing and another \$85 million invested in Rapid Rehousing. This level of investment will significantly increase the capacity of Austin's permanent housing support services and, when coupled with new affordable housing developments and units acquired in the rental market, will help house and stabilize 3,000 unsheltered individuals.

With the Finding Home ATX Initiative focusing on permanent housing programs (i.e. wrap around support services attached to housing) for individuals experiencing homelessness, Austin faces a support services funding gap for (a) the unsheltered population not engaged in permanent housing programs and (b) populations that are unstably housed and At Risk of Homelessness.

The magnitude of need for the unstably housed and At Risk of Homelessness populations is evident based on data from the City's RENT Program. The Program received 36,738 applications for assistance but was only able to help 10,746 unique households, leaving over 29,000 households unserved (note: not all of the applicants that applied were eligible for RENT). Furthermore, data from the Eviction Lab indicates that the average number of monthly evictions were 32% higher, relative to the historical average, after Austin's eviction moratorium expired in March 2022. We believe this trend will continue given the sharp rise in the rental housing market, warranting additional support in order to help people maintain stable housing.

Additionally, reviewing the First Time Experiencing Homelessness System Performance Measure provided another important data point. Between 2015 and 2019, an average of 3,343 persons experienced homelessness annually for the first time within the community. This data point illustrates the need for additional social services, especially for households and individuals At Risk of Homelessness, to assist these households to maintain housing stability.

The City of Austin's investments in supportive service projects with HOME-ARP funds will provide needed support to all qualifying populations to help them retain their housing and/or eliminate housing barriers through programs such as rental assistance, utility assistance, landlord mediation, rental or utility debt assistance and negotiation, tenants' rights education, and housing search or location services.

## **HOME-ARP Production Housing Goals**

### **Estimate the number of affordable rental housing units for qualifying populations that the PJ will produce or support with its HOME-ARP allocation:**

Through the above allocations, the City of Austin plans to develop between 28-35 affordable rental housing units limited to serving households experiencing homelessness exclusively through HOME-ARP investments. Based on the HOME-ARP Housing Production Goal Calculation Worksheet, the City will be able to develop 28 rental housing units, after accounting for ongoing operating costs or operating cost assistance reserves, with an \$8.0 million investment in non-congregate shelter for eventual conversion to rental housing and \$1 million direct investment in rental housing, assuming that each unit of affordable housing will cost \$225,000 to develop. However, our intent is to leverage HOME-ARP with funds with other funding sources to maximize unit creation and, therefore, have included a range for our production goals.

### **Describe the specific affordable rental housing production goal that the PJ hopes to achieve and describe how it will address the PJ's priority needs:**

As described in the proposal earlier, the community's Finding Home ATX Initiative has an explicit goal of developing 1,300 affordable housing rental units to move our system to the eventual goal of getting too functional zero. To date, funds have been secured and the development process has been initiated for approximately 1,000 units. The HOME-ARP investments will help our community move closer toward the goal of bringing 1,300 units online by December 2024.

## Section V: Preferences

**Identify whether the PJ intends to give preference to one or more qualifying populations or a subpopulation within one or more qualifying populations for any eligible activity or project:**

*Non-Congregate Shelter:* The City of Austin will apply an eligibility limitation to households, both single member or multi-member households, experiencing homelessness (QP1).

- Prioritization within the limitation: households experiencing homelessness specifically individuals or families who lack a fixed, regular, and adequate nighttime residence, will be prioritized for Non-Congregate Shelter access.

*Rental Housing Units created through Non-Congregate Shelter Conversion:* The City of Austin will apply an eligibility limitation to individuals and households experiencing homelessness (QP1) and Fleeing or Attempting to Flee, Domestic Violence, Dating Violence, Sexual Assault, Stalking, or Human Trafficking (QP3).

Prioritization: Households experiencing homelessness and/or Fleeing, or Attempting to Flee, Domestic Violence, Dating Violence, Sexual Assault, Stalking, or Human Trafficking will be prioritized for access to vacant units through the local Coordinated Entry System. Households are prioritized for interventions by participant choice and Austin Prioritization Index assessment score. The Austin Prioritization Index is the local needs and vulnerability assessment tool which produces a numerical score, between 1 - 21, as a quantifier of a household's needs and vulnerability. This prioritization is utilized to ensure resources and units are prioritized for households of greatest need at the time of resource availability. Households Fleeing, or Attempting to Flee, Domestic Violence, Dating Violence, Sexual Assault, Stalking, or Human Trafficking are able to access the local Coordinated Entry System anonymously or directly, depending on households preference, and are prioritized alongside other CE participants. Coordinated Entry prioritizes individuals in accordance with 24 CFR 578, CPD-Notice-16-11, and CPD-Notice-17-01.

*Development of Affordable Rental Housing:* The City of Austin will apply an eligibility limitation to individuals and households experiencing homelessness (QP1) and Fleeing or Attempting to Flee, Domestic Violence, Dating Violence, Sexual Assault, Stalking, or Human Trafficking (QP3) as defined by HUD in Notice CPD-21-10.

- Prioritization: Households experiencing homelessness and/or Fleeing, or Attempting to Flee, Domestic Violence, Dating Violence, Sexual Assault, Stalking, or Human Trafficking will be prioritized for access to vacant units through the local Coordinated Entry System. Households are prioritized for interventions by participant choice and Austin Prioritization Index assessment score. The Austin Prioritization Index is the local needs and vulnerability assessment tool which produces a numerical score, between 1 - 21, as a quantifier of a household's needs and vulnerability. This prioritization is utilized to ensure resources and units are prioritized for households of greatest need at the time of resource availability. to services and units as these resources communicate vacancies. Households Fleeing, or Attempting to Flee, Domestic

Violence, Dating Violence, Sexual Assault, Stalking, or Human Trafficking are able to access the local Coordinated Entry System anonymously or directly, depending on households preference, and are prioritized alongside other CE participants. Coordinated Entry prioritizes individuals in accordance with 24 CFR 578, CPD-Notice-16-11, and CPD-Notice-17-01.

*Supportive Services:* The City of Austin will ensure equal access to all Qualifying Populations for services and there will be no preferences within any Qualifying Populations.

The City of Austin will comply with all applicable fair housing, civil rights, and nondiscrimination requirements, including but not limited to these requirements listed in 24 CFR 5.105(a) including the Equal Access Rule.

**If a preference was identified, explain how the use of a preference or method of prioritization will address the unmet need or gap in benefits and services received by individuals and families in the qualifying population or category of qualifying population, consistent with the PJ's needs assessment and gap analysis:**

Consistent with the content of the Needs and Gaps Section, the City believes that the limitations (and methods of prioritization) will address the most pressing unmet needs in our community.

*Non-Congregate Shelter, Rationale for applying an eligibility limitation to QP1:* In order to address the large number of individuals experiencing unsheltered homelessness within the City of Austin (identified in the Needs and Gaps Section as 3,047 unsheltered to 975 sheltered), it is paramount to ensure that these critical life-saving resources are prioritized for households currently living in places not meant for habitation. Limiting access to non-congregate shelter to households experiencing homelessness will reduce the number of people living on the street; will help connect the households to housing-focused services available in shelter and to support services in the homelessness response system; and will reduce the cumulative length of time an individual experiences homelessness.

*Affordable Rental Housing and Rental Housing Units created through Non-Congregate Shelter Conversion; Rationale for applying an eligibility limitation to QP1 and QP3:* Applying the limitation and prioritization described in the previous question will address the identified housing inventory and services delivery gap identified in Section III. Specifically, there are 2,965 people experiencing homelessness that do not have access to an affordable rental unit due to supply-side constraints. Furthermore, the proposed approach will ensure equal access to housing units for households experiencing homelessness and fleeing domestic violence, and the prioritization of housing and service resources will be vulnerability based as determined by the community's adopted assessment tool.

*Supportive Services; Rationale for NOT applying a limitation or preference and, therefore, providing equal access to all Qualifying Populations:* There is a clear gap in social services for all qualifying populations. The supportive service projects will serve all qualifying populations to increase the housing stability of participants. As illustrated through the Needs and Gaps section, Austinites who fall within the different QPs face significant barriers to maintaining their housing through evictions, unpaid utility or

rental debt, legal proceedings related to loss of housing, or other factors that would either result in or prolong an experience of homelessness.

**If a preference was identified, describe how the PJ will use HOME-ARP funds to address the unmet needs or gaps in benefits and services of the other qualifying populations that are not included in the preference:**

The City had determined that a limitation on access for non-congregate shelter and rental housing is necessary to address the acute unmet needs and gaps in benefits and services for those experiencing homelessness, especially unsheltered homelessness.

In order to ensure that other qualifying populations not-included in the limitation for non-congregate shelter and rental housing benefit from HOME-ARP funding, specifically individuals and families At Risk of Homelessness (QP2) or Other populations who do not qualify under any of the populations above but meet one of the following criteria: (A) Other Families Requiring Services or Housing Assistance to Prevent Homelessness or (B) those At Greatest Risk of Housing Instability (QP4), the city of Austin will invest HOME-ARP supportive services funding to assist all Qualifying population to address housing instability, maintain permanent housing, and/or eliminate barriers to housing.

As stated in the HOME-ARP Policy Brief: Preferences, Methods of Prioritization, and Limitations, "Because a PJ may not exclude any of the four QPs from access to HOME-ARP assistance in its overall HOME-ARP program, a PJ that imposes a limitation on a HOME-ARP project or activity must fund other HOME-ARP projects or activities that provide access to all other QPs to avoid excluding any of the four QPs from its overall HOME-ARP program, in violation of the HOME-ARP statute." The City's HOME-ARP allocation plan funds supportive services for all qualifying populations to address a gap in housing and tenant stabilization services, fulfilling the requirement that all qualifying populations benefit from HOME-ARP funding.

## Section VI: HOME-ARP Refinancing Guidelines

*If the PJ intends to use HOME-ARP funds to refinance existing debt secured by multifamily rental housing that is being rehabilitated with HOME-ARP funds, the PJ must state its HOME-ARP refinancing guidelines in accordance with 24 CFR 92.206(b). The guidelines must describe the conditions under which the PJ will refinance existing debt for a HOME-ARP rental project, including:*

**Establish a minimum level of rehabilitation per unit or a required ratio between rehabilitation and refinancing to demonstrate that rehabilitation of HOME-ARP rental housing is the primary eligible activity**

The City of Austin does not intend to use HOME-ARP funds to refinance existing debt secured by rental housing being rehabilitated with HOME-ARP funds.

**Require a review of management practices to demonstrate that disinvestment in the property has not occurred; that the long-term needs of the project can be met; and that the feasibility of serving qualified populations for the minimum compliance period can be demonstrated.**

Not applicable, the City of Austin does not intend to use HOME-ARP funds to refinance existing debt secured by rental housing being rehabilitated with HOME-ARP funds.

**State whether the new investment is being made to maintain current affordable units, create additional affordable units, or both.**

Not applicable.

**Specify the required compliance period, whether it is the minimum 15 years or longer.**

Not applicable.

**State that HOME-ARP funds cannot be used to refinance multifamily loans made or insured by any federal program, including CDBG.**

Not applicable.

**Other requirements in the PJ's guidelines, if applicable:**

**Attachment A: Austin Homeless Advisory Council Consumer Survey**

The following ARPA investment priorities survey was distributed to AHAC. Thirteen completed surveys were returned to the Homeless Strategy Division on September 13, 2021.



Table 1

Service Category	AVERAGE RANK, 1 = Highest Priority
Disease Prevention	11.00
Food & Nutrition	2.00
Healthcare Access	4.00
Homeless System Navigation	6.00
Housing	1.00
Hygiene	5.00
Life Skills	7.00
Shelter	3.00
Social Support	8.00
Substance Use Services	9.00
Technology	10.00
Food & Nutrition	AVERAGE RANK, 1 = Highest Priority
SNAP	1.00
Walk-Up Prepared Meals	4.00
Mobile Water Delivery	2.00
Mobile Food Delivery	3.00
Vitamins	5.00
Substance Use Services	AVERAGE RANK, 1 = Highest Priority
Alcohol Sobering Services	1.00
Injection Drug Risk Reduction	4.00
In-Patient Rehabilitation	3 (TIE)
Opioid Replacement Therapy	5.00
Out-Patient Support	2.00
Wound Care	3 (TIE)
Communicable Disease	AVERAGE RANK, 1 = Highest Priority
Hepatitis C Testing, Treatment	3 (TIE)
HIV/AIDS Testing, Treatment	4.00
SARS-2/COVID-19 Vaccination	1.00

	Rank, 1 = Highest Priority	Helper Column (Reverse Rank)
Housing	1	11
Food & Nutrition	2	10
Shelter	3	9
Healthcare Access	4	8
Hygiene	5	7
System Navigation	6	6
Life Skills	7	5
Social Support	8	4
Substance Use Services	9	3
Technology	10	2
Communicable Disease	11	1

Vitamins	5.00	1
Walk-Up Prepared Meals	4.00	2
Food Distribution	3.00	3
Water Distribution	2.00	4
SNAP	1.00	5

Opioid Replacement Therapy	5.00	1
Injection Drug Risk Reduction	4.00	2
In-Patient Services	3	3
Wound Care	3	3
Out-Patient Services	2.00	4
Alcohol Dependency Services	1.00	5

COVID-19 Vaccination	1.00	5
STI Testing, Treatment	2.00	4
Hepatitis C Testing, Treatment	3 (TIE)	3

Routine Vaccinations	3 (TIE)
STI Testing, Treatment	2.00
Tuberculosis Testing, Treatment	5.00
Healthcare Access	AVERAGE RANK, 1 = Highest Priority
Counseling, Therapy	2.00
Medical Equipment	7.00
In-Patient Mental Health Services	6.00
Medical Access Program	1.00
Mobile Medical Services	5.00
Medication Adherence	4.00
Physical Therapy	8.00
Transportation to Appointments	3.00
Hygiene	AVERAGE RANK, 1 = Highest Priority
Hygien Supplies	2.00
Laundry Access	4.00
Portable Bathrooms	3.00
Showers	1.00
Income	AVERAGE RANK, 1 = Highest Priority
Job Application & Resume Assistance	4.00
Job Search	2.00
Job Skills	3.00
Assistance Applying for Public Benefits	1.00
Homeless System Navigation	AVERAGE RANK, 1 = Highest Priority
Drop-In Locations	4.00
ID & Documentation	1.00
Mobile Coordinated Assessment	3.00
Multi-Service Coordination	2.00

Routine Vaccinations	3 (TIE)
HIV/AIDS Testing, Treatment	4.00
Tuberculosis Testing, Treatment	5.00

3  
2  
1

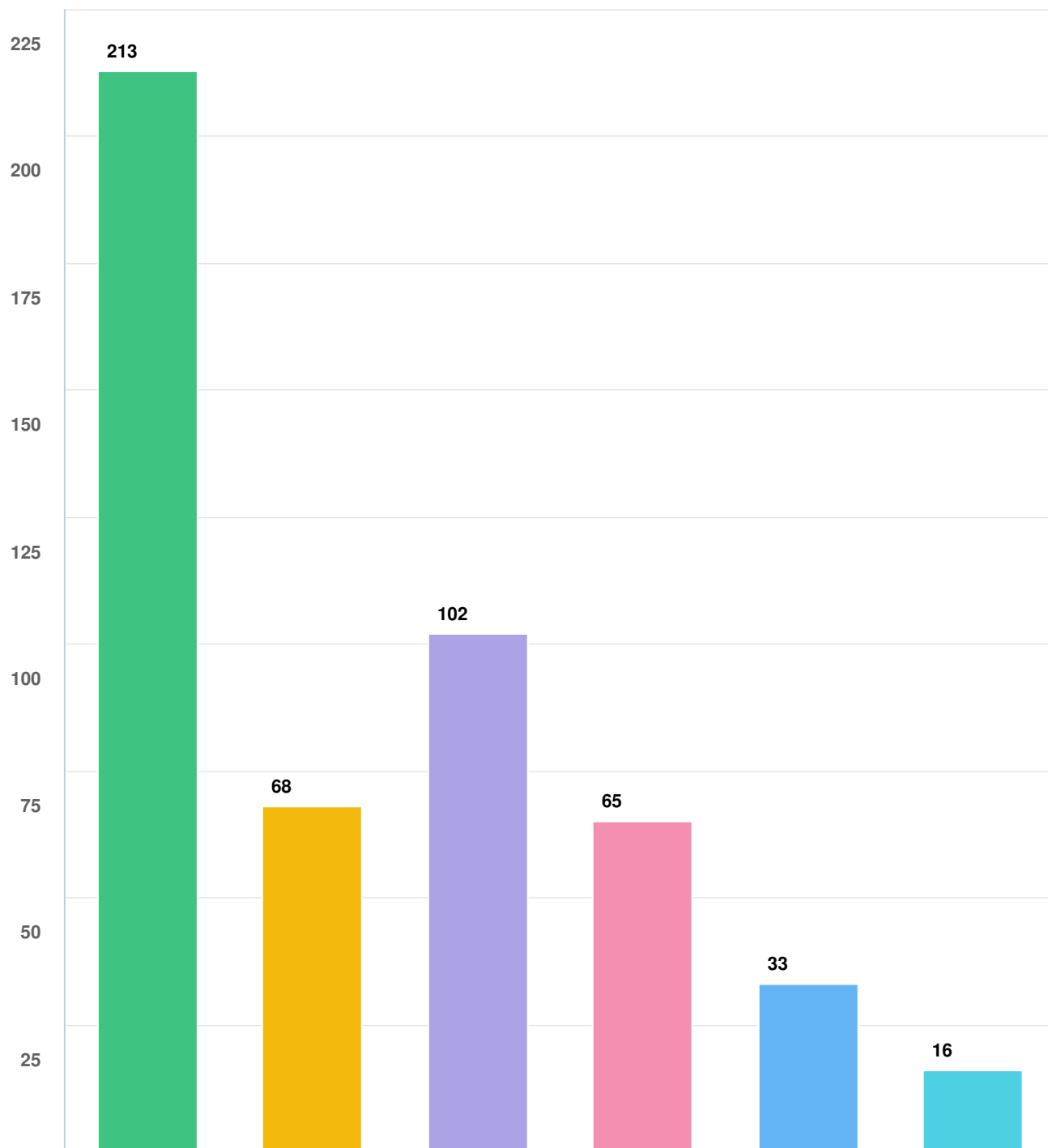
Medical Access Program	1.00
Out-Patient Mental Health	2.00
Medical Transportation	3.00
Medication Adherence	4.00
Mobile Medical Services	5.00
In-Patient Mental Health	6.00
Medical Equipment	7.00
Physical Therapy	8.00

8  
7  
6  
5  
4  
3  
2  
1

<b>Life Skills Training</b>	<b>AVERAGE RANK, 1 = Highest Priority</b>
Cooking & Shopping	4.00
Healthy Relationships	3.00
Good Neighbor & Tenant	5.00
Literacy	1.00
Money Management	2.00
<b>Shelter</b>	<b>AVERAGE RANK, 1 = Highest Priority</b>
Bridge	1.00
Congregate	5.00
Designated Camping	3.00
Non-Congregate	4.00
Micro-Shelter with Hard Walls	2.00
<b>Housing</b>	<b>AVERAGE RANK, 1 = Highest Priority</b>
Deeply Affordable Units	1.00
Eviction Prevention	4.00
Boarding/Group Home	5 (TIE)
Permanent Supportive Units	2.00
Rapid Rehousing Units	5 (TIE)
Temporary Financial Assistance	6.00
Tiny Home Communities	3.00
<b>Technology</b>	<b>AVERAGE RANK, 1 = Highest Priority</b>
Phone Chargers	3.00
Backup Battery	4.00
Computer Access	2.00
Mobile Phones	1.00
<b>Social Support</b>	<b>AVERAGE RANK, 1 = Highest Priority</b>
Faith-Based	3.00
Mentoring	2 (TIE)
Peer Support	2 (TIE)
Support Group	1.00
Volunteering	2 (TIE)

**Attachment B:** ARPA Homelessness Investment Priorities Survey

**Q1** The City of Austin intends to provide regular community and stakeholder updates regarding progress to rehouse individuals experiencing homelessness. How would you like to receive this information?

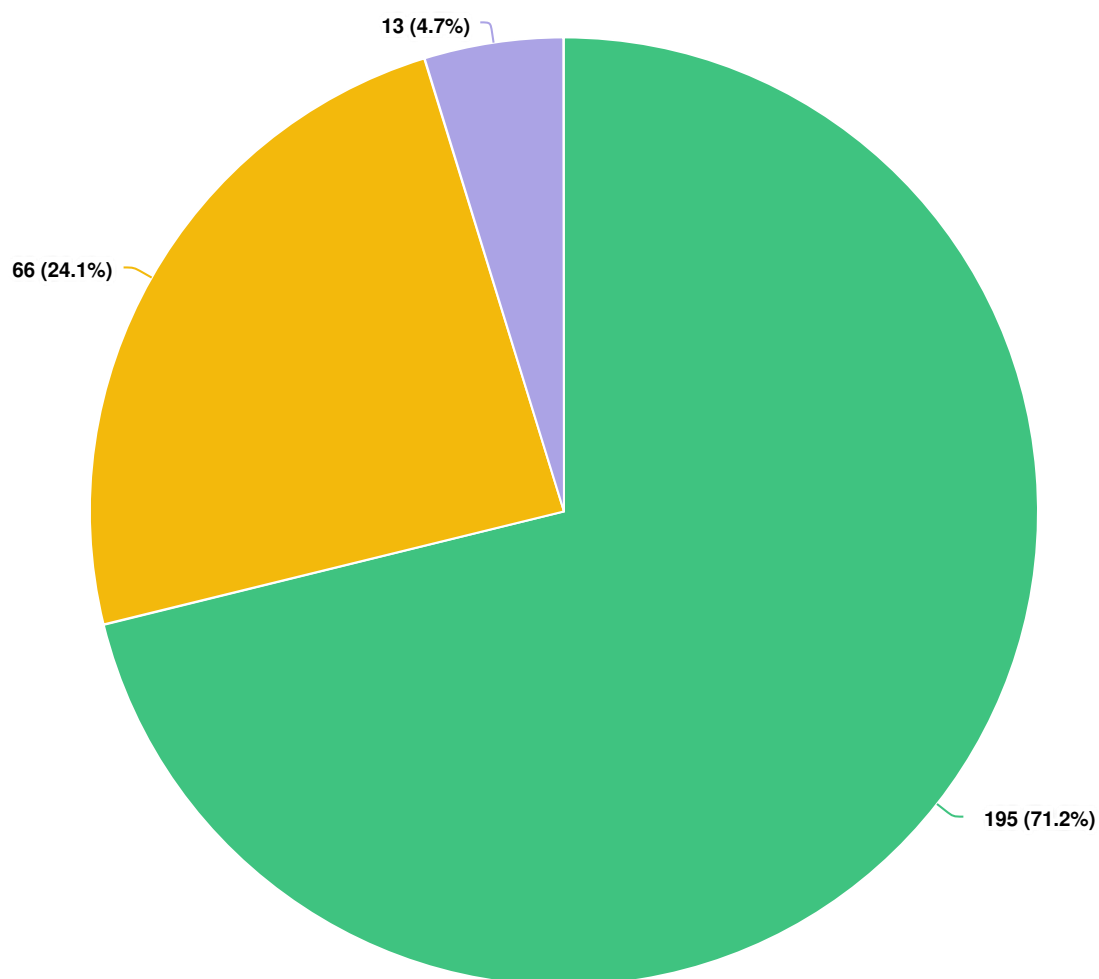


**Question options**

Email Virtual community forums Social media Neighborhood meetings Meetings at houses of worship Other (please specify)

Optional question (272 response(s), 4 skipped)  
Question type: Checkbox Question

**Q3** How frequently would you like to receive progress updates from the City of Austin?



**Question options**

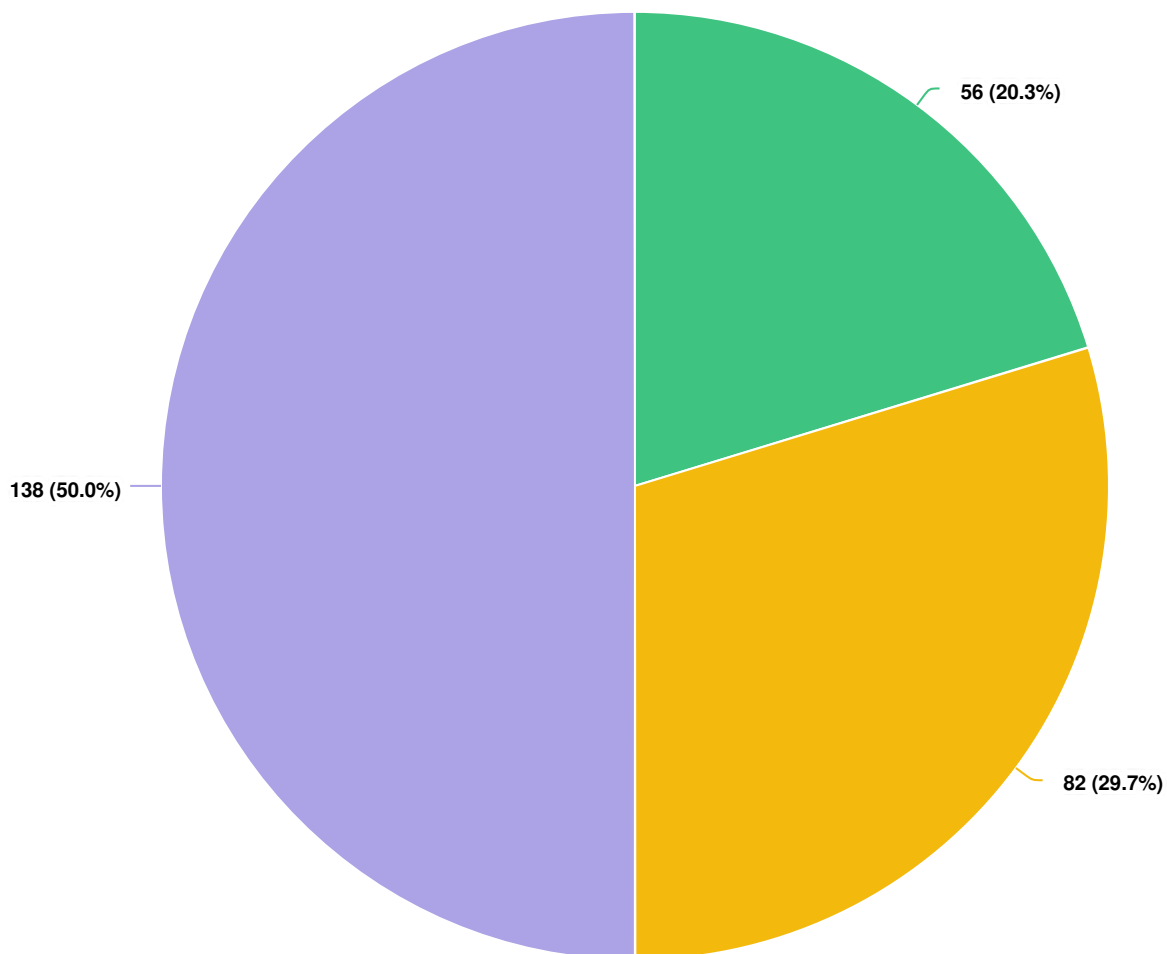
● Monthly ● Quarterly ● Twice per year

*Optional question (274 response(s), 2 skipped)*  
*Question type: Radio Button Question*

**Q6** Shelter is a form of short-term crisis relief for people experiencing homelessness. Shelter offers a place to sleep and provides access to essentials like food, showers, and other basic needs.

Housing is a long term solution to homelessness that resolves an individual's reliance upon short-term shelter and other crisis services.

Thinking about our overall plans for expanding the homelessness response, which option below best reflects your preference for the City of Austin's investments?

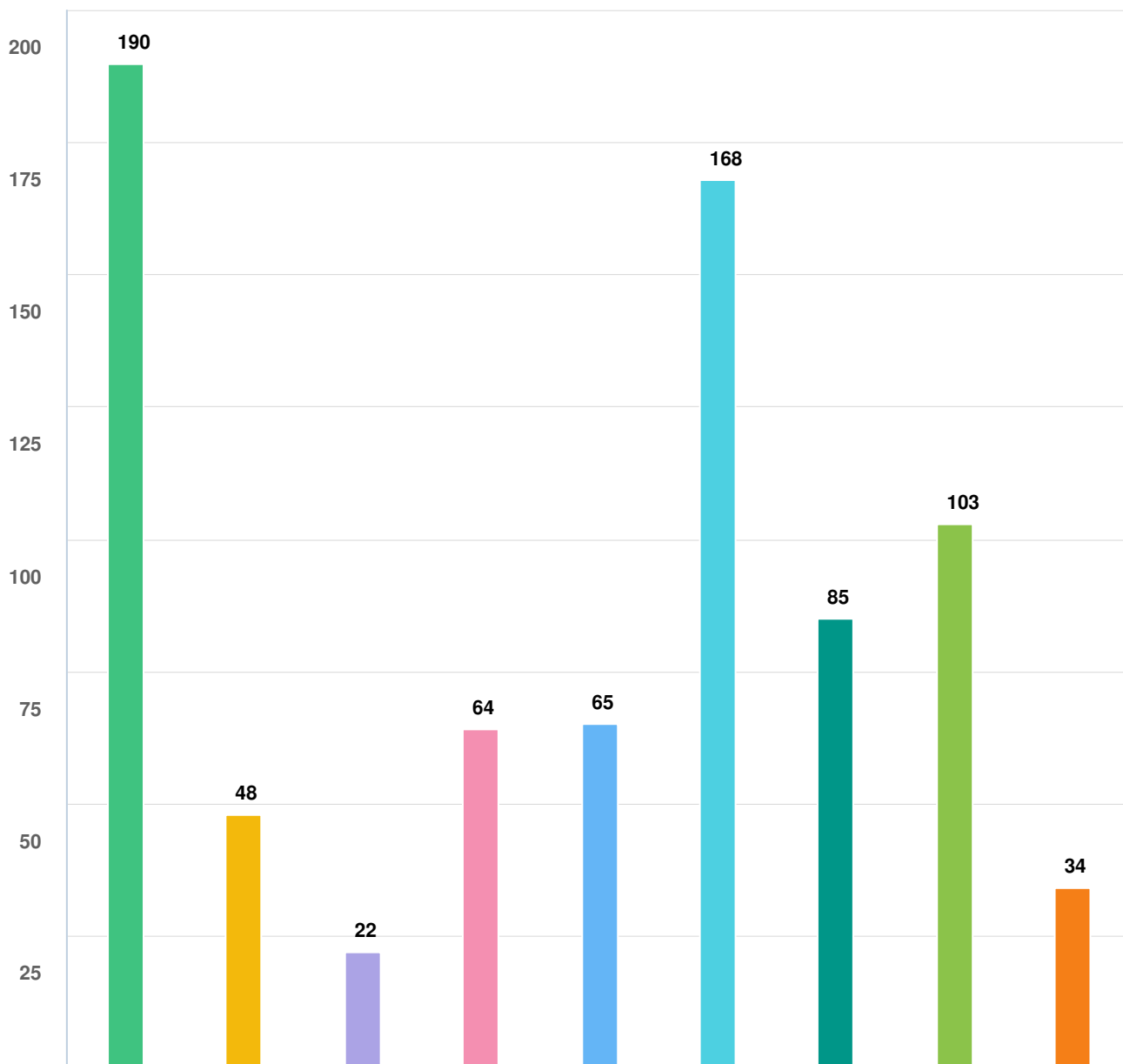


**Question options**

- Investments in short term shelter and crisis services.
- Investments in long term housing and supportive services that help individuals remain housed.
- A balanced approach to investments in both shelter and housing.

Mandatory Question (276 response(s))  
Question type: Radio Button Question

**Q7** Currently most people experiencing homelessness in our community are unsheltered and do not have easy access to resources. How do you think the City should invest its money in crisis services? Indicate your top three priorities.



#### Question options

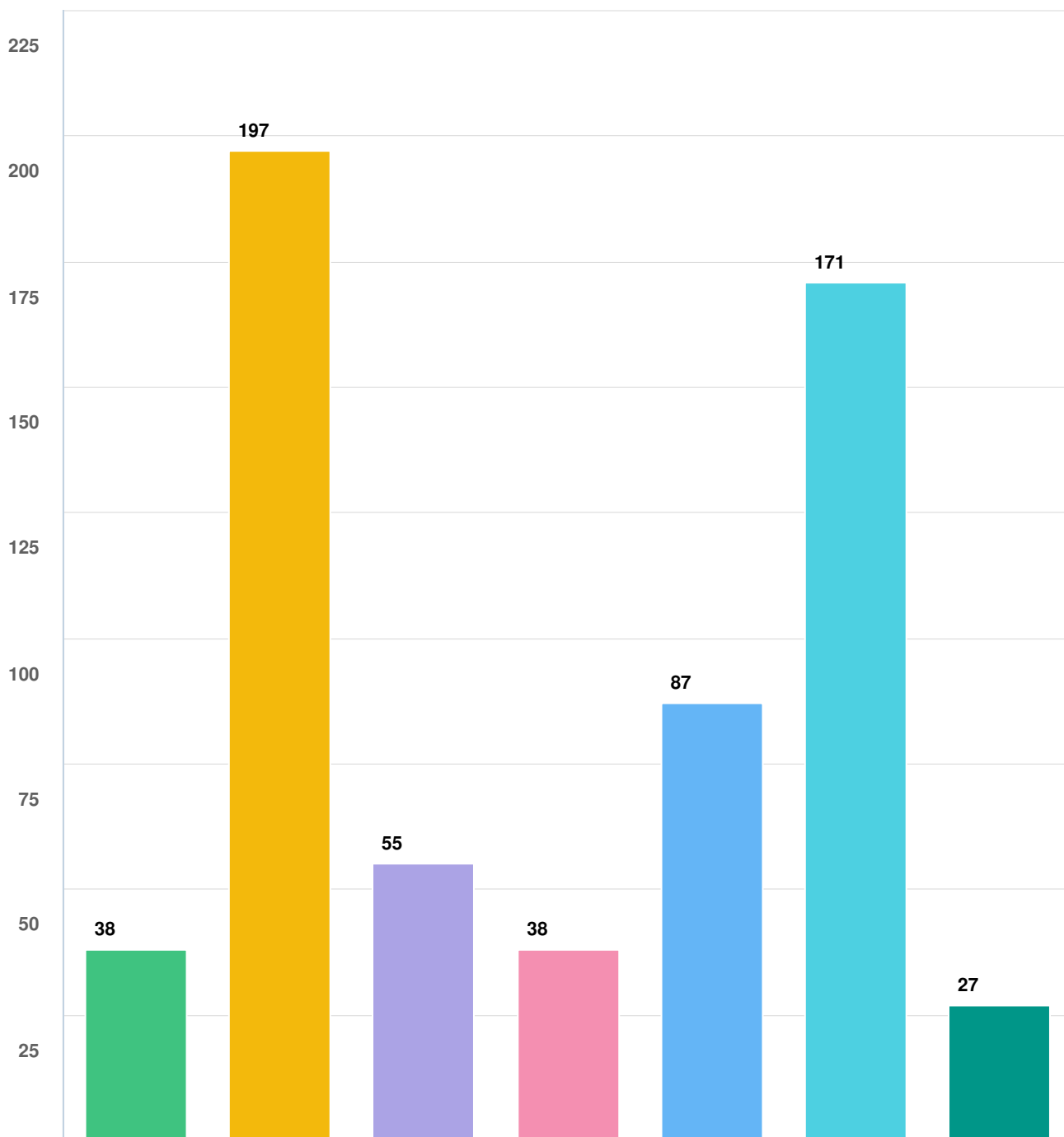
- Shelter (short term place to sleep and bathe while seeking housing and assistance)
- Hygiene (restrooms, showers, laundry, etc.)
- Potable water
- Food (shelf stable, prepared, walk-up)
- Essential health care (health screenings, wound care, vaccinations)
- Essential mental health care (psychiatric, substance abuse disorder treatment, emotional well-being)
- Outreach (wellness checks, housing assessments, referrals, connection to services)
- Help with documentation (replacement of identification cards, Social Security card, a place to receive mail)
- Other (please specify)

Mandatory Question (276 response(s))

Question type: Checkbox Question



**Q8** People are experiencing homelessness across our city. What do you think are the best three location-based strategies for deploying crisis services?



**Question options**

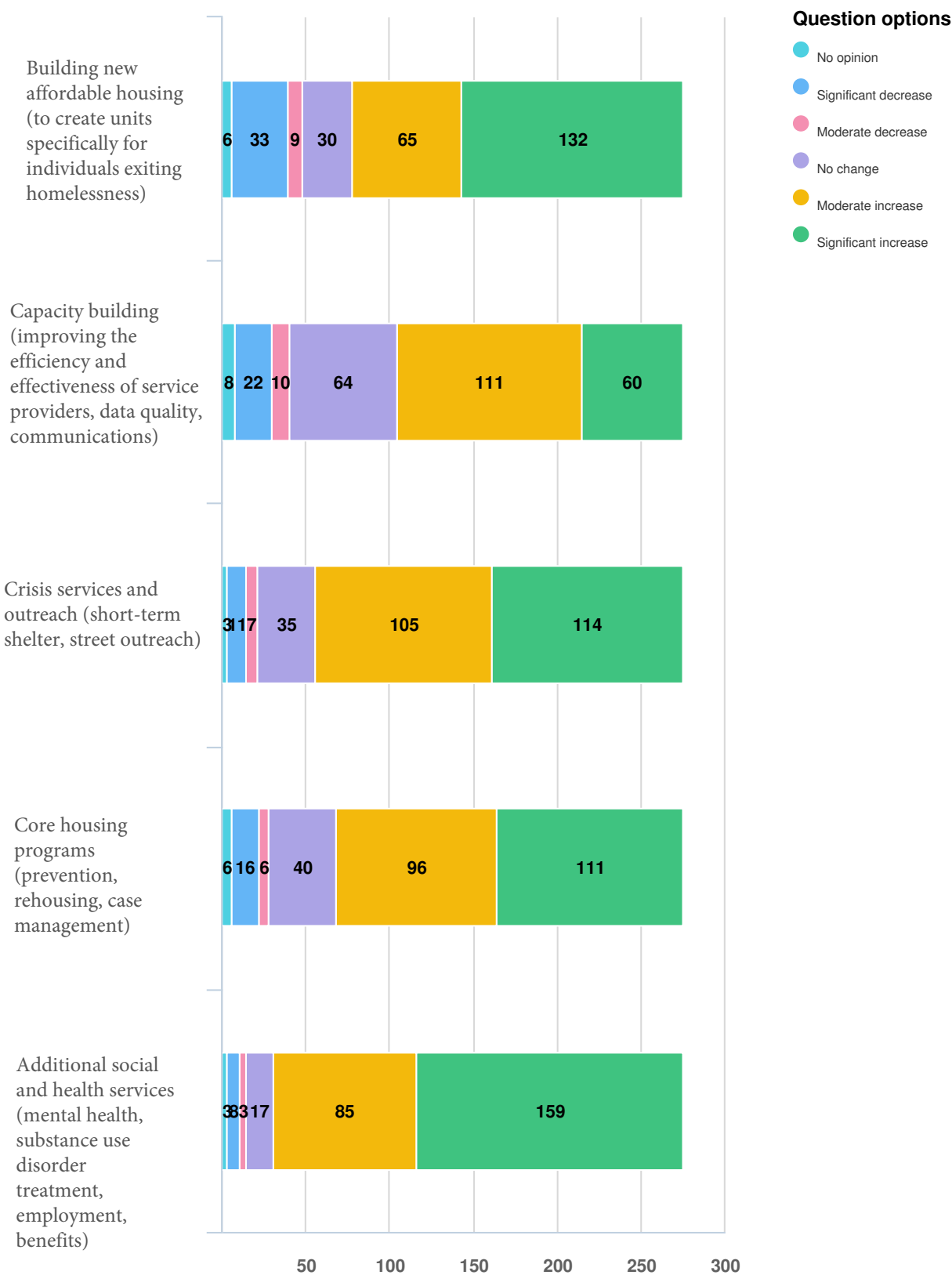
- One single centralized location
 ● Small resource hubs or drop-in locations strategically located throughout the city
- Houses of worship and faith-based organizations
 ● Downtown
 ● One location in each Austin City Council district
- Through mobile teams who meet people where they are
 ● Other (please specify)

Mandatory Question (276 response(s))

Question type: Checkbox Question

**Q9** The City of Austin and its partners have established five priority areas to broaden our efforts and reach our community-wide goal for rehousing 3,000 individuals in the next three years. ARPA investments in the amount of \$106.7 million will help the City and response partners reach this goal.

How would you distribute funding to the five priority areas summarized below?



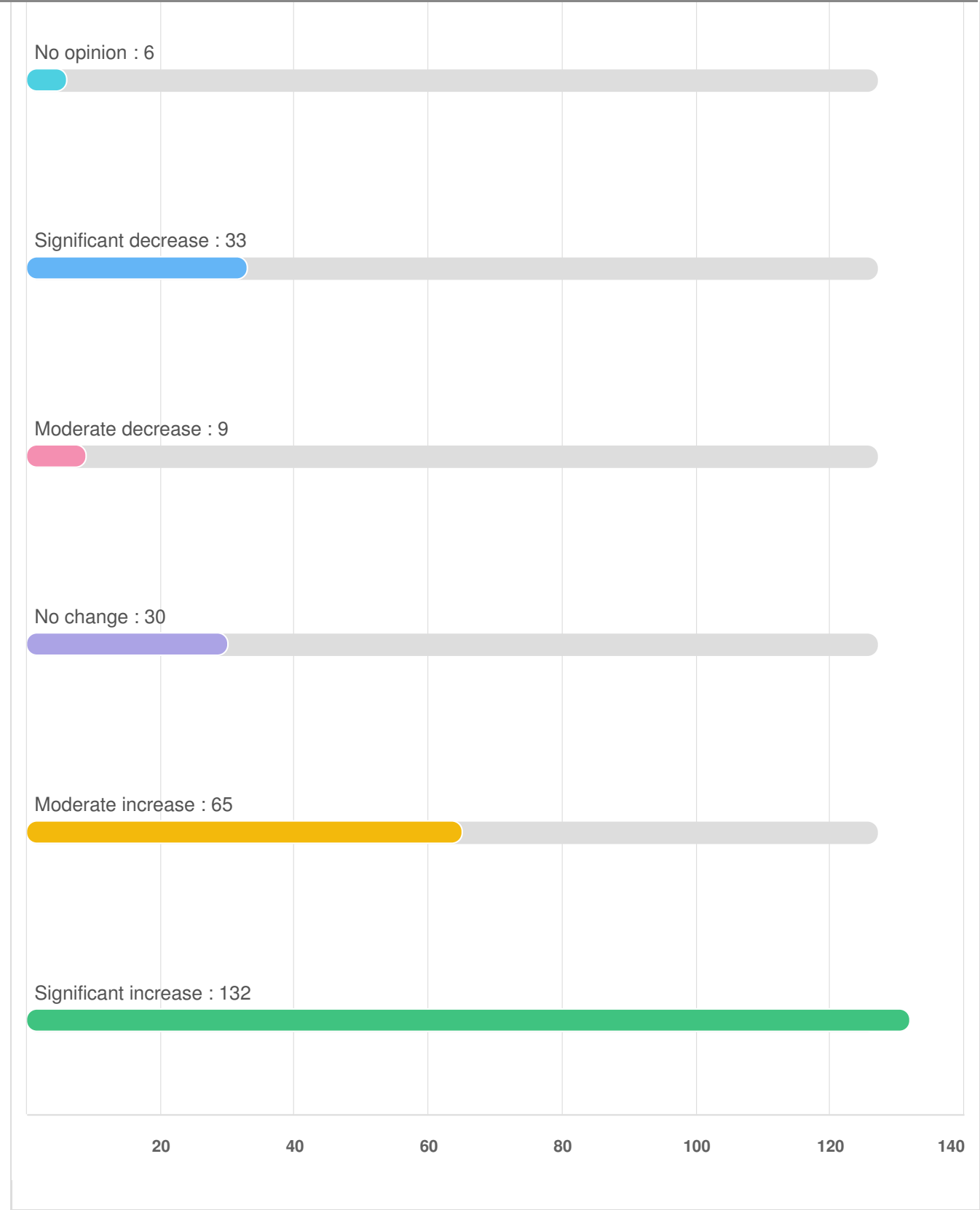
Mandatory Question (275 response(s))

Question type: Likert Question

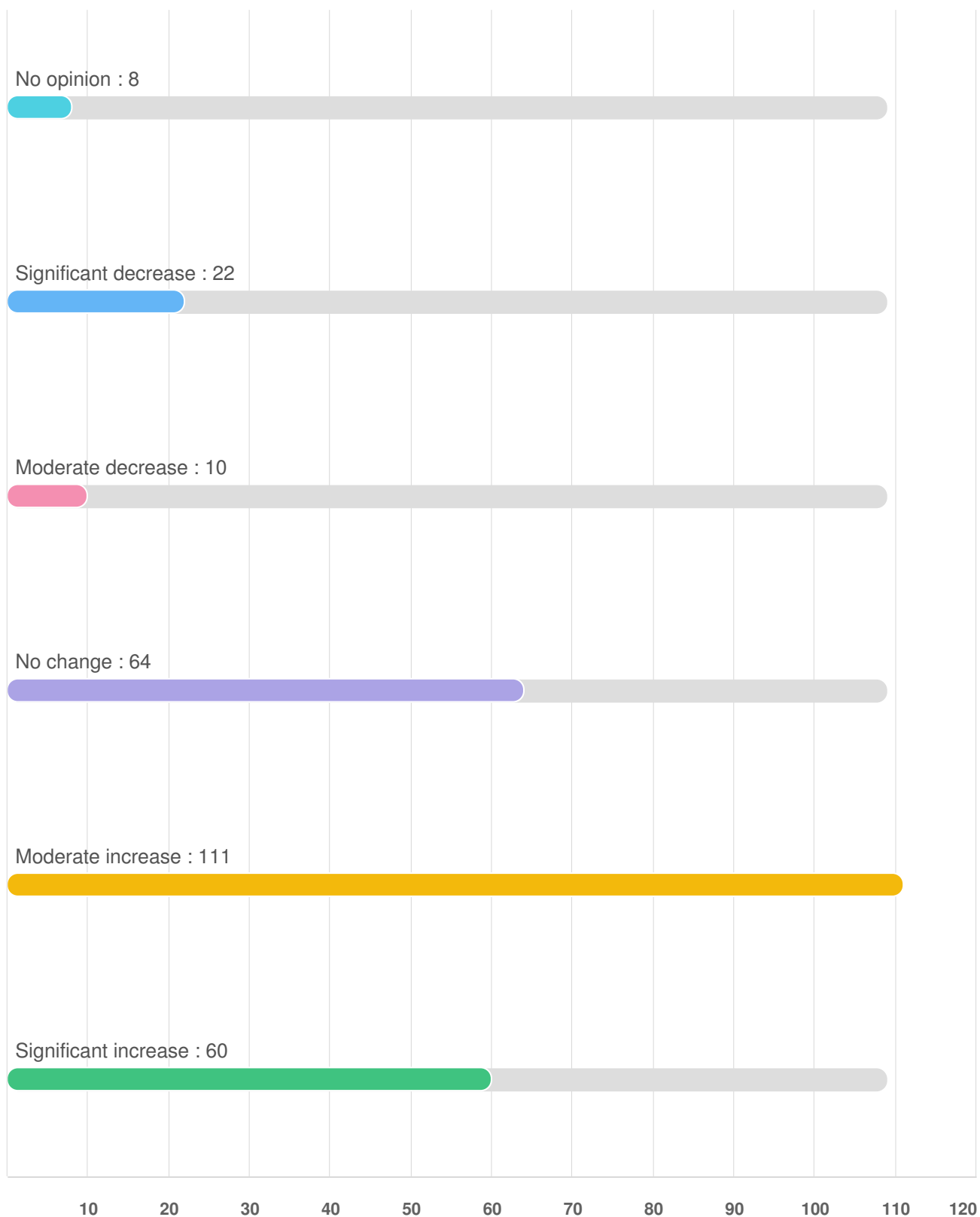
**Q9** | The City of Austin and its partners have established five priority areas to broaden our efforts and reach our community-wide goal for rehousing 3,000 individuals in the next three years. ARPA investments in the amount of \$106.7 million will help the City and response partners reach this goal.

How would you distribute funding to the five priority areas summarized below?

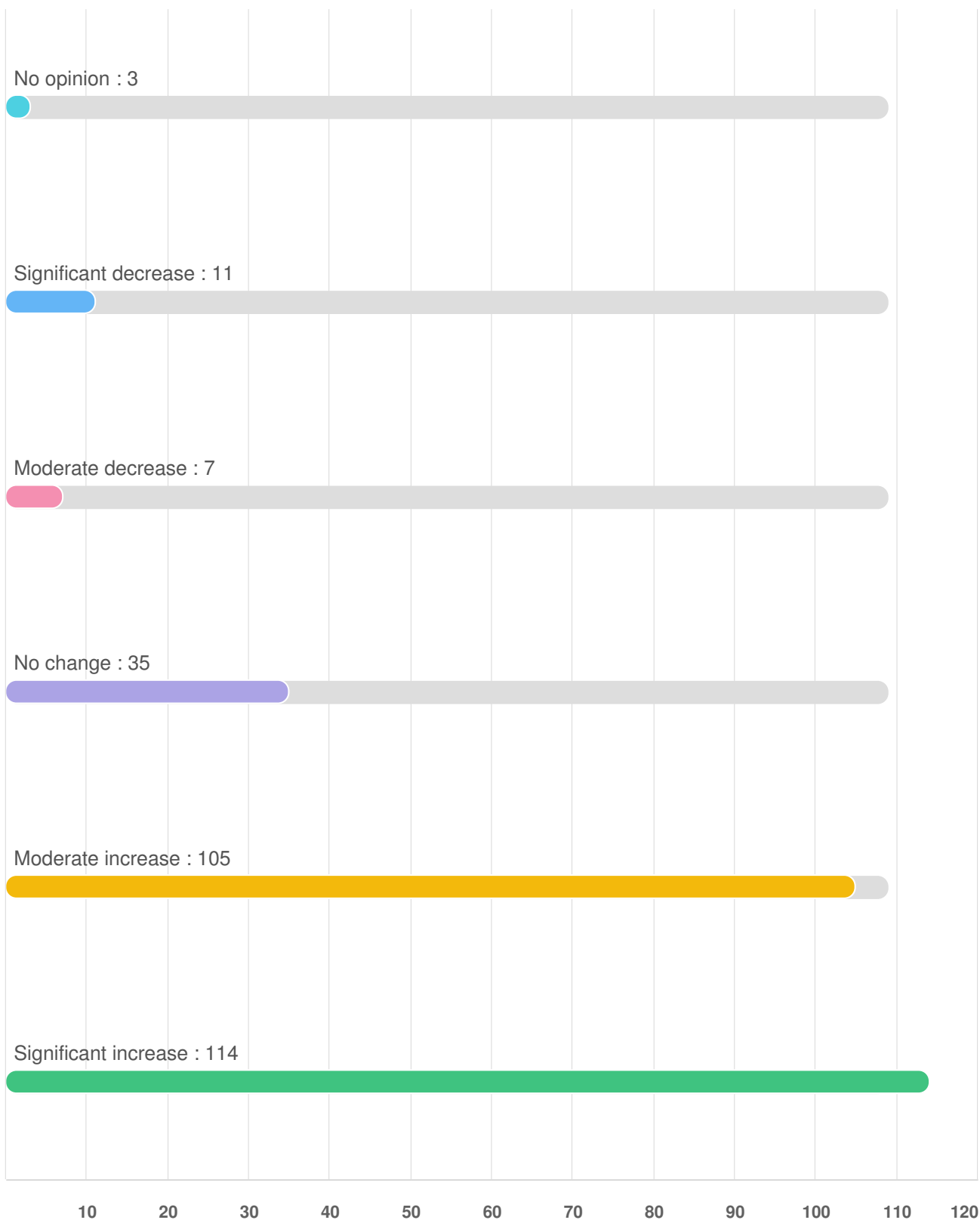
Building new affordable housing (to create units specifically for individuals exiting homelessness)



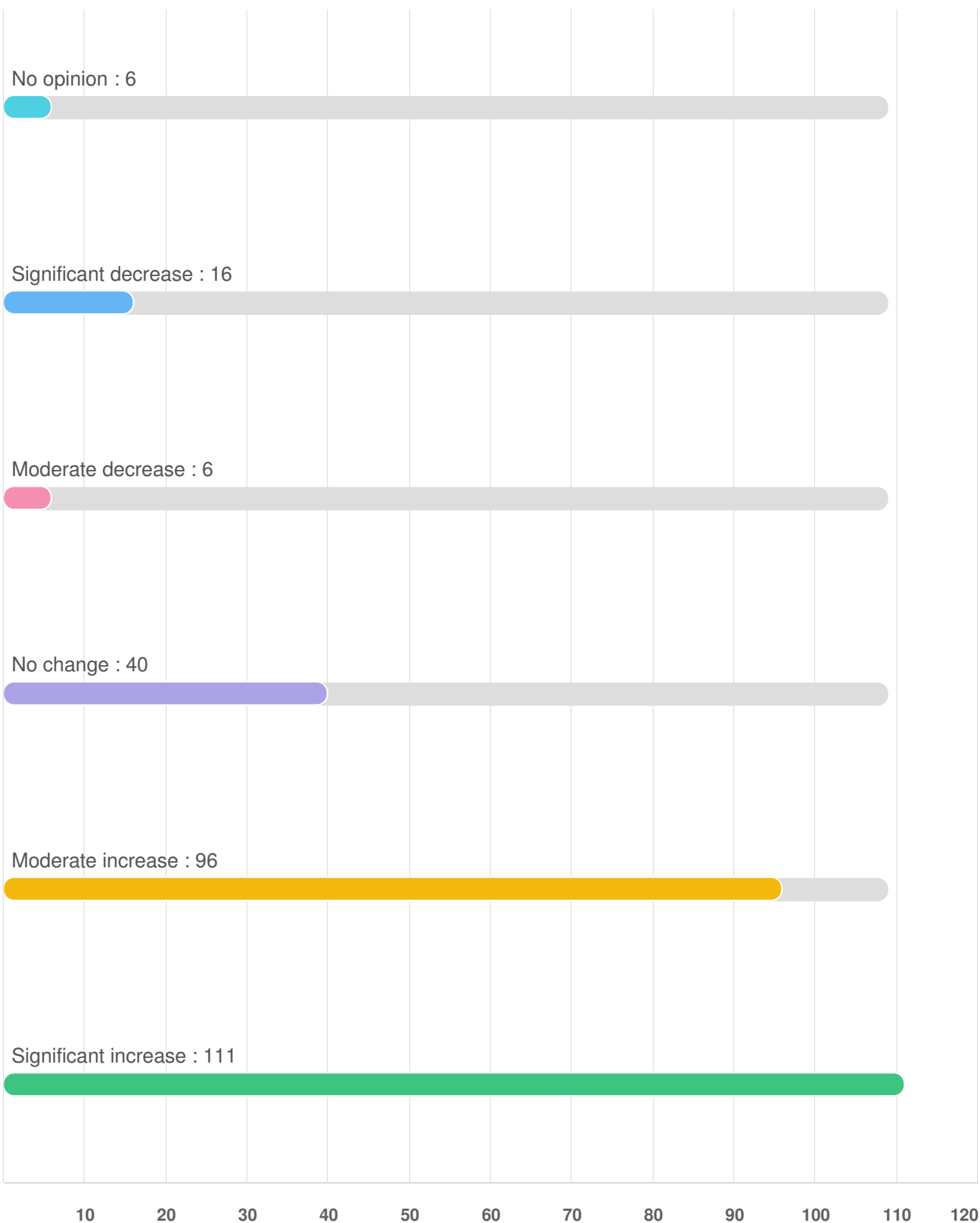
### Capacity building (improving the efficiency and effectiveness of service providers, data quality, communications)



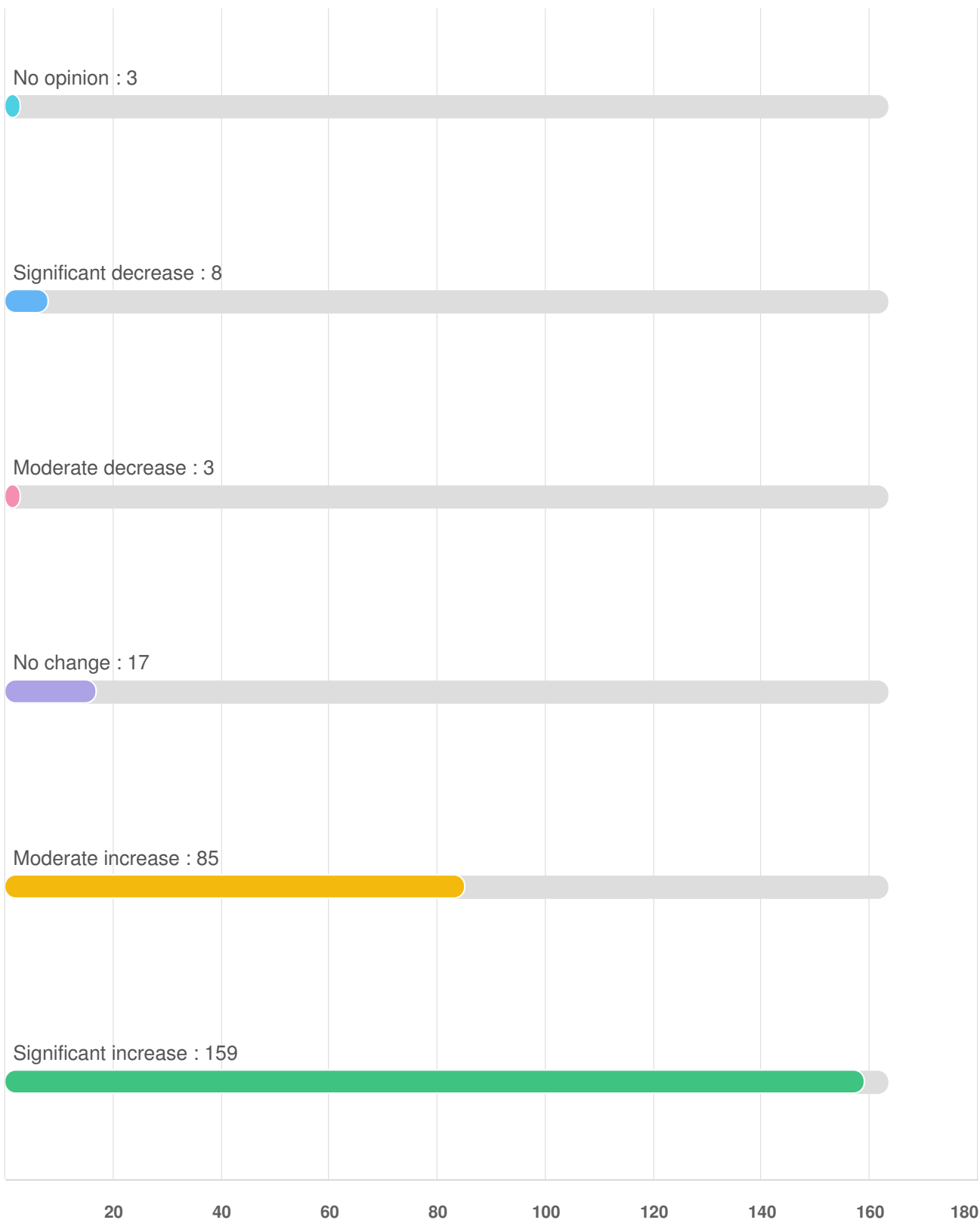
### Crisis services and outreach (short-term shelter, street outreach)



### Core housing programs (prevention, rehousing, case management)



### Additional social and health services (mental health, substance use disorder treatment, employment, benefits)



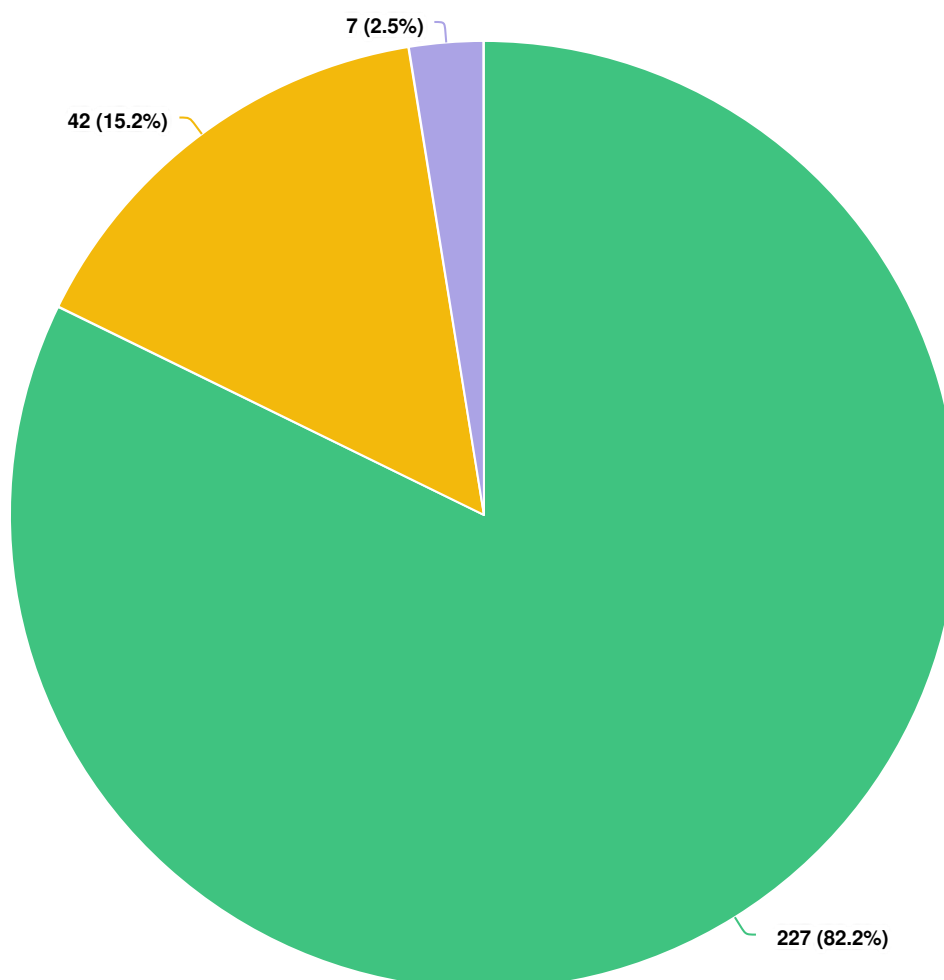


**Q10** Please rank the same funding priority areas from highest priority to lowest priority. (1 = highest, 5 = lowest)

OPTIONS	AVG. RANK
Additional social and health services (mental health, substance use disorder treatment, employment, benefits)	2.67
Crisis services and outreach (short-term shelter, street outreach)	2.78
Core housing programs (prevention, rehousing, case management)	2.90
Building new affordable housing (to create units specifically for individuals exiting homelessness)	2.93
Capacity building (improving the efficiency and effectiveness of service providers, data quality, communications)	3.72

*Mandatory Question (275 response(s))*  
*Question type: Ranking Question*

**Q11** What is your current housing status?

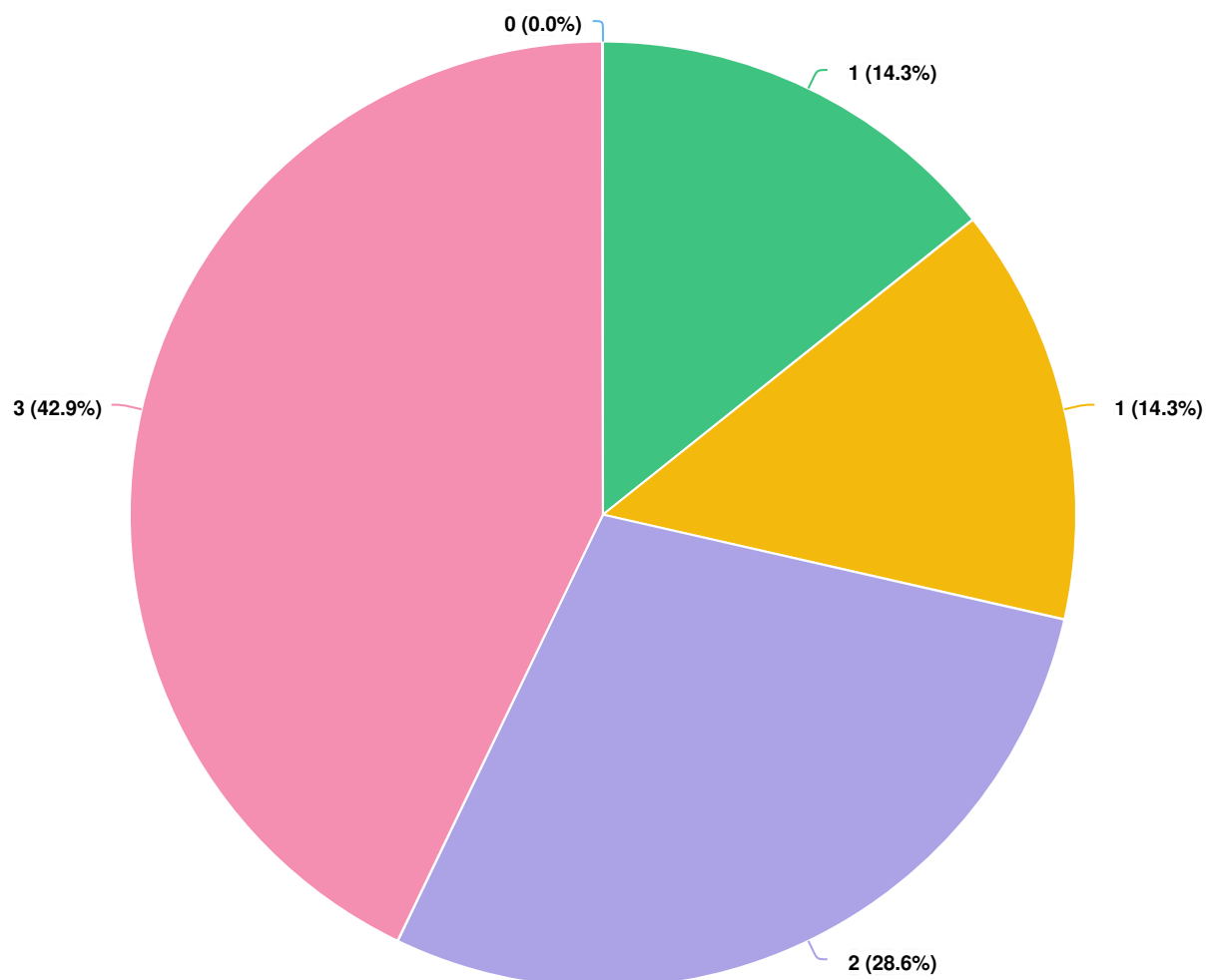


**Question options**

- ☐ I am currently experiencing homelessness.
- ☐ I am housed, but have experienced homelessness in the past.
- ☐ I am housed and have never experienced homelessness.

Mandatory Question (276 response(s))  
Question type: Radio Button Question

**Q13** You indicated that you are currently experiencing homelessness. Where are you staying right now?

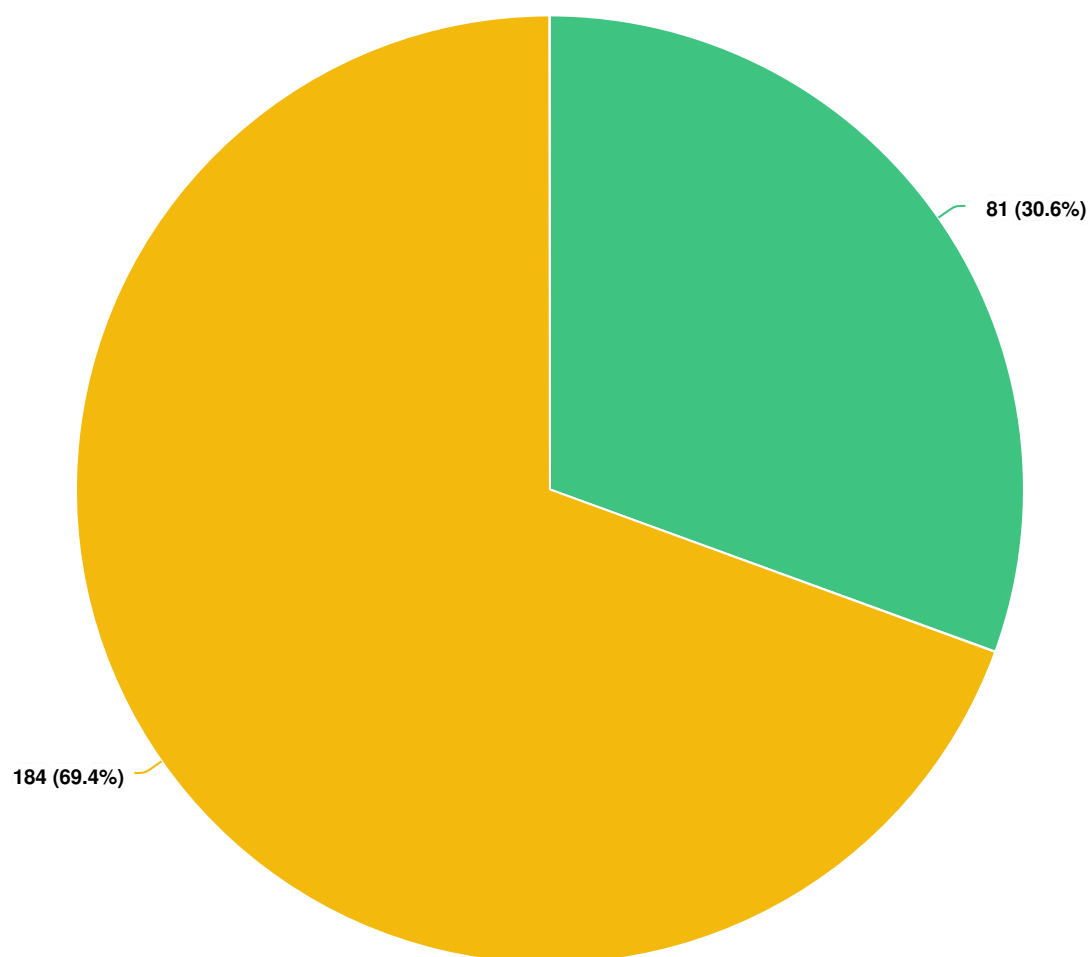


**Question options**

☐ Vehicle ☒ Other (please specify) ☐ Temporarily with family or friend ☐ Encampment ☐ Shelter

Mandatory Question (7 response(s))  
Question type: Radio Button Question

**Q15** | Do you rent or own your primary residence?



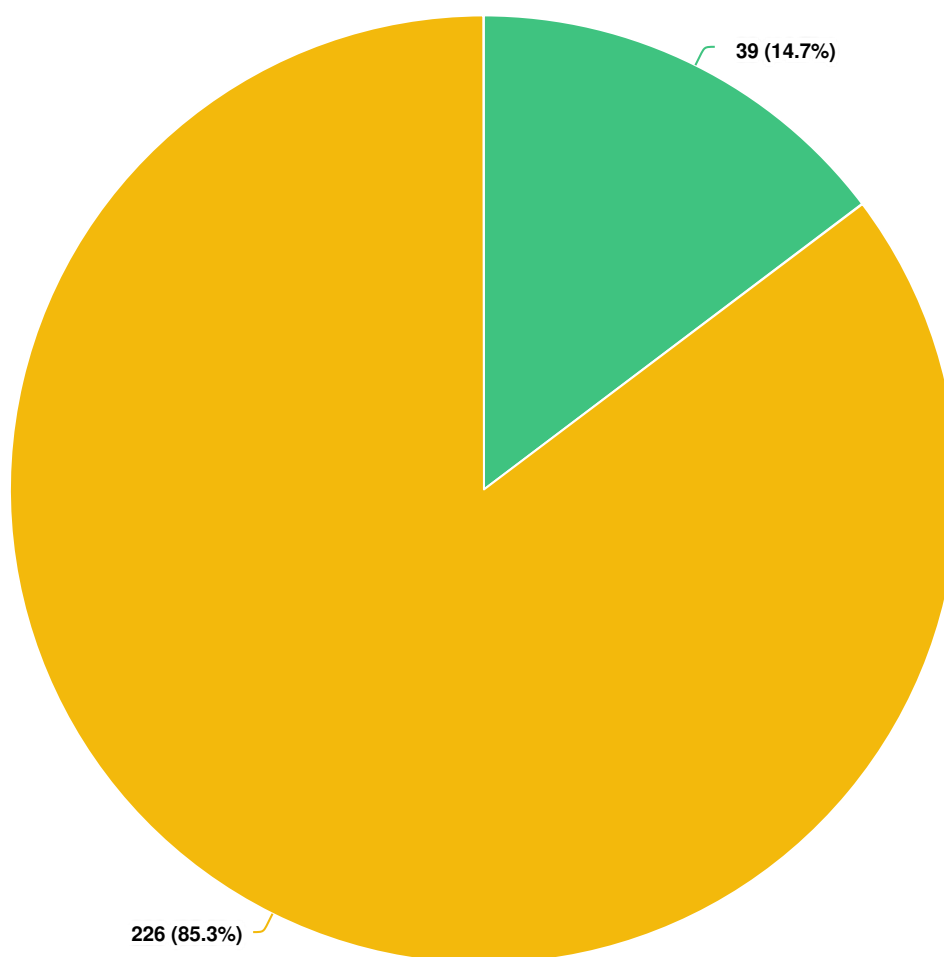
**Question options**

● Own    ● Rent

*Mandatory Question (265 response(s))*

*Question type: Radio Button Question*

**Q16** Are you the owner or agent of any rental property in the City of Austin?



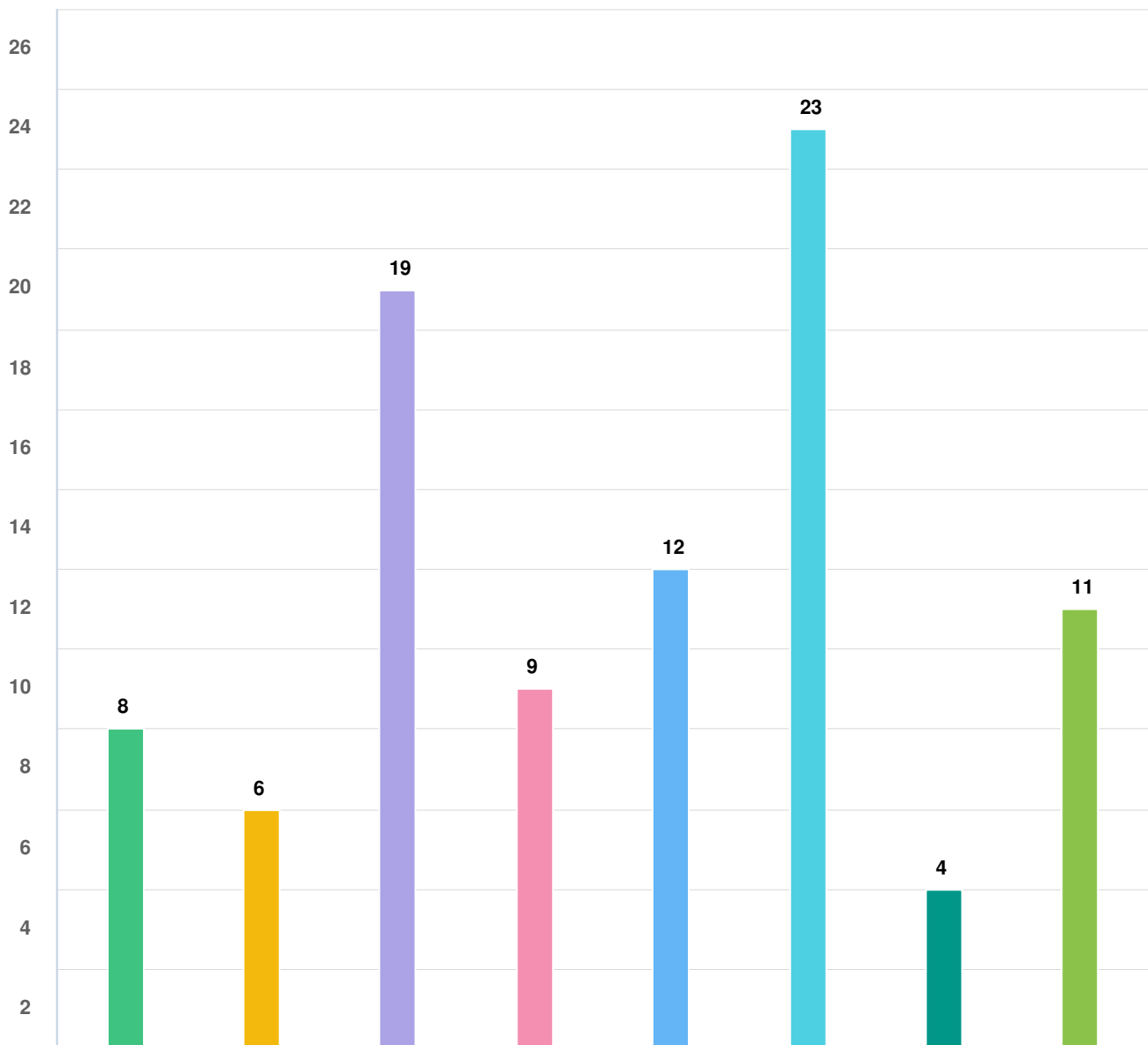
**Question options**

☐ No ☐ Yes

*Mandatory Question (265 response(s))*

*Question type: Radio Button Question*

**Q17 As a property owner or agent, what three options below would provide the most incentive to lease to someone who is being rehoused after experiencing homelessness?**



**Question options**

- Other (please specify)
- Expedited City of Austin permitting (faster review of upgrades, rehabilitation, and code compliance remediation)
- Fair market compensation (additional payment up to fair market rent value)
- Landlord liaison helpline (a single point of contact for technical assistance and tenant concerns)
- Unanticipated vacancy mitigation (compensation for missed days of rental income)
- Damage cost relief (to cover certain damage in excess of security deposit)
- Holding deposit (to reduce financial risk in the event a prospective tenant does not sign lease or move in)
- Upfront leasing bonus (as an incentive for leasing to a person exiting homelessness)

Mandatory Question (39 response(s))

Question type: Checkbox Question

**Q18** To what extent do you agree or disagree with the statements below? Your responses will help City leaders evaluate progress on communicating with you and your fellow Austinites.



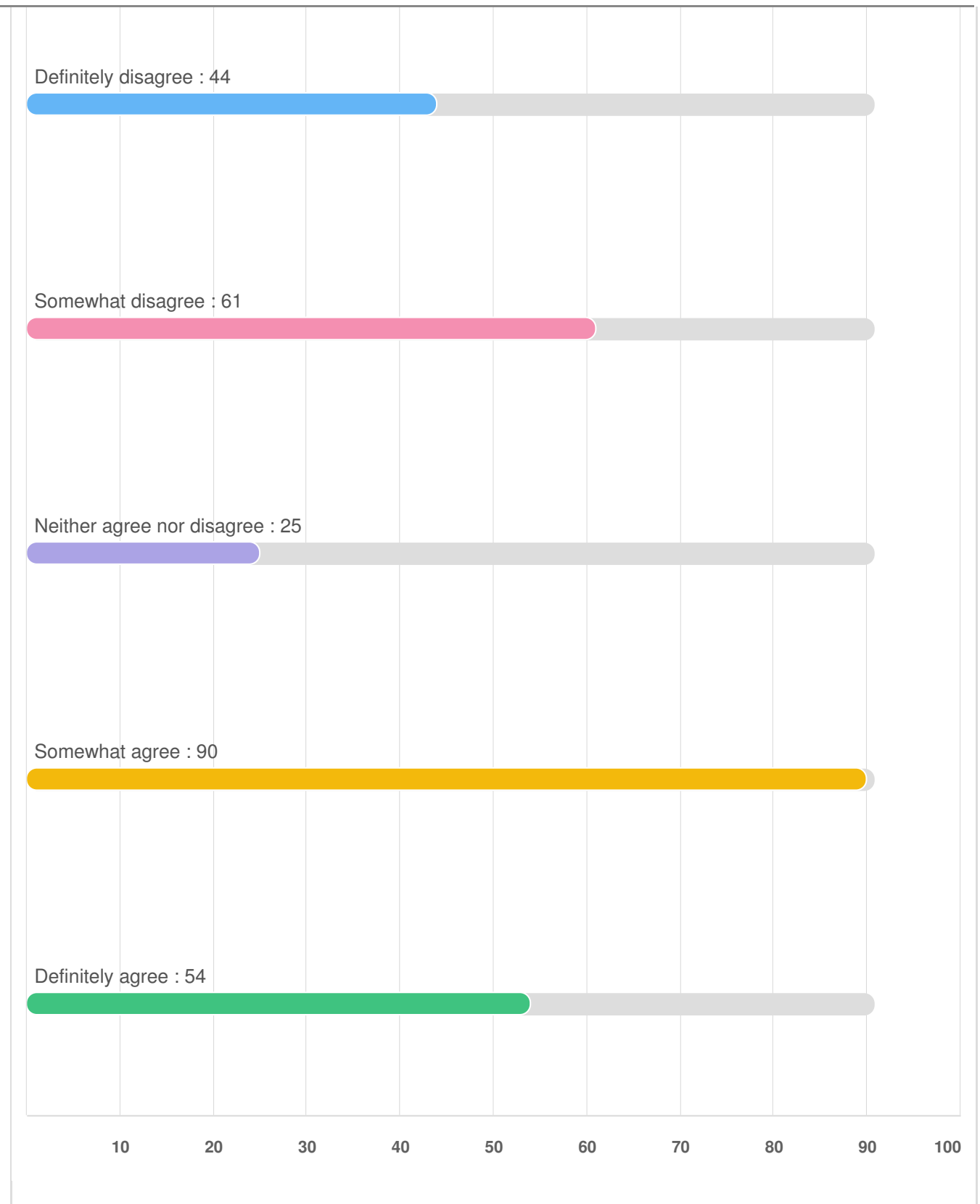
Optional question (276 response(s), 0 skipped)

Question type: Likert Question

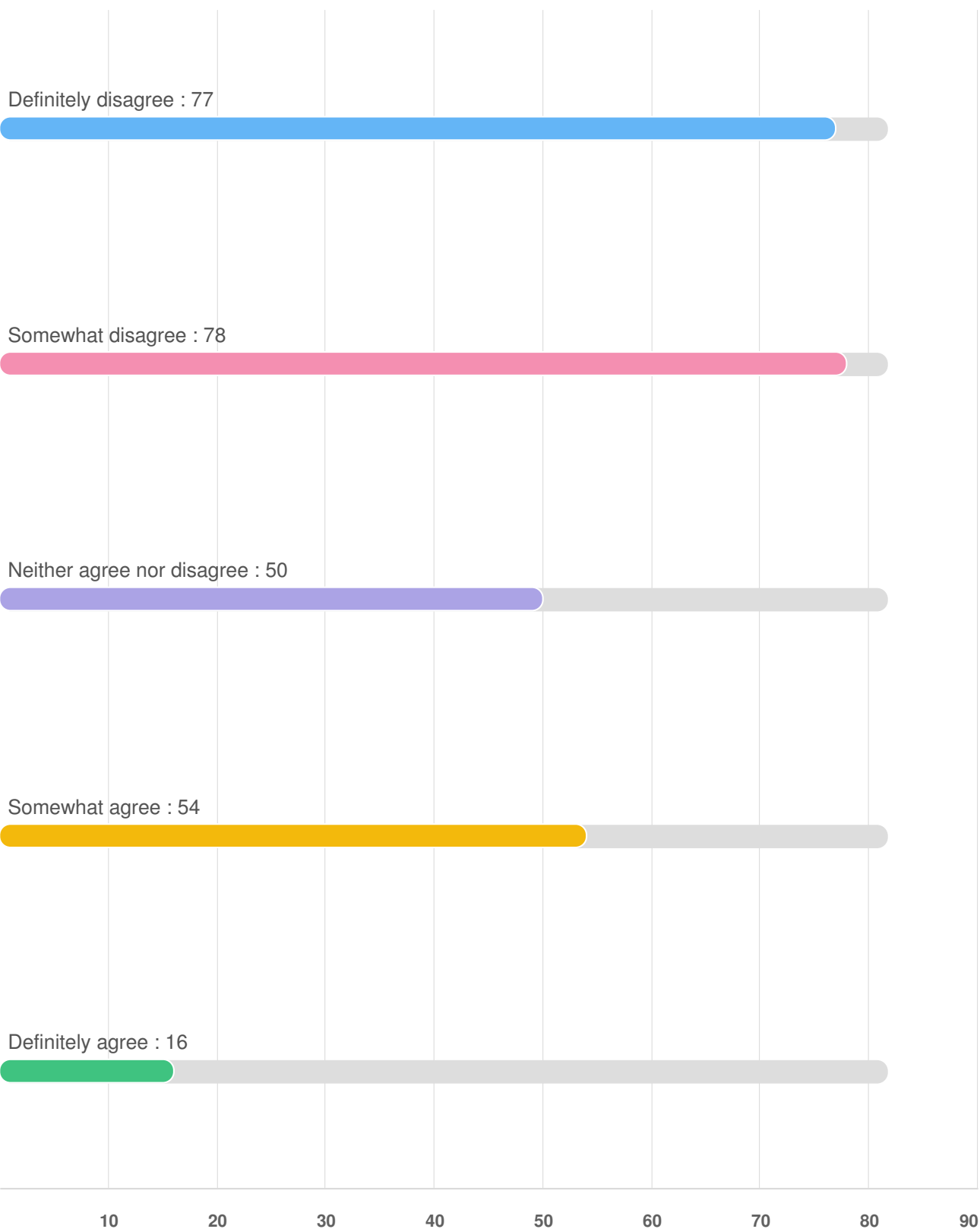
**Q18** | To what extent do you agree or disagree with the statements below? Your responses will help City leaders evaluate progress on communicating with you and your fellow Austinites.



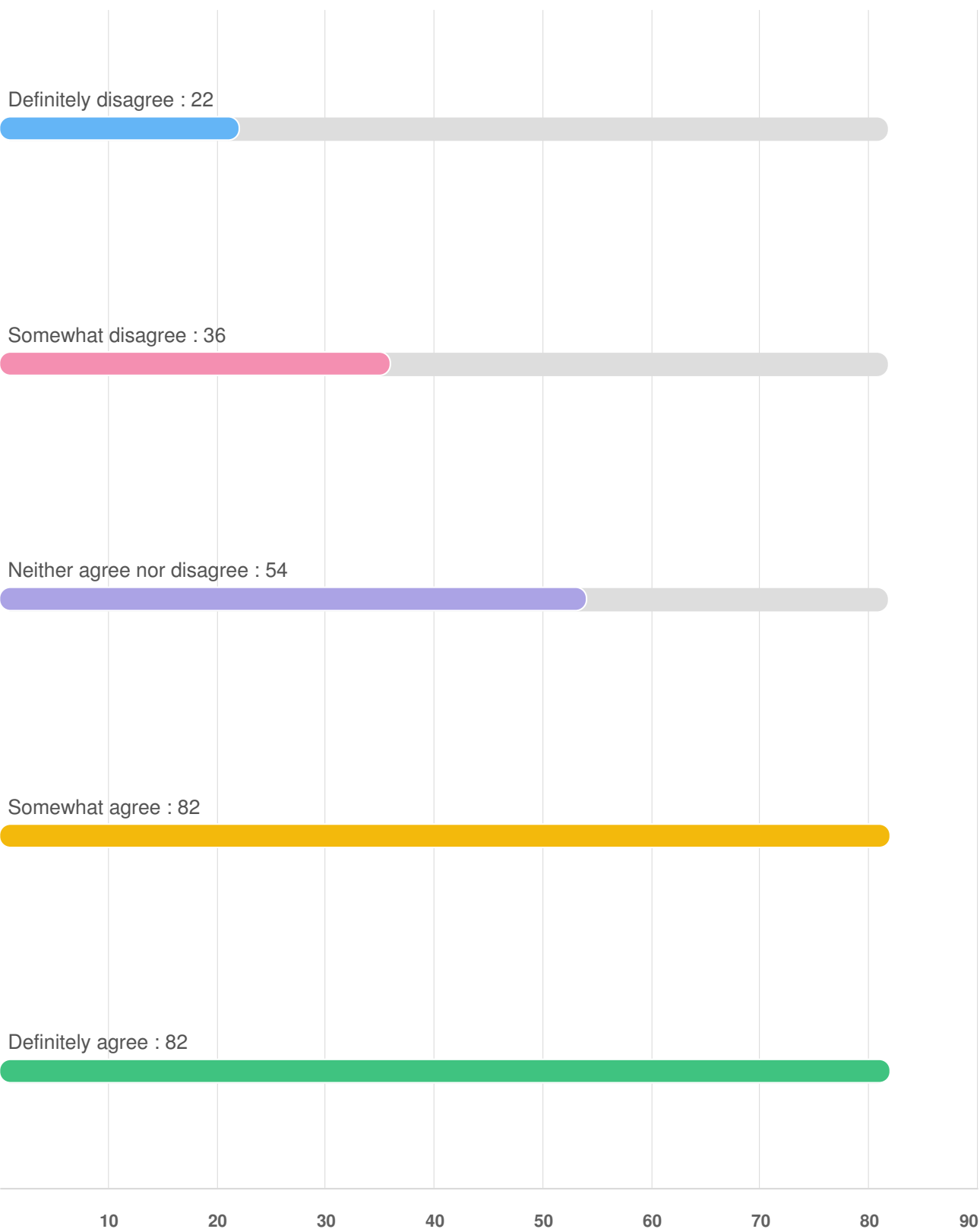
**The City of Austin and its partners are taking steps to address homelessness in our community.**



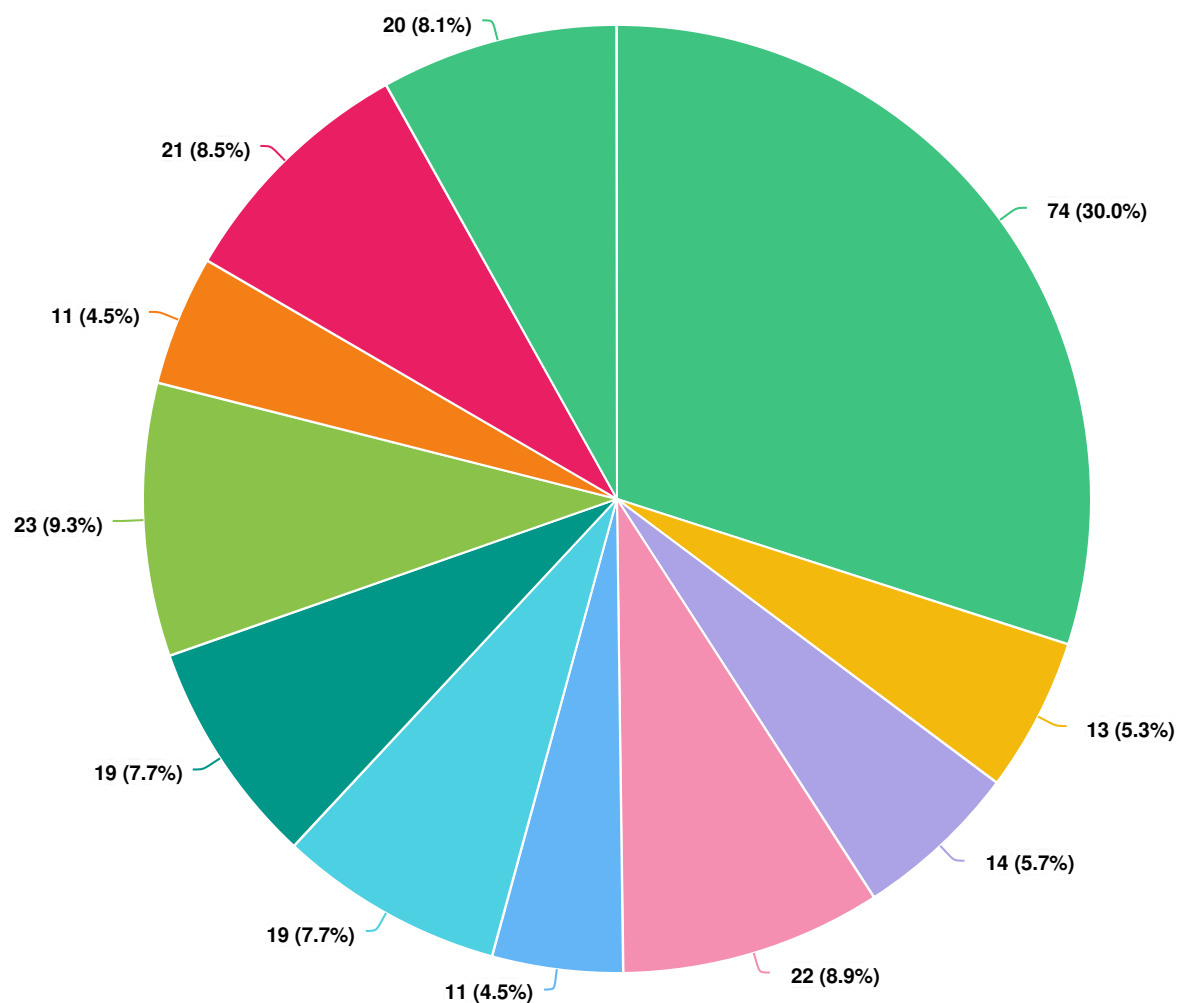
**I know how to find accurate and timely information about our community's progress to address homelessness.**



**I know how to find volunteer opportunities with community based organizations that serve people experiencing homelessness.**



**Q19 Council district**

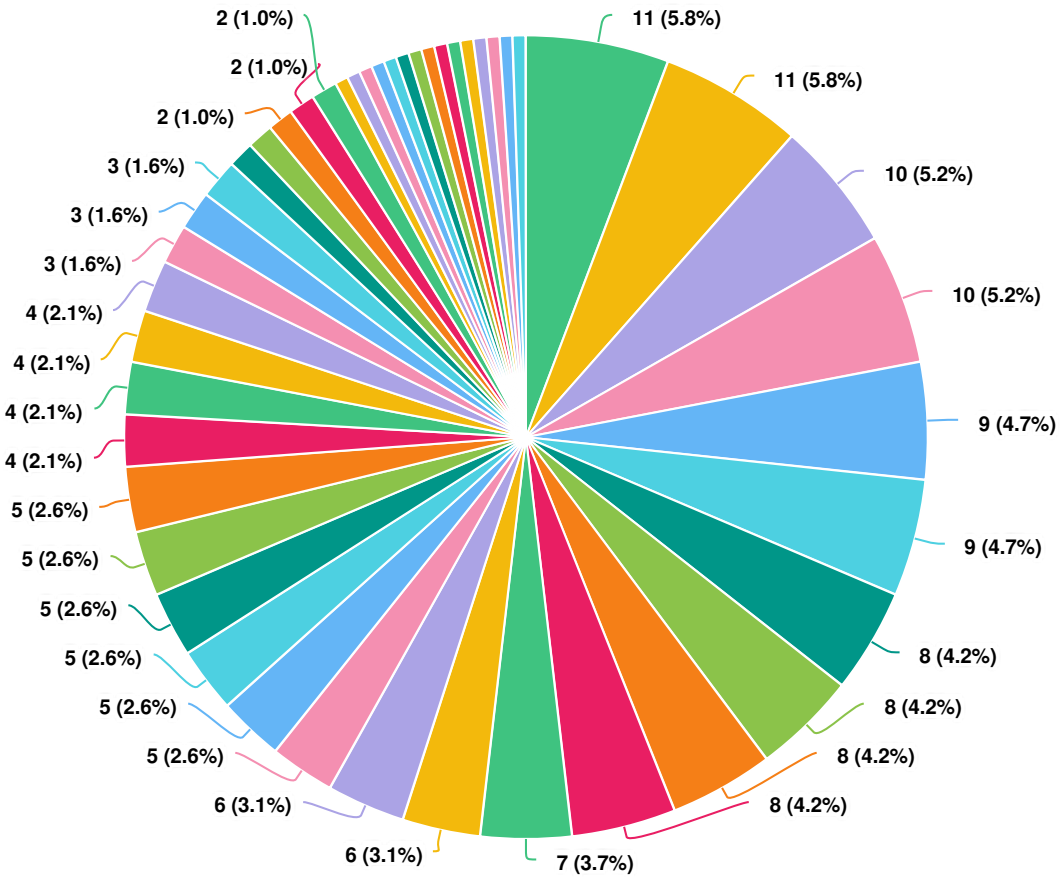


**Question options**

● District 10   
 ● District 9   
 ● District 8   
 ● District 7   
 ● District 6   
 ● District 5   
 ● District 4   
 ● District 3  
● District 2   
● District 1   
● Not Sure

Optional question (247 response(s), 29 skipped)  
Question type: Dropdown Question

Q20 Zip code

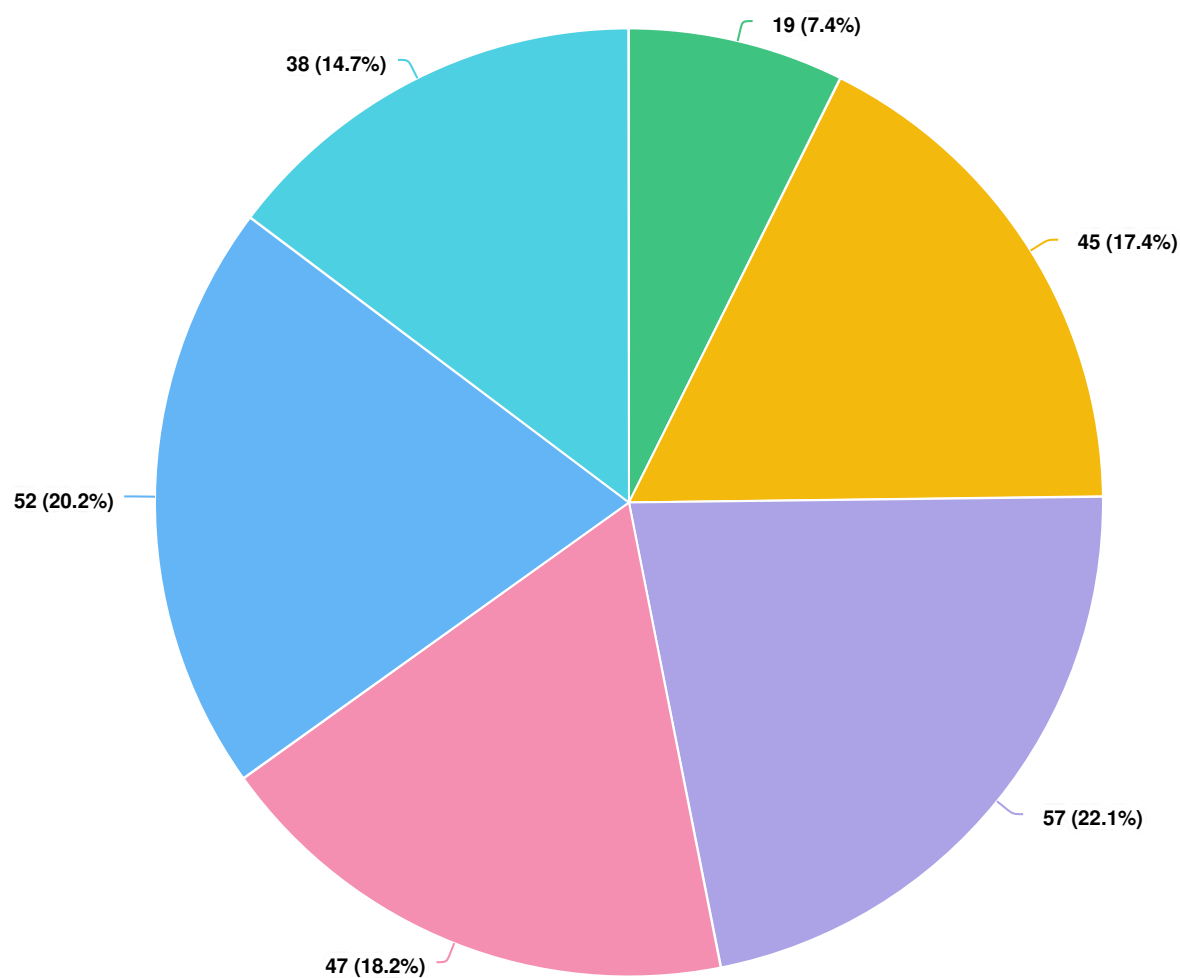


Question options

- Leander, TX 78641
- Austin, TX 78768
- Georgetown, TX 78626
- Austin, TX 78746
- Austin, TX 78725
- Georgetown, TX 78633
- Del Valle, TX 78617
- Marble Falls, TX 78654
- Kyle, TX 78640
- Manor, TX 78653
- Tarrytown, TX 78703
- Round Rock, TX 78665
- Bastrop, TX 78602
- Austin, TX 78735
- Cedar Park, TX 78613
- Austin, TX 78728
- San Marcos, TX 78666
- Austin, TX 78717
- Oak Hill, TX 78749
- Austin, TX 78726
- Austin, TX 78754
- Pflugerville, TX 78660
- skipped
- Austin, TX 78747
- Austin, TX 78744
- Austin, TX 78752
- Austin, TX 78748
- Austin, TX 78757
- Austin, TX 78729
- Austin, TX 78703
- Austin, TX 78753
- Austin, TX 78731
- Austin, TX 78727
- Austin, TX 78705
- Austin, TX 78751
- Austin, TX 78702
- Austin, TX 78721
- Austin, TX 78701
- Austin, TX 78749
- Austin, TX 78758
- Austin, TX 78741
- Austin, TX 78759
- Austin, TX 78750
- Austin, TX 78723
- Austin, TX 78745
- Austin, TX 78704

Optional question (188 response(s), 88 skipped)  
Question type: Region Question

**Q21** What is your age?

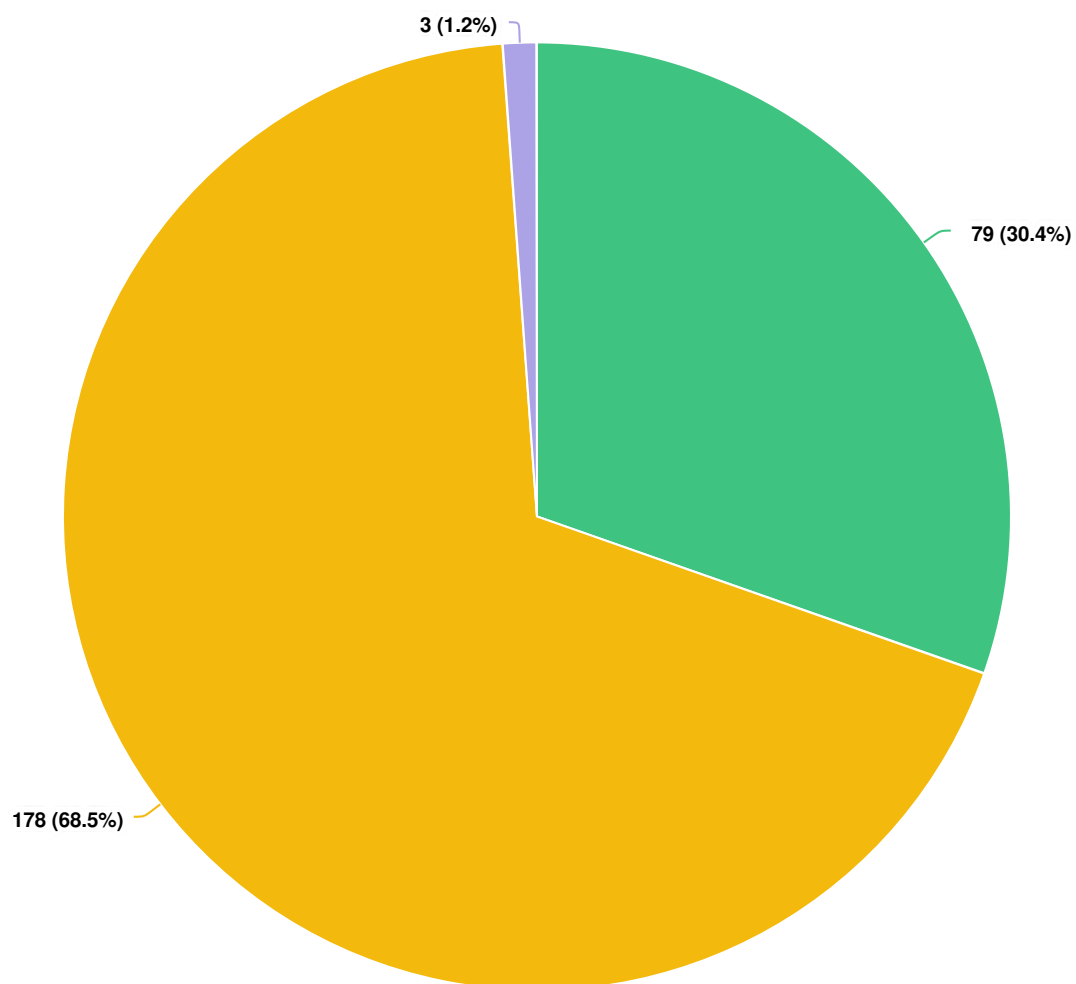


**Question options**

65+ 55-64 45-54 35-44 25-34 18-24

Optional question (258 response(s), 18 skipped)  
Question type: Dropdown Question

**Q22** What is your gender?



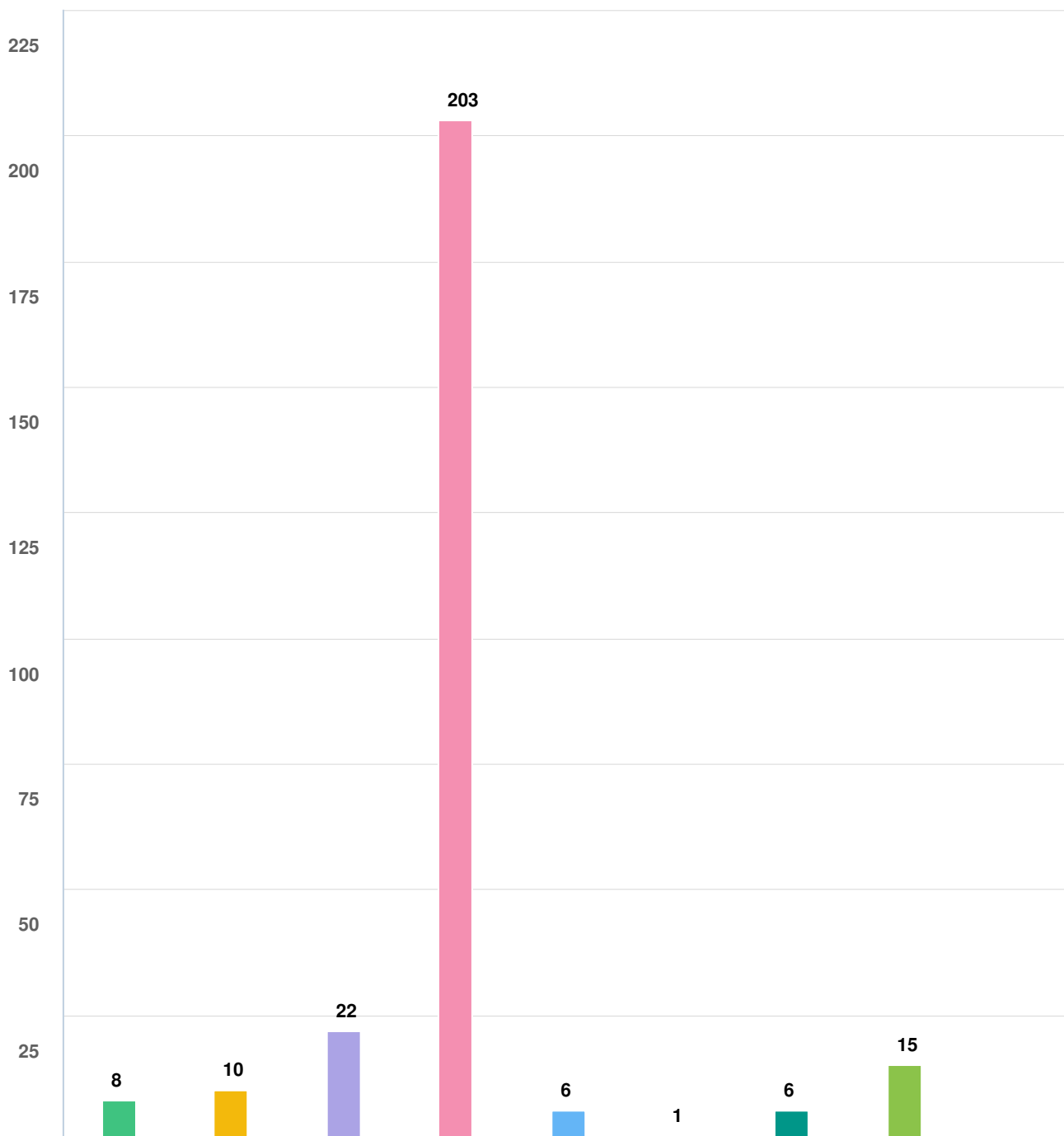
**Question options**

☐ Self Identify (please specify) ☒ Woman ☐ Man

*Optional question (260 response(s), 16 skipped)*

*Question type: Dropdown Question*

**Q23** Please indicate your race. You may select multiple options.



**Question options**

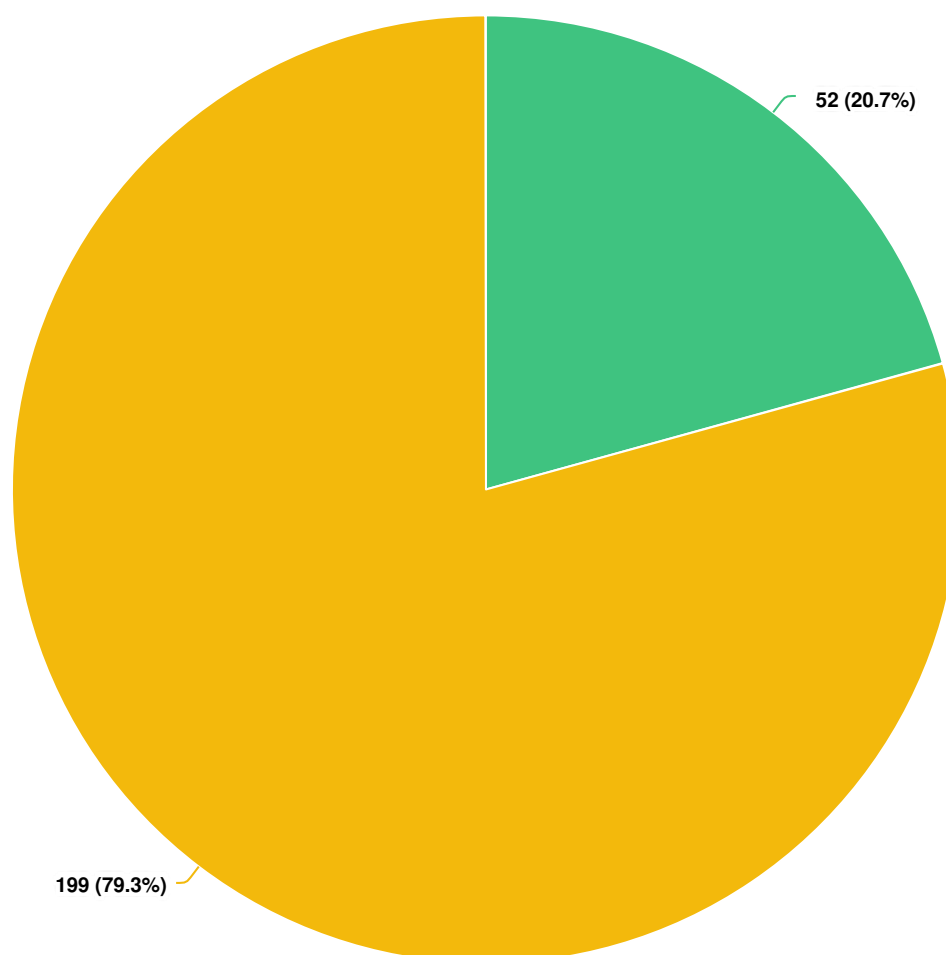
- Native Hawaiian or Other Pacific Islander
 ● Other (please specify)
 ● Black or African American AND White
- Asian AND White
 ● American Indian or Alaska Native AND White
 ● White
 ● Black or African American
 ● Asian
- American Indian or Alaska Native

Optional question (254 response(s), 22 skipped)

Question type: Checkbox Question



**Q24** What is your ethnicity?



**Question options**

- Not Hispanic/Latino(a)(x) ● Hispanic/Latino(a)(x)

*Optional question (251 response(s), 25 skipped)  
Question type: Radio Button Question*

**Attachment C:** Public Comment Period Promotion and Feedback

The following press release was published on the Housing and Planning Department website to announce the first public comment period for the draft HOME-ARP Allocation Plan.

[Home](#)[About](#)[Housing & Displacement Prevention](#)[Zoning & Urban Design](#)[Inclusive Planning & Program Delivery](#)[Policy, Plans, & Data](#)[Resource Library](#)

## CITY OF AUSTIN

### FOR IMMEDIATE RELEASE

Release Date: May. 02, 2022

Contact: Housing and Planning Department [5129743100 \(tel:5129743100\)](tel:5129743100) [Email \(/email/hpd\)](mailto:/email/hpd)

The draft plan for the HOME-ARP grant is available for public view and comment from May 3 to June 10; Public hearing scheduled on May 10

Austin, Texas — The City of Austin is eligible to receive \$11.4 million of HOME-American Rescue Plan (ARP) funds and asks the community to review the city's proposal—referred to as an allocation plan—and provide comments on the draft. The public comment period for the allocation plan draft is open from May 3rd through June 10th with a Community Development Commission public hearing scheduled for May 10th, and a City Council public hearing on June 9th.

The American Rescue Plan allocated \$5 billion to assist people who are homeless, at risk of homelessness, and other populations experiencing housing insecurity. This one-time funding—up to \$11.4 million for Austin— can be spent on various projects with the goal of reducing homelessness and increasing housing stability. The following activities are eligible for funding by HOME-ARP-

- Supportive services;
- Acquisition and development of non-congregate shelters;
- Tenant-based rental assistance (TBRA);
- Development of affordable rental housing;
- Non-profit operating expenses; and

- Non-profit capacity building.

To comply with federal funding requirements, the city must submit an allocation plan to the Housing and Urban Development department via an amendment to the [FY2021-2022 Action Plan \(/sites/default/files/files/FY%202021-22%20Final%20Action%20Plan-%20HOME%20Sale%20Price%20Limit%20Update.pdf\)](#), which states how the city plans to use the \$11.4 million grant and describes the process to gather community feedback.

For more information, and to view and comment on the draft HOME-ARP Allocation Plan, visit the following link:

[PublicInput.com/HOME-ARP-Draft \(https://publicinput.com/HOME-ARP-Draft\)](https://publicinput.com/HOME-ARP-Draft)

The draft HOME-ARP Allocation Plan can be found under the *Documents* section of the webpage linked above. A description of the proposed use of the \$11.4 million grant is included on the webpage and can be found in Section IV: HOME-ARP Activities of the draft Allocation Plan document.


#### About Housing and Planning Department

The [Housing and Planning Department \(http://austintexas.gov/hpd\)](http://austintexas.gov/hpd) provides resources related to planning, zoning, housing, and community development to enhance the quality of life of all Austinites. Equitable, efficient, and comprehensive planning with displacement prevention as a prioritized focus is the Department's core charge in delivering housing services to the community.

###

## Share

**([https://www.addtoany.com/share?url=https%3A%2F%2Fwww.austintexas.gov/homelessness&title=%20%20Public%20Input%20Sought%20%E2%80%92%20City%27s%20Proposal%20for%20American%20Rescue%20Plan%20\(ARP\)%20Funding%20to%20Address%20Homelessness](https://www.addtoany.com/share?url=https%3A%2F%2Fwww.austintexas.gov/homelessness&title=%20%20Public%20Input%20Sought%20%E2%80%92%20City%27s%20Proposal%20for%20American%20Rescue%20Plan%20(ARP)%20Funding%20to%20Address%20Homelessness)) (#facebook) (#twitter)**



[Get information or assistance \(/department/311\)](/department/311)

[Give feedback on our website \(/page/austintexasgov-feedback\)](/page/austintexasgov-feedback)

[Site Map \(/sitemap\)](/sitemap)

[Public Records \(https://services.austintexas.gov/edims/search.cfm\)](https://services.austintexas.gov/edims/search.cfm)

[City Council Message Board \(https://austincouncilforum.org/\)](https://austincouncilforum.org/)

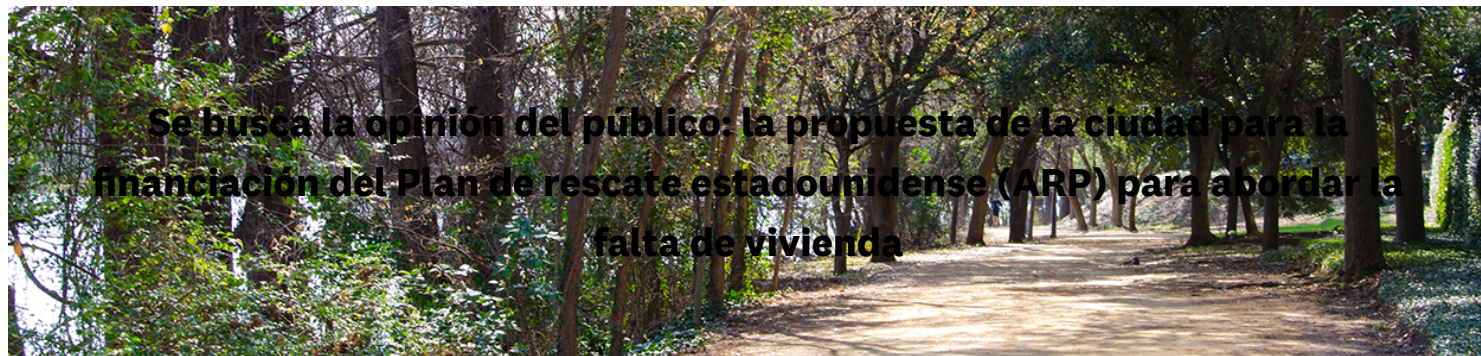
[Visit Austin \(https://www.austintexas.org/\)](https://www.austintexas.org/)

[City Directory \(/contact-us\)](/contact-us)

[Jobs \(https://www.austincityjobs.org/\)](https://www.austincityjobs.org/)

[Legal Notices \(/page/legal-notice\)](/page/legal-notice)

[Privacy Policy \(/page/privacy-policy\)](/page/privacy-policy)



---

Hogar

---

Sobre

---

Prevención de Vivienda y Desplazamiento

---

Zonificación y Diseño Urbano

---

Planificación y ejecución de programas inclusivos

---

Política, planes y datos

---

Biblioteca de recursos

---



## CIUDAD DE AUSTIN

### PARA PUBLICACIÓN INMEDIATA

Fecha de lanzamiento: Mayo. 02, 2022

Contacto: Departamento de Vivienda y Planificación **5129743100 (tel:5129743100)** **Correo electrónico (/email/hpd)**

---

El borrador del plan para la subvención HOME-ARP está disponible para consulta pública y comentarios del 3 de mayo al 10 de junio; Audiencia pública programada para el 10 de mayo

---

Austin, Texas — La ciudad de Austin es elegible para recibir \$11,4 millones de fondos del HOME-American Rescue Plan (ARP) y solicita a la comunidad que revise la propuesta de la ciudad, denominada plan de asignación, y proporcione comentarios sobre el borrador. El período de comentarios públicos para el borrador del plan de asignación está abierto del 3 de mayo al 10 de junio con una audiencia pública de la Comisión de Desarrollo Comunitario programada para el 10 de mayo y una audiencia pública del Concejo Municipal el 9 de junio.

The American Rescue Plan allocated \$5 billion to assist people who are homeless, at risk of homelessness, and other populations experiencing housing insecurity. This one-time funding—up to \$11.4 million for Austin— can be spent on various projects with the goal of reducing homelessness and increasing housing stability. The following activities are eligible for funding by HOME-ARP-

- Supportive services;
- Acquisition and development of non-congregate shelters;




The following article was published by KVUE to promote the first public comment period for the draft HOME-ARP Allocation Plan.



## HOMELESS

# Austin providing homeless strategy updates, seeking public input

City leaders are looking for input on how to use American Rescue Plan funding.



Author: Drew Knight

Published: 12:41 PM CDT May 2, 2022

Updated: 6:56 PM CDT May 2, 2022



AUSTIN, Texas — The [City of Austin](#) is eligible to receive \$11.4 million of HOME-American Rescue Plan (ARP) funds, and it's asking for your input on how it will distribute that money to address homelessness across the city.

The City's draft plan is now available for public viewing, and the comment period is open from May 3 to June 10. A Community Development Commission public hearing is also scheduled for May 10, with a city council public hearing on June 9.

Sponsored Links

## The only platform connecting data and doers with Everyday AI

Dataiku is the only platform connecting data and doers through Everyday AI.

Dataiku

The ARP allocated \$5 billion to assist those experiencing homelessness, at risk of homelessness and other populations experiencing housing insecurity.

"This one-time funding – up to \$11.4 million for Austin – can be spent on various projects with the goal of reducing homelessness and increasing housing stability," City leaders said in a press release.

### Related Articles

[One year after voters reinstated the camping ban, Austin's homelessness woes continue](#)

[New report provides details on Travis County deaths in 2020](#)

['I'm at my wit's end.' People continue to get priced out of Austin](#)

The following activities are eligible for funding:

- Supportive services
- Acquisition and development of non-congregate shelters
- Tenant-based rental assistance (TBRA)
- Development of affordable rental housing
- Non-profit operating expenses
- Non-profit capacity building

To comply with federal requirements, Austin must submit its allocation plan to the Housing and Urban Development Department, which states how the City plans to use the \$11.4 million grant and describes its feedback-gathering process.

For more information and to view the draft plan, [click here](#).

The City of Austin is also giving an update on its homelessness initiative Monday night. The homeless strategy division is hosting two virtual meetings this week, with plans to give a progress report on how Austin addressed homelessness over the past few months. It's also giving the public an opportunity to ask questions.

The Housing-focused Encampment Assistance Link, or [HEAL](#), initiative; ARP Act investment framework; social service and housing solicitations; cold weather shelters; and the camping ordinance enforcement are all on the agenda. The meeting starts at 6:30 p.m.

To register for Monday's meeting, [click here](#). To register for Tuesday's, [click here](#).




PEOPLE ARE ALSO READING:

[Freer rattlesnake handler dies from bite at Rattlesnake Roundup](#)

[Driver of Atlanta 'pedal pub' arrested, charged with DUI following rollover crash that injured 15](#)

['I'm sorry that she couldn't hang on until today' | Naomi Judd inducted into Country Music Hall of Fame](#)



**Amazon Has Millions of Prime Subscribers — But Few Know About This Savings Trick**

Capital One Shopping | Sponsored

[Read More](#)

**Prime Is Now \$139, But Few Know This Saving Trick**

Amazon Prime has millions of subscribers, but only few know about this amazing savings trick!

The following press release was published on the Housing and Planning Department website to announce the second public comment period for the draft HOME-ARP Allocation Plan.




---

[Home](#)


---

[Services](#)


---

[Programs](#)


---

[Divisions](#)


---

[Media](#)


---

[News](#)


---

[FAQ](#)


## CITY OF AUSTIN

**FOR IMMEDIATE RELEASE**

Release Date: Sep. 22, 2022

*Traducción al Español disponible a continuación*

**Draft plan for the HOME-ARP grant is available for public view and comment from October 6 to October 21; Public hearing scheduled on October 11**

The City of Austin is eligible to receive \$11.4 million of HOME-American Rescue Plan (ARP) funds and asks the community to review the city's proposal—referred to as an allocation plan—and provide comments on the recently revised draft. The second public comment period for the revised allocation plan draft will be open from October 6th through October 21st with a Community Development Commission public hearing scheduled for October 11th.

The American Rescue Plan allocated \$5 billion to assist people who are homeless, at risk of homelessness, and other populations experiencing housing insecurity. This one-time funding—up to \$11.4 million for Austin— can be spent on various projects with the goal of reducing homelessness and increasing housing stability. The following activities are eligible for funding by HOME-ARP-

- Supportive services;
- Acquisition and development of non-congregate shelters;
- Tenant-based rental assistance (TBRA);
- Development of affordable rental housing;

- Non-profit operating expenses; and
- Non-profit capacity building.

To comply with federal funding requirements, the city must submit an allocation plan to the Housing and Urban Development department via an amendment to the **FY2021-2022 Action Plan** (<https://www.austintexas.gov/sites/default/files/files/FY%202021-22%20Final%20Action%20Plan-%20HOME%20Sale%20Price%20Limit%20Update.pdf>), which states how the city plans to use the \$11.4 million grant and describes the process to gather community feedback.

The revised HOME-ARP allocation plan draft will be available at the following link starting October 6, 2022. Using the link below, the public can view the revised HOME-ARP allocation plan and submit comments on the proposal. A description of the proposed use of the \$11.4 million grant is included on the webpage and can be found in Section IV: HOME-ARP Activities of the draft Allocation Plan document. <https://publicinput.com/HOME-ARP-Draft> (<https://publicinput.com/HOME-ARP-Draft>)

The public is also invited to testify at a public hearing with the Community Development Commission on October 11th. Public comment will be accepted in-person or remotely by telephone, and speakers will be allowed up to three minutes to provide their comments. Registration no later than noon the day before the meeting is required for remote participation. Pre-registration is not required for in-person participation. To register, call or email the board liaison at 512-974-1606 or [jesse.gutierrez@austintexas.gov](mailto:jesse.gutierrez@austintexas.gov) (<mailto:jesse.gutierrez@austintexas.gov>).

#### ADA and Equal Opportunity Compliance Statement

The City of Austin is committed to compliance with the American with Disabilities Act. Reasonable modifications and equal access to communications will be provided upon request. Meeting locations are planned with wheelchair access. If requiring Sign Language Interpreters, translation services, or alternative formats, please give notice by calling 512-974-1606 at least 2 days prior to the meeting date. TTY users route through Relay Texas at 711. For more information on the Community Development Commission, please contact Jesse Gutierrez at 512-974-1606.

CDC Commissioners may contact CTM for email/technology assistance: 512-974-4357.

#### About Housing and Planning Department

The Housing and Planning Department provides resources related to planning, zoning, housing, and community development to enhance the quality of life of all Austinites. Equitable, efficient, and comprehensive planning with displacement prevention as a prioritized focus is the Department's core charge in delivering housing services to the community.

### Se solicita opinión de la comunidad - Propuesta de la Ciudad para el Financiamiento del Plan de Rescate Estadounidense para abordar los problemas de las personas sin hogar

*El borrador del plan para la subvención HOME-ARP está disponible para lectura y comentarios del público desde el 6 hasta el 21 de octubre; la audiencia pública está programada para el 11 de octubre.*

Austin, Texas — La Ciudad de Austin califica para recibir \$11.4 millones de los fondos del Plan de Rescate Estadounidense (HOME-ARP, por sus siglas en inglés) y solicita a la comunidad que revise la propuesta de la ciudad, a la que se hace referencia como plan de asignación, y brinde sus comentarios sobre el borrador recientemente revisado. El segundo período de comentarios públicos para el borrador del plan de asignación revisado estará abierto desde el 6 hasta el 21 de octubre con una audiencia pública de la Comisión de Desarrollo Comunitario programada para el 11 de octubre.

El Plan de Rescate Estadounidense asignó \$5,000 millones para ayudar a las personas sin hogar, en riesgo de indigencia y otras poblaciones que están experimentando inseguridad de vivienda. Este financiamiento por única vez, hasta \$11.4 millones para Austin, puede usarse en varios proyectos con el objetivo de reducir la indigencia y aumentar la estabilidad de vivienda. Las siguientes actividades califican para financiamiento de HOME-ARP:

- Servicios de apoyo;
- Adquisición y desarrollo de refugios no congregados;
- Asistencia al inquilino para el pago de alquiler (TBRA, por sus siglas en inglés);
- Construcción de viviendas de alquiler económicas;
- Gastos operativos sin fines de lucro, y
- Desarrollo de capacidades sin fines de lucro.

Para cumplir los requerimientos del financiamiento federal, la ciudad debe presentar un *plan de asignación* ante el Departamento de Vivienda y Desarrollo Urbano a través de una enmienda al **Plan de Acción del Año Fiscal 2021-2022**

(<https://www.austintexas.gov/sites/default/files/files/FY%202021-22%20Final%20Action%20Plan-%20HOME%20Sale%20Price%20Limit%20Update.pdf>), el cual estipule cómo es que la ciudad planea usar la subvención de \$11.4 millones y describa el proceso para recoger los comentarios del público.

El borrador del plan de asignación HOME-ARP revisado estará disponible en el siguiente enlace a partir del 6 de octubre de 2022. Usando el enlace más abajo, el público puede ver el plan de asignación HOME-ARP revisado y enviar sus comentarios sobre la propuesta. Se incluye una descripción del uso propuesto para la subvención de \$11.4 millones en la página web y puede encontrarse en la Sección IV: Actividades de HOME-ARP del documento en borrador del Plan de Asignación, <https://publicinput.com/HOME-ARP-Draft> (<https://publicinput.com/HOME-ARP-Draft>).

También se invita al público a testificar en una audiencia pública ante la Comisión de Desarrollo Comunitario el 11 de octubre. Se aceptarán comentarios del público en persona o por vía remota, por teléfono, y los que llamen tendrán tres minutos para brindar sus comentarios. Se requiere la inscripción a más tardar al mediodía del día anterior a la reunión para la participación remota. No se requiere una inscripción previa para la participación en persona. Para inscribirse, llame o envíe un correo electrónico al enlace de la junta al 512-974-1606 o [jesse.gutierrez@austintexas.gov](mailto:jesse.gutierrez@austintexas.gov) (<mailto:jesse.gutierrez@austintexas.gov>).

**Declaración de Cumplimiento de ADA e Igualdad de Oportunidades en el Empleo**

La Ciudad de Austin está comprometida con el cumplimiento de la Ley de Estadounidenses con Discapacidades. Se brindarán modificaciones razonables y acceso igualitario a las comunicaciones a solicitud. Los lugares de reunión se planifican con acceso para sillas de ruedas. Si requiere servicios de intérpretes de lengua de señas, servicios de traducción o formatos alternativos, por favor, indíquelo llamando al 512-974-1606 por lo menos 2 días antes de la fecha de la reunión. Los usuarios de TTY (teléfono para sordomudos) pueden comunicarse a través Relay Texas al 711. Para obtener más información sobre la Comisión de Desarrollo Comunitario (CDC, por sus siglas en inglés), por favor comuníquese con Jesse Gutierrez al 512-974-1606. Los comisionados de la CDC pueden comunicarse con CTM por correo electrónico/asistencia tecnológica: 512-974-4357.


**Información sobre el Departamento de Vivienda y Planificación**

El **Departamento de Vivienda y Planificación** ofrece recursos relacionados con planificación, zonificación, vivienda y desarrollo comunitario para mejorar la calidad de vida de todos los austinianos. La tarea primordial del Departamento es la entrega de servicios de vivienda a la comunidad con una planificación equitativa, eficiente e integral con prevención de desplazamiento como un enfoque prioritario.

###

## Share

(<https://www.addtoany.com/share?url=https%3A%2F%2Fwww.austintexas.gov/news/city-seeks-input-proposal-american-rescue-plan-funding-address-homelessness-1&title=City%20Seeks%20Input%20on%20Proposal%20for%20American%20Rescue%20Plan%20Funding%20to%20Address%20Homelessness-1&type=button>)  
([/#facebook](#)) ([/#twitter](#))



[Get information or assistance \(/department/311\)](/department/311)

[Give feedback on our website \(/page/austintexasgov-feedback\)](/page/austintexasgov-feedback)

[Site Map \(/sitemap\)](/sitemap)

[Public Records \(https://services.austintexas.gov/edims/search.cfm\)](https://services.austintexas.gov/edims/search.cfm)

[City Council Message Board \(https://austincouncilforum.org/\)](https://austincouncilforum.org/)

[Visit Austin \(https://www.austintexas.org/\)](https://www.austintexas.org/)

[City Directory \(/contact-us\)](/contact-us)

[Jobs \(https://www.austincityjobs.org/\)](https://www.austincityjobs.org/)

[Legal Notices \(/page/legal-notice\)](/page/legal-notice)

[Privacy Policy \(/page/privacy-policy\)](/page/privacy-policy)

The following text was published in the Austin American Statesmen newspaper to promote the second public comment period for the draft HOME-ARP Allocation Plan.



### Bids & Proposals

an emissions inventory for non-road equipment used in the mining and quarrying sector for 2020-2030 for the Austin-Round Rock-Georgetown, Texas, Metropolitan Statistical Area, which includes Bastrop, Caldwell, Hays, Travis and Williamson counties.

All proposals must be emailed to [cbosco@capco.org](mailto:cbosco@capco.org) no later than 5 p.m. CDT, Monday, Oct. 17, 2022 with "Attention Mine and Quarry Emissions Inventory RFP" in the email's subject line. A complete request for proposals packet is at <https://www.capco.org/divisions/administrative-services/doing-business>.

9/23, 9/30/22

The Pflugerville Independent School District will accept responses to its Request for Proposals (RFP) from firms interested in providing services related to the district's:

**MEP & Commissioning Services**  
on Wednesday, October 05, 2022 @ 2:00 p.m.

Responses may be submitted (by mail or hand carry) to: PflSD Purchasing Dept. 1401 West Pecan Pflugerville, TX 78660 Attn: Craig Pruett

Proposals may be picked up in person or downloaded from the PflSD website at: <https://www.pflsd.net/Page/22>

9-23, 9-26/22

**Public Input Sought - City's Proposal for American Rescue Plan (ARP) Funding to Address Homelessness**

The City of Austin is eligible to receive \$11.4 million of HOME-American Rescue Plan (ARP) funds and asks the community to review the city's proposal—referred to as an allocation plan—and provide comments on the recently revised draft. The second public comment period for the revised allocation plan draft will be open from October 6, 2022 through October 21, 2022 with a Community Development Commission public hearing scheduled for October 11, 2022.

The American Rescue Plan allocated \$5 billion to assist people who are homeless, at risk of homelessness, and other populations experiencing housing insecurity. This one-time funding—up to \$11.4 million for Austin—can be spent on various projects with the goal of reducing homelessness and increasing housing stability. The following activities are eligible for funding by HOME-ARP:

- Supportive services;
- Acquisition and development of non-congregate shelters;
- Tenant-based rental assistance (TBRA);
- Development of affordable rental housing;
- Non-profit operating expenses; and
- Non-profit capacity building.

To comply with federal funding requirements, the city must submit an allocation plan to the Housing and Urban Development department via an amendment to the FY2021-2022 Action Plan, which states how the city plans to use the \$11.4 million grant and describes the process to gather community feedback.

The revised HOME-ARP allocation plan draft will be available at the following link starting October 6, 2022. Using the link below, the public can view the revised HOME-ARP allocation plan and submit comments on the proposal. A description of the proposed use of the \$11.4 million grant is included on the webpage and can be found in Section IV: HOME-ARP Activities of the draft Allocation Plan document. <https://publicinput.com/HOME-ARP-Draft>

The public is also invited to testify at a public hearing with the Community Development Commission on October 11th. Public comment will be accepted in-person or remotely by telephone, and speakers will be allowed up to three minutes to provide their comments. Registration no later than noon the day before the meeting is required for remote participation. Pre-registration is not required for in-person participation. To register, call or email the board liaison at 512-974-1606 or [jesse.gutierrez@austintexas.gov](mailto:jesse.gutierrez@austintexas.gov).

#### ADA and Equal Opportunity Compliance Statement

The City of Austin is committed to compliance with the American with Disabilities Act. Reasonable modifications and equal access to communications will be provided upon request. Meeting locations are planned with wheelchair access. If requiring Sign Language interpreters, translation services, or alternative formats, please give notice by calling 512-974-1606 at least 2 days prior to the meeting date. TTY users route through Relay Texas at 711. For more information on the Community Development Commission, please contact Jesse Gutierrez at 512-974-1606. CDC Commissioners may contact CTM for email/technology assistance: 512-974-4557.

**About Housing and Planning Department**  
The Housing and Planning Department provides resources related to planning, zoning, housing, and

The following articles were published by the Austin Monitor and KVUE to promote the second public comment period for the draft HOME-ARP Allocation Plan.



## Money for the homeless: How should it be spent?

FRIDAY, SEPTEMBER 23, 2022 BY [ELIZABETH PAGANO](#)

The city is asking for the community's help in allocating a potential \$11.4 million in American Rescue Plan dollars earmarked for the homeless in Austin. Starting Oct. 6, the public can review [the revised allocation plan](#) that will be open for comment through Oct. 21. There is also an opportunity to offer public comment at an Oct. 11 meeting of the [Community Development Commission](#), either in person or by emailing the board liaison at [jesse.gutierrez@austintexas.gov](mailto:jesse.gutierrez@austintexas.gov). According to a press release from the city, Austin's share of the \$5 billion in federal dollars may be spent on:

- Supportive services
- Acquisition and development of non-congregate shelters
- Tenant-based rental assistance
- Development of affordable rental housing
- Nonprofit operating expenses
- Nonprofit capacity building

### JOIN YOUR FRIENDS AND NEIGHBORS

We're a nonprofit news organization, and we put our service to you above all else. That will never change. But public-service journalism requires community support from readers like you. Will you join your friends and neighbors to support our work and mission?

DONATE TODAY

Tweet

Share 0

Share

Share

## HOMELESS

## City of Austin asking for feedback on planned use federal funds to address homelessness

The funding can be spent on various projects with the goal of reducing homelessness and increasing housing stability, according to the City.



Author: KVUE Staff

Published: 3:48 PM CDT September 22, 2022

Updated: 5:22 PM CDT September 22, 2022



AUSTIN, Texas — The [City of Austin](#) is eligible to receive millions in [HOME-American Rescue Plan](#) (ARP) funds to help addresses homelessness. But, first, the City wants the community to review its allocation plan and provide comments on the recently revised draft.

The City said the second public comment period for the revised draft will be open from Oct. 6 through Oct. 21, with a [Community Development Commission](#) public hearing scheduled for Oct. 11.

Ad removed. [Details](#)

The public is invited to testify at the Oct. 11 hearing in person or remotely. Registration is required no later than noon on Oct. 10 for remote participation, but pre-registration is not required to participate in person. To register, call 512-974-1606 or email [jesse.gutierrez@austintexas.gov](mailto:jesse.gutierrez@austintexas.gov).

The City said the ARP allocated \$5 billion to assist people experiencing homelessness and other populations experiencing housing insecurity. This one-time funding – up to \$11.4 million for Austin – can be spent on various projects with the goal of reducing homelessness and increasing housing stability, according to the City.

## Related Articles

[Austin City Council passes resolution regarding resources to fight sex trafficking in homeless community](#)

[HEAL Initiative passes goal of connecting 200 to shelters but more than half returned to homelessness, city data shows](#)

[21 Austin nonprofits receive grants to address homelessness, improve services](#)

These activities are eligible for funding by HOME-ARP:


- Supportive services
- Acquisition and development of non-congregate shelters;
- Tenant-based rental assistance
- Development of affordable rental housing
- Nonprofit operating expenses
- Nonprofit capacity building

The City said to comply with federal funding requirements, it must submit an allocation plan to the [U.S. Department of Housing and Urban Development](#) by way of an amendment to the [fiscal year 2021-22 Action Plan](#), which states how the City plans to use the \$11.4 million grant and details the process to gather feedback from the community.

The City said the revised allocation plan draft will be available at [this link](#) starting on Oct. 6. The public will be able to view the revised plan and submit comments on the proposal.

On Thursday, the City's homeless strategy officer provided an update on homelessness in Austin. Hear from Dianna Grey below:

LIVE: Austin's homeless strategy officer provides update on homelessness | KV...



KVUE on social media: [Facebook](#) | [Twitter](#) | [Instagram](#) | [YouTube](#)

PEOPLE ARE ALSO READING:

- [Kyle man arrested, accused in threatening voicemails to Austin Waldorf School](#)
- [Nurses at Ascension Seton Medical Center officially unionize](#)
- [Attempted patrol vehicle break-in leads to struggle, constable injured](#)



[What is the sticky stuff on my car? It's not tree sap](#)

**Amazon Has Millions of Prime Subscribers — But Few Know About This Savings Trick**

Capital One Shopping | Sponsored

Read More

**Here Are 23 Of The Coolest Gifts For 2022**

## Public Comment Period Feedback

From May 3rd, 2022 to June 10, 2022, the public was invited to submit feedback on the draft HOME-ARP allocation plan. The comments listed in the pages below were submitted to the *SpeakUp Austin!* webpage that included the draft HOME-ARP allocation plan and summary information. Comments were submitted in response to the following prompt.

**Please provide your thoughts about the proposed plan to spend \$11.4 million on projects related to homelessness and housing instability.**

### HOME-ARP Budget

HOME-ARP Funds	Allocation	Percentage
<b>Sources</b>		
<b>Projected HOME-ARP Award</b>	\$11,441,252	
<b>Uses</b>		
<b>Acquisition and Development of Non-Congregate Shelters</b>	\$8,000,000	70%
<b>Development of Affordable Rental Housing</b>	\$1,000,000	9%
<b>Supportive Services</b>	\$725,064.20	6%
<b>Planning and Administration*</b>	\$1,716,187.80	15%
<b>Total</b>	\$11,441,252	100%

*\*Planning and Administration cannot exceed 15% of the total grant.*

### Comment

In addition to being a single mother who does not receive child support, I am also an underpaid Austin ISD teacher, a victim of physical, mental, and financial abuse that spanned for 15 years and still going due to my daily therapy and constant medical appointments. They call me a survivor because I escaped the abuse, but I sure don't feel like one. My ex-husband's 2 year restraining order just expired and I still suffer from medically-diagnosed severe PTSD, generalized anxiety disorder, and major depression. With these mental issues, I have developed several physical medical issues like severe tremors, stuttering, night terrors, panic attacks, and the list goes on. I was placed on mandatory therapy through Austin ISD's Employee Assistance Program, but 4 short phone talk therapies do nothing but maybe give you a reminder that you should not lose hope. I am not a local, but not by choice. I am from El Paso and was recommended by the Crime Victims Unit to relocate cities for mine and my son's safety. I had to leave my home and beloved teaching job, sell what I could for pennies, and with partial assistance from the program, was able to accept the first job that came up here in Austin to teach Special Education. After not being able to work and being placed in a Safe House for 3 long months, we finally made our way here to what we were told was definitely an affordable living and better environment for us. Well, that has been FAR from the case. With high hopes, I came to Austin with my son after having to make thousands of dollars in an upfront payment to the apartment complex where I live now (until eviction I suppose) in order to have a home. This was due to the financial ruin my ex put my finances and credit history through without my knowing. Call me ignorant, naive, weak, whatever, but I have always been a mother first and a teacher second- that is what I focused on because it made it easier on my child and kept me busy with school activities so that the storm at home was as calm as possible. In the aftermath, I realize my mistakes, but after being in Austin for 2 years now, I am in a worst financial scenario than I was at the beginning. Right away, when I got my first paycheck and saw all the deductions, I knew there was no way I could afford where I was living even though it was considered "reasonable rent" at the time at \$1770. After a few months, I had to apply to the Texas Rent Relief program, was accepted, and they helped get caught up to that point. I will be grateful to them forever. However, my troubles did not end. The stress from having to work two full-time teaching positions for the salary of one due to no funding, teacher shortages, etc., put my health at even more severe risk. I finally collapsed at school during my class from severe exhaustion. After the EAP assistance, I still had to suffer months before I could get any sort of doctor-led therapy. I had to file for FMLA and have gone through my sick leave. I'm in a sort of "wait list" therapy program and still on a wait list for a psychiatrist. I have no income coming in and have not been able to pay rent here in almost two years. I have applied for it all and once funding ran out, I was waitlisted and still am through the RENT program. I sure hope I don't lose my place in line. We live in fear everyday that we will be kicked out onto the streets. Since I moved here, the rent has risen to \$2300 plus tons of extra fees. Every month, this amount plus daily late fees just keeps getting added and added to my arrears. I have tried to move, but due to my credit would have to pay thousands up front. I don't have any income right now, but have applied for several assistance programs. I am still an employee of AISD on FMLA, but my doctor has not released me yet because I have not been able to start a program due to the high volume and staff shortage. I have always paid my taxes, always followed the law, been a dedicated award-winning English teacher, been an excellent mother, and even dealt with the hell of an abusive man due to his mental disabilities he acquired for his service to the US Marines. Out of fear, I never filed charges on him, but the state did. I don't understand how the Attorney General has not been able to retrieve child support from his VA medical disability payments. His disability payments are higher than my salary and I have a master's degree. He hasn't worked in many years and surely



traveling the country happily without thinking his son needs food and clothes. SNAP benefits- don't qualify. TANF- don't qualify. I have delivered groceries on the side for extra money, but it destroyed my already bad bone injuries. I never quit and I am always willing to help even now, that I can't offer much. I am not the only victim of domestic violence who ends up penniless with all her kids and an ex who just stops paying to raise his children. While I support the end to all homelessness, more support and resources need to be in place for us! We have always worked, paid taxes, been good citizens, and what....due to leaving my abuser now I am facing homelessness? This is a nationwide crisis. I yell loud as hell for all women in my position. Help us and our children and give us back our ability to be hardworking, motivated individuals without so many stress-related health issues that are eventually killing us. I have never been homeless and have never been in a shelter and it terrifies me. Why was it suggested my law enforcement that this would be better? I am in a panic and we need assistance NOW...I am grateful to this apartment complex for letting us stay here for now, but that is only because of the protection we have had with rental assistance laws and mandates that keep getting updated. That will soon end. I can't even afford to relocate for a better paying job in an affordable city. I'm stuck here....please help us out of here so we can get our lives back and be productive citizens again. This situation has destroyed almost all of me. It is a lonely world out there, especially when you have dedicated your life to help others and then face the reality that the others are not there for you.

N/A

Just go and talk with those who run Mobile Loaves and Fishes. They have a great plan in place. You could help them continue what they are doing. Go to <https://mlf.org/>

I recommend more towards the development of affordable rental housing and perhaps small single family or duplex homes.

And more AFFORDABLE shared housing complexes for single seniors. Community kitchen and living area with private rooms/bathrooms.

Would recommend more allocated to the development of affordable rental housing.

The biggest problem is the lack of affordable housing in Austin but the City is allocating less on this line item than for planning and admin. Shelters are necessary, but where are people supposed to go after shelter? There is not much we can do for people at risk of homelessness, including those fleeing family violence, if there is nowhere to live long-term. The City keeps awarding permits to destroy affordable housing and build luxury units and to renovate affordable apartments into luxury units. The City needs to address the problem they have created with these decisions and build affordable housing. Most of the money should be moved out of shelter and into affordable housing.

Re-define affordable.

If affordable housing is not addressed as a top priority, other than supportive services or at risk homelessness there is going to be a way bigger homeless crisis here in Austin, Tx than there is now. Most not all, of the homeless population have either a drug addiction or mental illness. Some develop mental problems throughout time from being homeless. There needs to be a strategic plan to address that at another level that can help those in those predicaments to recovery. Especially when they have one of their main homeless shelters housed directly around bars making them more vulnerable to drugs and alcohol. Yet, here we are the great Capital of Texas at the same time making the average working person not even able to afford the high rental rates, which can lead to more homelessness, higher crime if those people become desperate to survive and even mental instability due to the pressure of staying employed while your stressed out if you don't even know where your going to live. It's sad, and unfortunately all their brainstorming on how to use funds they can't see it or maybe they can but that's not really a concern. Maybe, it's nothing more than funding for show. Show me a plan that adds up to the amount funded, So the books are lined up right. Because if those in charge of making a difference to better the outcomes of the homeless, the high rental rates, family violence etc

they would find a solution. Not to mention how even those with past convictions no matter how many years old they are can't get places to live or jobs due to bad decisions in their past. People should not be held accountable for a lifetime due to past

Poorly made decisions. If they have a continuous record I could understand the risk. But, if the record shows different than that also needs to be addressed. Because in my opinion that's entrapment to keep people from being successful in re-entry to living their lives more productive. That also leads to more homelessness and crime. Pressure bust pipes!!! This all in a whole needs to be addressed and funding needs to be used appropriately for those needs. If Austin wants to be successful not only on the tech side, but for all it's citizens than get to work on where it matters most. Even the poorest of its citizens pay taxes, Without the average joe working the hardest labor jobs in any city there would be No city period!!! Thoughts to ponder on folks 🤔

There needs to be a reduction in barriers to qualify for lease. There need to be units available to those w/ poor credit, unstable rental history, and criminal history/history of incarceration. And individuals and families need a place to stay in the short term until they can get into an affordable apartment. Often this means they need financial assistance to afford a hotel, and supportive services to help them apply for housing or leases.

seems like a drop in the bucket for impacting the need for affordable rental housing - I'm assuming when you say "at risk of homelessness" you mean 'experiencing housing instability' and the lack of affordable rental housing makes this a reality for so many.

More affordable rental housing should alleviate the need for some of the homeless shelters. More money should be focused on preventing homelessness.

Why are you putting so much money into re-inventing the wheel when Alan Graham with Community First is making great strides in decreasing homelessness? Many need mental health, not just shelter! Have you spent time on the streets like Alan has? Give him the money to increase his program! Why are you prioritizing providing shelter for homeless rather than increasing police, fire, EMS, and mental health services???!!!!

Why did Community First build a home for a family with two small children, straight from Illinois? This is child endangerment to expose those children to that environment.

<https://mailchi.mp/8b3c7dd19449/a-faithful-presence-august-edition?fbclid=IwAR3JvRlq0A-hBP-j7U8pGI-dZhzGhBZ7oljs9p29sAaLOWFp1vSrIUHNqXo>

Was very surprised he wasn't consulted especially with the new land he's obtaining too.

Aren't non-congregate shelters just a short-term solution to a long-term problem? They are a necessity, but does the city really want to spend 70% of their funds on this? People who want housing but do not have resources to obtain it or keep it should be prioritized. People who are experiencing homelessness and dealing with mental health issues need supportive services so they can live safely. Those who do not want housing should be prioritized last.

The City of Austin's developments process is a major factor in the lack of new housing that in turn drives housing prices higher.

We need more temporary shelter space

Supportive Services should be priority. Of all the priorities budgeted, supportive services is the most difficult to fund and sustain. As well, there are other sources of funding for development of affordable housing. While I understand why Austin might want to use HOME ARP for shelter, Support Services should be prioritized over shelter. Supportive Housing provision is a more effective strategy for ending homelessness, than shelter. With this relatively small allocation, Austin should use as much HOME ARP as possible for support services connected to permanent/deeply affordable housing.

Yes, that is what I feel. The caseworkers are overloaded and turnover is interesting (burn-out?). I would like for any agency that sees this, needs people like me, boots on the ground, commercial real

estate experience, marketing materials, etc. and how may I apply for assistance to meet with apartments owners, investors, associations, etc.
Apply more to development of affordable rental housing and less to planning and administration. Help groups get land and property that is affordable more than the administration of it. Other funding sources exist for that.
How is putting only 6% towards Supportive Services and 9% towards Affordable housing even make sense?? 70% towards Non-congregate shelters that would take time to build. while the lack of services to help those who need it to keep from becoming homeless, which will end up adding to the homeless population if not more is put towards supportive services or affordable housing. And why is it that when it comes to it's own citizens, The funding is never enough to really make a change. But then billions if not trillions can be funded for other stuff easily. Don't make no sense
Help the actual homeless people who actually want the help. Don't help the lazy, or the the druggies that are just taking advantage of the free stuff, that doesn't help anyone in the long run.
Cut planning and administration.
Reduce overheard in "Planning and Administration", do not buy hotels, designate city managed temporary housing and help people get off their drug habits and rehabilitate people with mental health issues so they can reintegrate to society. Stop wasting taxpayer money!
Its about time
The time for non-congregate shelter for COVID-19 has past. The money from the American Rescue Plan Act (ARPA) was not meant to purchase real estate. Furthermore, your previous survey seems to have only been taken by a select few hundred. Just another wash-out to spend this money frivolously, Nonprofit organizations are squandering the money period.
I honestly don't think the money from the American Rescue Plan Act (ARPA) was meant for real estate.
I think this plan is failing to look at the issue from a long term perspective. The lack of affordable housing is leading to homelessness for a lot of families in the Austin area given the rising cost of rent. Providing funding for shelters is a band aid for the larger problem - lack of affordable housing. I feel shelters are used as a way for communities to "hide" the more visible homeless population. Those living in their cars or couch surfing won't see relief from homelessness without access to affordable housing in Austin. Families are also hesitant to use shelters. I strongly urge the City of Austin to allocate more funds towards affordable housing, supportive housing, and support services.
I would advocate for more development for affordable housing and homelessness prevention.
Homelessness & Homelessness Prevention
Priority should be given to long term solutions like housing, not short term fixes like shelter
I would prioritize much more of this funding for development of affordable housing and support services. While we need to find places for our homeless brothers and sisters - temporary housing is only temporary and I want to make sure that the rising costs in Austin and the support services the homeless need to keep them housed do not make the problem worse.
15% for administration is excessive. Total admin should not exceed 10%.
This budget is suitable so far as I am concerned.
50% 25% 25%
15% for Planning and Administration is a statutory limit, not a target. This amount should be reduced.
While the emphasis on shelters is appreciated, I would prefer if a greater proportion of the funds to go to long term development of affordable rental housing
I agree with another post that we should allocate funds to Alan Grahams project that has proven track record of success. Any supportive funds need to be coupled to accountability and quantifiable outcomes to self sufficiency

understand the need to create a prioritized list, but all of these elements work hand in hand and not very well independently.
There needs to be more options. I like San Antonio's approach with a large shelter. Homeless would have the option to go to the shelter or receive a bus ticket to somewhere else if they prefer the options elsewhere.
Should not receive a bus ticket to another city. That's part of the reason why Austin numbers spiked.
Develop more emergency congregate shelters for street folks & make non congregate shelter dependent on the applicant meeting specific treatment or other milestones (job etc)
Need to focus on low income families struggling to stay housed. More affordable housing & rent assistance programs. Also Why can't we do what San Antonio has for the unsheltered? They seem to be helping people
Needs to be more priority on helping working families stay sheltered with rental assistance & affordability efforts. Haven for hope & congregate shelters would work to get people off the streets & in treatment
Highest priorities should be given to the projects that prevent future homelessness. That will free up future funds. 2022 is going to be a tough budget cycle we must optimize our state and federal monies.
A plan to assure shelters are utilized is very important. Understand that current shelters are not the first option for many due to violence, mental health, and drug issues. Supportive services seem like they would be more help than purely purchasing shelters to "act like we're doing something". As usual: planning and administrative costs reflect a bloated city and consultant class; supportive services should be double the administration budget rather than the other way around.
N/A
I would prefer to see development of affordable housing take priority. If we can increase the supply of affordable housing the cost of housing for everyone will decrease. Build up, not out.
I think it's important to address people who are at risk of becoming homeless or who are having housing or rental instability. It cost much more money and takes much more resources to bring people back once they are homeless. So initially we need to stop the homeless ranks from growing. That will give us the greatest yield for these funds.
administration should not get the most. it should go to tiny home communities not throwing money at band aid "solutions" cleaning up homeless camps they just go back to
There has to be other City plans that are Brainerd? In regards to affordablehousing, homelessness, and all thr other aforementionedtopics, why are we not analyzing those and adapting them to the Austin area? Seems like a no brainer?
Allow for some owner occupied assistance. People can't afford the homes they already have
Fund more of the administration/planning costs from local sources and reallocate more of the ARPA funding to supportive services & development of rental housing
Please bring down the costs of Planning and Administration. There is a lot of fat that can be cut.
Would prefer if more money went to affordable housing than shelters.
Build affordable housing. The City Council has promised this for far too long and yet every year fails to deliver.
It would seem to me that the solution to homelessness is homes. Shelters, while useful, are not a long term solution
The vast majority of this great funding should be allocated to helping current renters stay in their apartments and homes. That is why the City of Austin RENT Assistance Program that the City of Austin has engaged in should definitely continue. There can be no better use for those funds than to give Austin residents who are unable to fully pay for their rent the peace of mind and security in knowing

that their elected City Officials truly care about them and are using that funding to help prevent their eviction. Otherwise, they too would have to join the homeless population where there could be recourse from the City. Let's instead protect our elderly renters, many that can no longer work, as well as single parents with children and the disabled. We need your help! Please do not forsake us. Allocate more funding to the City of Austin RENT Assistance Program and the Development of Affordable Rental Housing. Thank you.

From the issues now being seen at the Candlewood in NW Austin, we need to pause and determine how the monies already allocated and/or used was spent. CoA's audit Department can provide fact-based data on how this money was used. All decisions made must include the use of fact-based data. This scientific methodology is widely acknowledged across all types of government, nonprofit, and private industries. My personal opinion is that we can do a better job. In today's current restrained environment we must make the highest and best use decisions on taxpayer funded projects. For me this includes not only money from Austin taxpayers but from the State of Texas and the Federal Government as well.

The Homeless Strategy division should be an integral and permanent part of the Housing and Planning Dept and as such, funding for planning and admin should come primarily from the city's budget, not 15% of this one time ARP allocation. Having adequate and affordable housing, serving all types of populations, should be Austin's top priority. Quality of life in any city has to be measured by how ALL are served, not just the prosperous. The city should also consider joining with and supporting organizations like Community 1st and other non-profits to build upon current successes and achieve service results sooner.

I think the Planning and administration's reward is ridiculous! I'm a 66 year old woman, disabled, in a 55+ community and the City is kicking us out of our apartments to other apartments (to remodel), and I cannot find ANY Permanent Housing Solutions. I have the funding and have supportive services and THEY have very few options for us. Seriously? The least of money is going to Supportive Services to help ME from being homeless AGAIN. Development of Affordable Housing needs to be me, you or our Supportive Services being able to get out and speak to Landlords, Apartment Associations, Chambers and sell them on putting ME and others into their units/housing, etc. I may even have to live partially in a motel and (not again!) a storage unit. You people will not even help us help ourselves. I was a commercial real estate broker for 23+ years and I AM QUALIFIED TO HELP FIND MORE HOUSING UNITS. Help me with expenses for travel, provide marketing material, let my join these associations and let very supportive services know and I can represent them all: Caritas, Front Steps, Arch, Trinity Center, etc. and let me out there and at it. Why, oh, why is this not being done? I know this answer. The case workers are too overloaded to trod off to find access to these things I have mentioned. How may I apply for funding to help with this crisis. There is not enough real estate opportunities because no one is going out there beating the streets for this.....aaarrggghhhh..... I hope you take me serious. I now a lot of folks on breathing machines, walkers, scooters, stage 4 cancer, mental illness, and productive people that work and volunteer. Many are homebound with service providers. What are they to do? I need 55+ communities that accept PSH, vouchers, % of retirement, veterans. Give me those and put me to work. Timing is of the essence to me. I am about to have a nervous breakdown just thinking about being displaced again. HELP me! Let me HELP YOU! By the way, I have been here 2 years. My lease expires June 30, 2022. I have 45 days to move or accept being displaced from my apartment. And, I am NOT moving to those places that do not even have transportation, grocery stores, pharmacies, my service provider, Integral Care, my Churches and volunteer work. I work with Mission Possible!, Church Under the Bridge, Mobile Loaves & Fish/CommunityFirstVillage/GatheringChurch and starting Thursday at Esperanza. Let me go to work for MY community, Arbors on Creekside, for me and my neighbors that are choosing to move only once, therefor not being displaced for whatever time they cannot tell us. I pray their funding is not

granted for the remodeling of these units. It is so not appropriate at a time such as this. This being the unhoused crisis we already have. Many here have case managers and now our case managers are being burdened because we are going to be displaced! If the funding for remodeling is stopped then there are plenty of vacancies here that homeless people can move into. Front Steps helped me with this apartment, by the way.

Shelters without supportive service are useless or harmful. Divide the money 50-50 between preventive and curative. The pandemic has put tons of people at risk and it's well worth it to keep them housed and improve their situation through training, learning, support. And then spend 50% of the curative money on services (Mental health, substance abuse, self-sufficiency training) and 50% on housing (Start with additional camps, move up to additional shelters, and finally move up to more market-based affordable housing). The benchmark we've seen from city Council is insulting to taxpayers. Spending millions to house fewer than 100 in shelter. Completely unacceptable fiscally.

Cut Planning & Administration. Many Homeless are on the street because they want to be there. They have problems like drugs, & mental problems, etc. Give the Homeless more Supportive Services so they can grow to appreciate your housing.

I support more money for development of affordable rental housing and less for planning and administration.

Is this Home-ARP Allocation Plan in addition to the City of Austin's pilot program using taxpayer-funded (paid from property taxes) "guaranteed income" program to give 85 needy households \$1000 per month for a yr to help them pay for household expenses and offset rising housing costs to prevent them becoming homeless. Doesn't the federal government and nonprofits offer this also? IF so, is Austin taking advantage of these programs also? Austin definitely needs affordable housing. Lastly, it appears the Planning and Administration costs are more than the Project awarded above.

The term affordable is not accurate or helpful.

Cut the planning and admin budget in half the money is meant for the homeless. Planning and admin gets twice as much as the homeless that's absurd. Those salary's are the reason that our community is in such crisis. While you sit on a cushy salary we starve and go without shelter are harassed and criminalized. Use that money to give rapid exit and diversion assistance to this that need it now. Acquire land and allow campers rvs tents and our vulnerable population will have safety respect dignity and care. We deserve to get what is meant for us and not have it stolen by city officials and desk sitting paper pushers. Diana Grey get off ur butt and put boots to the ground get dirty and give up you're huge wallet so that your community can actually become Sustainable

\$8million is not really very much. I hope this is used to acquire as much real estate as possible since the value is only going to continue to rise.

Second - Is \$1.7 million really needed for planning or admin purposes? Don't we already have planners/administrators that could provide that portion and allow us to spend more in the other categories? Maxing out Admin funding seems opportunistic

Affordable housing is a vague term and the current laws aren't prioritizing it enough. Huge, rich developers are raking in profits hand over fist and we are letting them build without any contribution to the betterment of the City at large. Make them pay a building fee, and force 50% of all new units to be rent controlled. The current incentive allows these rich folk to pay out of the 'incentive' in order to get more square footage for a fraction of what that unit is actually worth. Make the laws stronger. Give residents a real option other than room mates or homelessness.

Please prioritize children and families who are unable to afford rent and or couch/ motel hopping

Recommend the city reduce the admin fee to put more money into affordable housing. Increase the the supportive service line item while reducing development of shelters line item.



Re-prioritize the line items budget, reduce the administration fee, reduce that in half put more money in its supportive services, put more money in developing affordable rental housing reduce the shelter line item to accommodate recommendations for affordable rental development.

How about you spend the money on land, then let a developer build a 30 story apartment building with 900 units, 300 of which are rent controlled and owned by the city, for affordable housing. The city needs to be thinking about how to build denser, and better. More housing for all is the only way we will solve this. We need to be investing in the long term in city ownership of housing units.

We need more affordable housing. Period. Very wealthy people and businesses are moving into this city. Are they paying their share of taxes? Or are we giving them tax credits? We don't need to encourage any more companies to move here. They should be giving money to the city. We have grown too big for the current infrastructure and the city council/mayor seem paralyzed. Is anyone in charge? The income inequality is getting really scary here. Millionaires in downtown condos and scary slumlords in Northeast Austin.

Affordable housing is one of the biggest challenges facing the community, therefore more funds are needed in this area. We need to reduce the number of individuals and families at risk for homelessness. Also more resources are necessary to help individuals and families pay their monthly rent fees.

It's pretty much the opposite of what I would like to see, but any of this would be welcome in the community. I think slowing the corporate ownership of houses and offering those houses to actual people would be my biggest overall wish.

Austin's unbalanced housing inequity is going to crash and burn at some point in the future. Companies are made up of the CEO, the janitor, and everyone else in-between, each deserve affordable housing. It takes a diverse variety of people to make a city and communities within them healthy and vibrant.

Affordable housing is a huge issue. Rental assistance (or cracking down on vacant vacation homes and short-term rentals, or not allowing corporations to buy housing as investments to flip) is much more needed. Why is planning & administration a larger percentage than affordable housing and support services?

I believe we should focus the funding on Affordable Housing (9% in pic). At least 20% because it would prevent more homeless and better quality of life.

Planning and admin gets more than supportive services? That's crazy. What is non-congregate shelters? How about get folks the services they need and do something to drive down costs in existing housing.

All of these things are incredibly important

Particular to Texas is that people with high incomes don't pay a fair share because property taxes are sole source of funding. People are becoming homeless because of taxes. This cruelty should change

I said before there should be a tax for those moving in out of state. If they're paying 200k over price, what's a tax gonna hurt?

I would prefer to see more balanced funding among Acquisition and Development of Non-Congregate Shelters and Development of Affordable Rental Housing.

While non-congregate shelters are better than congregate, affordable housing is a better long-term solution. I would like to see more money go towards affordable housing.

I disagree with people saying the planning and administration budget should be cut. Planning is important for getting this to actually work, and needs to be adequately funded.

As Austin is growing it is getting more difficult for low-income population and those who are living in range with 204% of poverty level to find a place as rent is increasing in Austin and surrounding and projection for 2022 is 17% increase in rent. There is an urgent need for affordable housing.

Why give the maximum allowable percentage to planning and administration? Is it not possible to reduce the percentage so there is more funding for other areas. I feel it would be possible.

I'd rather money from planning and administration be distributed amongst the other uses ie supportive services, development of affordable rental housing.

I was frustrated by the quality of the report. There were no graphics or visual aids. Many photos in the appendix had text cut off so you could not read the survey questions. Acronyms were introduced and never spelled out. The site is not mobile optimized and links/navigation tools were not used to make navigation easier. I would have appreciated more detail on the budget. All of these factors made it incredibly difficult for me to learn about the project and the City's process.

I think more funds should be allocated to both supportive services and development of affordable rental housing. As Austin continues to grow and become more unaffordable for working and middle class people, equitable and effective solutions will be necessary to stem the tide of folks leaving for cities with a more affordable cost of living. These are the people that make Austin what it is: artists, musicians, service industry folks, and regular, everyday, essential workers (also the demographic most at risk of homelessness).

Too much admin fees. Get away from shelters. Provide housing

That doesn't seem like sufficient amount of money for services, especially if the plan is to serve a high risk population

I'd like to see the city get a better deal on acquiring spaces. I'd also like for abandon places or commercial places that could be converted to multiuse spaces to be apart of the price evaluations. We need these places to turn profit so they can be more self sustaining. Example: hotels with conference rooms can be rented out for teams and people wanting to cowork. Hotels with restaurants can turn into a dining halls allowing small businesses to come in and out the week paying a vending fee. We could also include farming on the property to give some jobs, but also turn profit. I believe more long term and affordable housing/ shared housing is the move. I think if we put a lot of attention into shelters, there needs to be separation of "sane" people who need to get back on their feet in a month or two versus those with mental health issues. Mixing the two is chaotic and prolongs everything. We also need to start prioritizing those who've only been on the streets less because we could probably get them back off quickly. I know we want to go in order of who's on the list, but I see it as a disadvantage to make an very abled body wait years. They'll develop issues over time. I'd like to see tech be included in the supportive services, especially for tracking documents like licenses and socials. People will always loose those documents if they live on the street. Someone made a good point about how there's more funding for admin over services. Not budget related but I find it interesting I didn't see Mobile Loaves and Fishes on the consulting list when they have the village of tiny homes. Also, moving forward I think all registered voters in Travis county should receive notification of this project. I came across this randomly at 2 in the morning. Excuse any typos as I'm on my phone. Hope Austin gets this and the execution is on par.

Check out Mobile Loaves & Fishes, I like what they are doing. Let's empower the Homeless to help themselves. This could give them the confidence to grow & feel some pride.

I already tried to comment on this plan and it was inadvertently deleted. Why is the Planning and Administration so high? There is also typo in the chart above under acquisition, a "comma" is in the wrong place: "\$8,0000,000.00." and should reflect \$80,000,000.00. Does this plan relate to the Austin City Council pilot program they approved being launched using Austin taxpayer dollars (from property taxes) to send monthly checks of \$1000 to 85 needy households for a year to prevent more people becoming homeless? Has the Austin City Council looked at federal funds and charitable contributions for the pilot? If not, why not? Other cities in Texas have. It is heartbreaking, as Austin grew in recent years, so did the number of these poor homeless people.



Austin ISD Teacher Facing Homelessness- In addition to being a single mother who does not receive child support, I am also an underpaid Austin ISD teacher, a victim of physical, mental, and financial abuse that spanned for 15 years and still going due to my daily therapy and constant medical appointments. They call me a survivor because I escaped the abuse, but I sure don't feel like one. My ex-husband's 2-year restraining order just expired, and I still suffer from medically diagnosed severe PTSD, generalized anxiety disorder, and major depression. With these mental issues, I have developed several physical medical issues like severe tremors, stuttering, night terrors, panic attacks, and the list goes on. I was placed on mandatory therapy through Austin ISD's Employee Assistance Program, but 4 short phone talk therapies do nothing but maybe give you a reminder that you should not lose hope. I am not a local, but not by choice. I am from El Paso and was recommended by the Crime Victims Unit to relocate cities for mine and my son's safety. I had to leave my home and beloved teaching job, sell what I could for pennies, and with partial assistance from the program, was able to accept the first job that came up here in Austin to teach Special Education. After not being able to work and being placed in a Safe House for 3 long months, we finally made our way here to what we were told was an affordable living and better environment for us. Well, that has been FAR from the case. With high hopes, I came to Austin with my son after having to make thousands of dollars in an upfront payment to the apartment complex where I live now (until eviction I suppose) in order to have a home. This was due to the financial ruin my ex put my finances and credit history through without my knowing. Call me ignorant, naive, weak, whatever, but I have always been a mother first and a teacher second- that is what I focused on because it made it easier on my child and kept me busy with school activities so that the storm at home was as calm as possible. In the aftermath, I realize my mistakes, but after being in Austin for 2 years now, I am in a worst financial scenario than I was at the beginning. Right away, when I got my first paycheck and saw all the deductions, I knew there was no way I could afford where I was living even though it was considered "reasonable rent" at the time at \$1770. After a few months, I had to apply to the Texas Rent Relief program, was accepted, and they helped get caught up to that point. I will be grateful to them forever. However, my troubles did not end. The stress from having to work two full-time teaching positions for the salary of one due to no funding, teacher shortages, etc., put my health at even more severe risk. I finally collapsed at school during my class from severe exhaustion. After the EAP assistance, I still had to suffer months before I could get any sort of doctor-led therapy. I had to file for FMLA and have gone through my sick leave. I'm in a sort of "wait list" therapy program and still on a wait list for a psychiatrist. I have no income coming in and have not been able to pay rent here in almost two years. I have applied for it all and once funding ran out, I was waitlisted and still am through the RENT program. I sure hope I don't lose my place in line. We live in fear every day that we will be kicked out onto the streets. Since I moved here, the rent has risen to \$2300 plus tons of extra fees. Every month, this amount plus daily late fees just keeps getting added and added to my arrears. I have tried to move, but due to my credit would have to pay thousands up front. I don't have any income right now but have applied for several assistance programs. I am still an employee of AISD on FMLA, but my doctor has not released me yet because I have not been able to start a program due to the high volume and staff shortage. I have always paid my taxes, always followed the law, been a dedicated award-winning English teacher, been an excellent mother, and even dealt with the hell of an abusive man due to his mental disabilities he acquired for his service to the US Marines. Out of fear, I never filed charges on him, but the state did. I don't understand how the Attorney General has not been able to retrieve child support from his VA medical disability payments. His disability payments are higher than my salary and I have a master's degree. He hasn't worked in many years and surely traveling the country happily without thinking his son needs food and clothes. SNAP benefits- don't qualify. TANF- don't qualify. I have delivered groceries on the side for extra money, but it destroyed my already bad bone injuries. I never quit and I am always willing to help even now, that I can't offer much. I am not the only victim of domestic violence who ends up penniless with

all her kids and an ex who just stops paying to raise his children. While I support the end to all homelessness, more support and resources need to be in place for us! We have always worked, paid taxes, been good citizens, and what.... due to leaving my abuser now I am facing homelessness? This is a nationwide crisis. I yell loud as hell for all women in my position. Help us and our children and give us back our ability to be hardworking, motivated individuals without so many stress-related health issues that are eventually killing us. I have never been homeless and have never been in a shelter and it terrifies me. Why was it suggested my law enforcement that this would be better? I am in a panic, and we need assistance NOW...I am grateful to this apartment complex for letting us stay here for now, but that is only because of the protection we have had with rental assistance laws and mandates that keep getting updated. That will soon end. I can't even afford to relocate for a better paying job in an affordable city. I'm stuck here.... please help us out of here so we can get our lives back and be productive citizens again. This situation has destroyed almost all of me. It is a lonely world out there, especially when you have dedicated your life to help others and then face the reality that the others are not there for you.

**Attachment D:** TX-503 Austin/Travis County 2022 Needs and Gaps Report

**AUSTIN / TRAVIS COUNTY CONTINUUM OF CARE NEEDS AND GAPS**

**By**

**Christopher Murray**

**Research & Evaluation Analyst**

**Ending Community Homelessness Coalition, Inc.**



**An Annual Report**

**Submitted to the Continuum of Care Board**

**TX-503 Austin / Travis County**

**In Fulfillment of the Requirements**

**Outlined in 24 CFR § 578.7(c)(3)**

**July 15, 2022**

# TABLE OF CONTENTS

Introduction .....	5
Background .....	5
Data .....	5
About ECHO .....	5
Acknowledgement of Contributions .....	6
Acknowledgement of Limitations .....	6
2021 Projects and Enrollments .....	7
Number of Projects by Type .....	7
<b>Figure 1:</b> Total Number of Projects by Type in 2021 .....	7
Project Enrollments .....	8
<b>Figure 2:</b> Total Number of Project Enrollments by Type in 2021 .....	8
Population Characteristics .....	9
Gender .....	9
<b>Figure 3:</b> Gender in 2021 .....	9
Age Distribution .....	9
<b>Figure 4:</b> Age Distribution in 2021 .....	9
Household Size .....	10
<b>Figure 5:</b> Household Size in 2021 .....	10
Subpopulations .....	10
<b>Figure 6:</b> Subpopulations in 2021 .....	10
Race and Ethnicity .....	11
<b>Figure 7:</b> Travis County and PEH Populations Race and Ethnicity .....	12
System Characteristics .....	13
Coordinated Entry System Flow .....	13
<b>Table 1:</b> Coordinated Entry System Flow .....	13
Heads of Household: Disabling Conditions .....	14
<b>Table 2:</b> Heads of Households Reporting Disabling Conditions by Program Type .....	14
Heads of Household: Subpopulations .....	14
<b>Table 3:</b> Heads of Households by Subpopulation by Program Type .....	14

System Analysis, Needs, and Project Capacities.....	15
Overview.....	15
Texas Housing Cost Burdens .....	17
<b>Figure 8:</b> Percent of Extremely Low-Income Renters with Severe Housing Cost Burdens in Texas.....	17
Average Rent in Austin.....	18
<b>Figure 9:</b> Seasonally Adjusted Average Rent in Austin .....	18
Evictions in Austin .....	19
<b>Figure 10:</b> Weekly Eviction Filings in Austin.....	19
Housing Inventory Count .....	20
<b>Figure 11:</b> Number of Year-Round Beds by Project Type per the HIC Report .....	20
Permanent Housing Program Move-Ins.....	21
<b>Figure 12:</b> 2021 Permanent Housing Program Move-Ins.....	21
Lack of Income, Benefits, and Health Insurance at Program Enrollment .....	22
<b>Figure 13:</b> Percent of Households Without Income, Benefits, or Insurance .....	22
System Performance Measures.....	23
Measure 1: Average Length of Stay .....	23
<b>Figure 14:</b> System Performance Measure 1 – Length of Stay in ES, SH, and TH.....	23
Measure 2: Returns to Homelessness.....	24
<b>Figure 15:</b> System Performance Measure 2 – Returns to Homelessness.....	24
Measure 3: HMIS Counts .....	25
<b>Figure 16:</b> System Performance Measure 3 – HMIS Counts .....	25
Measure 4: Increased Income for Leavers.....	26
<b>Figure 17:</b> System Performance Measure 4 – Increased Income for Leavers .....	26
Measure 5: First Time Homelessness .....	27
<b>Figure 18:</b> System Performance Measure 5 – First Time Homelessness Enrollments.....	27
Measure 7a1: Successful Street Outreach .....	28
<b>Figure 19:</b> System Performance Measure 7a1 – Successful Street Outreach .....	28
Measure 7B1: Successful Exits.....	29

<b>Figure 20: System Performance Measure 7b1 – Successful Exits .....</b>	<b>29</b>
Measure 7B2: Successful Exits From PH.....	30
<b>Figure 21: System Performance Measure 7b2 – Successful Exits .....</b>	<b>30</b>
Addressing Key Needs & Gaps.....	31
Centralized Housing Portfolio .....	31
Subpopulations.....	32
Racial Disparities.....	32
Fiscal Responsibility and Grant Management.....	33
Glossary .....	34
References.....	38
Full Text Hyperlinks .....	39

# INTRODUCTION

## BACKGROUND

This report provides an overview of the Homelessness Response System (HRS), how people utilize the services that are available, and what else is needed to end homelessness in Austin and Travis County. The HRS serves a diverse population with needs ranging from minimal housing assistance to permanent housing programs like [Rapid Re-Housing \(RRH\)](#)<sup>1</sup> and [Permanent Supportive Housing \(PSH\)](#).<sup>2</sup> Our goal is to make this report both technically comprehensive and colloquially accessible so that the Continuum of Care's (CoC) governance may use it for CoC planning and funding priorities, service providers may use it for strategic and operational planning, and other stakeholders and the public can also use it as an overview and reference guide for the Homelessness Response System.

## DATA

The majority of this report analyzes data from the previous full calendar year (January 1, 2021 to December 31, 2021). Sections or measures with different reporting periods are noted in the text. Most agencies enter information into a secure, centralized database, the local [Homeless Management Information System \(HMIS\)](#).<sup>3</sup> Like the [2021 Needs and Gaps Report](#),<sup>4</sup> this report uses data exported from HMIS to analyze the broadest group of people experiencing homelessness for whom the HRS has comprehensive data. Reports in years prior to the 2021 report used a different data set of Coordinated Entry System (CES) assessments from people seeking entry to RRH and PSH programs. The 2022 report's analyses also do not exclude enrollments from project types such as Prevention, Supportive Services Only, and Other that may not require homelessness as an entry criterion.

## ABOUT ECHO

The [Ending Community Homelessness Coalition \(ECHO\)](#)<sup>5</sup> is a 501(c)3 nonprofit organization that serves as the Austin / Travis County Continuum of Care (CoC) Lead Agency, CoC Collaborative Applicant, Coordinated Entry System manager, and local HMIS database administrator. We are tasked with planning and coordinating community-wide strategies to end homelessness in the Austin / Travis County geographic region. We work in collaboration with people with lived experience of homelessness, community nonprofits, and government agencies to coordinate services and housing resources for the people who are experiencing homelessness in our community. We use research and evidence-based practices to advocate for the resources to bring the local Homelessness Response System to scale and meet our community's goal of ending homelessness.



## ACKNOWLEDGEMENT OF CONTRIBUTIONS

The Research and Evaluation department at the Ending Community Homelessness Coalition works collaboratively: this report was made possible through the expertise and support of Akram Al-Turk, our Director of Research and Evaluation, as well as Claire Burrus, our Research and Evaluation Manager. Furthermore, this report is based primarily on data exported from HMIS, which were gathered by our local service provider partners. In addition to the on-the-ground case management and direct assistance these agencies offer clients, the same staff who provide these services also record vital information in HMIS, which allows not only for their own agencies' required grant reporting but also for larger system analyses such as this Needs and Gaps report. ECHO is grateful for our partners' ongoing commitment to data quality.

## ACKNOWLEDGEMENT OF LIMITATIONS

The Homelessness Response System is not a controlled laboratory environment. The most current HMIS data may be in flux if corrections are being made, missing values are being caught (or remain missing), or if information is either initially reported or recorded incorrectly. For these reasons it is possible that identical analyses conducted at different points in time could yield slightly different results, but which do not change the overall trends or big picture of what the data show. Since the following analyses are largely for the previous full calendar year, this allows us to confidently use the most stable and accurate data.

Furthermore, there are several concepts touched upon or mentioned in this report for which we would prefer to conduct deeper analyses, so we intend to conduct further studies to publish independent reports on these topics in the future, which may include but are not limited to:

- Coordinated Entry System Flow: especially for clients who have not been referred to permanent housing projects – and Coordinated Assessment access, geographic mapping, and utilization.
- Total funding amounts, proportions, and cost effectiveness analysis of dollars allocated to different intervention types.
- Further qualitative studies in collaboration with people who have lived experience of homelessness in our community.

Most importantly, the data we are working with are not just numbers, but real *people* and information about these people. Quantitative analyses cannot do justice to any of these individual people's personal experiences.

# 2021 PROJECTS AND ENROLLMENTS

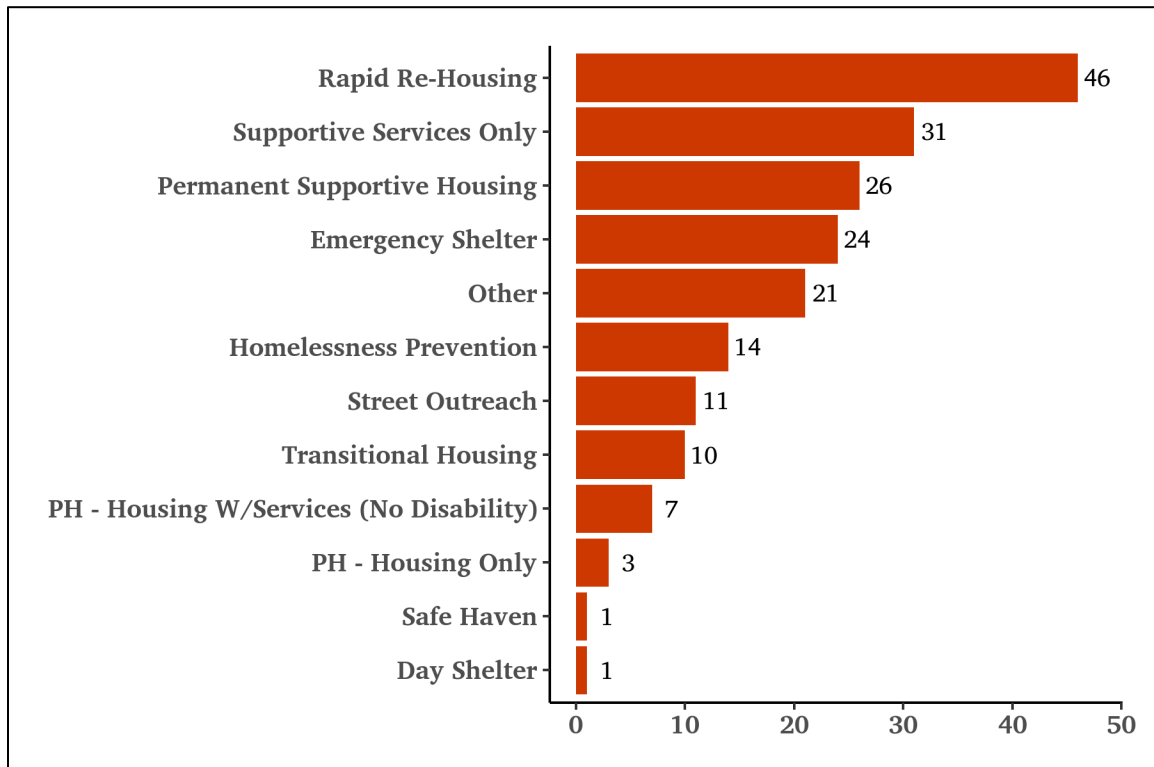
Per the United States Department of Housing and Urban Development's (HUD) current [HMIS Data Standards](#),<sup>6</sup> there are 13 HMIS classifications for project types. Please see the [glossary](#) for HUD's definitions of these project types.

- Emergency Shelter
- Transitional Housing
- PH – Permanent Supportive Housing
- Street Outreach
- Services Only
- Other
- Safe Haven
- PH – Housing Only
- PH Housing with Services (no disability required for entry)
- Day Shelter
- Homelessness Prevention
- PH – Rapid Re-Housing
- Coordinated Entry

## NUMBER OF PROJECTS BY TYPE

In 2021, of the active homelessness services projects in HMIS, approximately a quarter (23.6%) were Rapid Re-Housing projects, followed by Supportive Services Only projects (15.9%), Permanent Supportive Housing projects (13.3%), and Emergency Shelter projects (12.3%). Six projects do not have a project type assigned to them, and there is one Coordinated Entry project, for a total of 202.

**Figure 1:** Total Number of Projects by Type in 2021

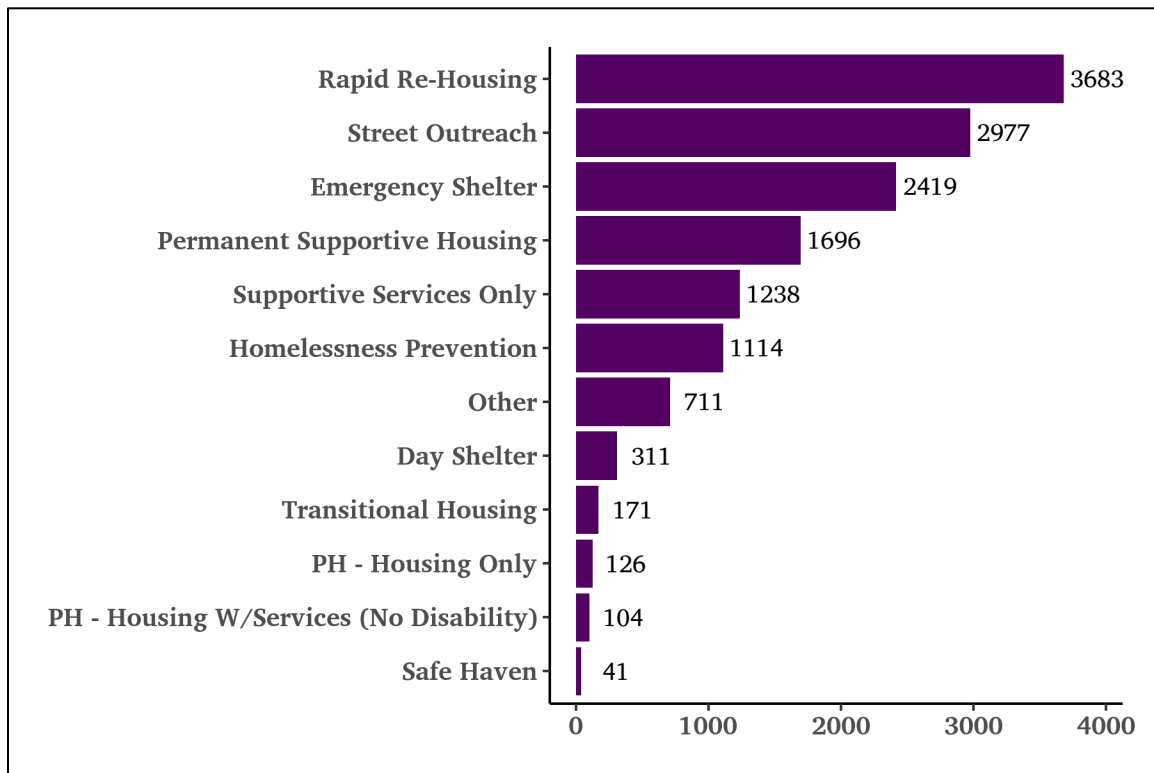


## PROJECT ENROLLMENTS

Calculating utilization of projects by participants is nuanced given that there can be carryover for certain project types: for example, a participant in RRH may have been enrolled and housed in 2020 but continued receiving housing stability case management and rental assistance into 2021 until their exit that year. For the purposes of this report, the “universe” of enrollments examined for 2021 includes clients who were active in RRH and/or PSH projects during 2021 (whether newly enrolled that year or still enrolled having been enrolled in a previous year) and, for other project types, clients who were enrolled during the 2021 calendar year.

Rapid Re-Housing followed by the Street Outreach, Emergency Shelter, and Permanent Supportive Housing project types, respectively, had the highest total number of enrollments in 2021. Please note that in some cases the same individual may potentially enroll in multiple projects and/or in the same project more than once, so “total enrollments” are not always equal to “unique clients.”

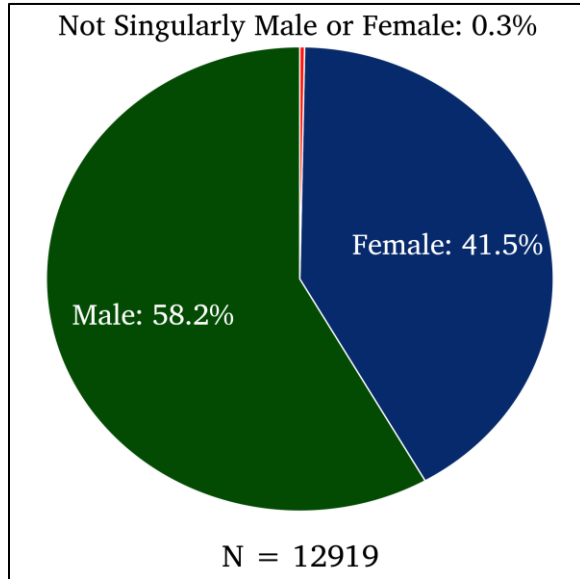
**Figure 2:** Total Number of Project Enrollments by Type in 2021



# POPULATION CHARACTERISTICS

## GENDER

**Figure 3: Gender in 2021**

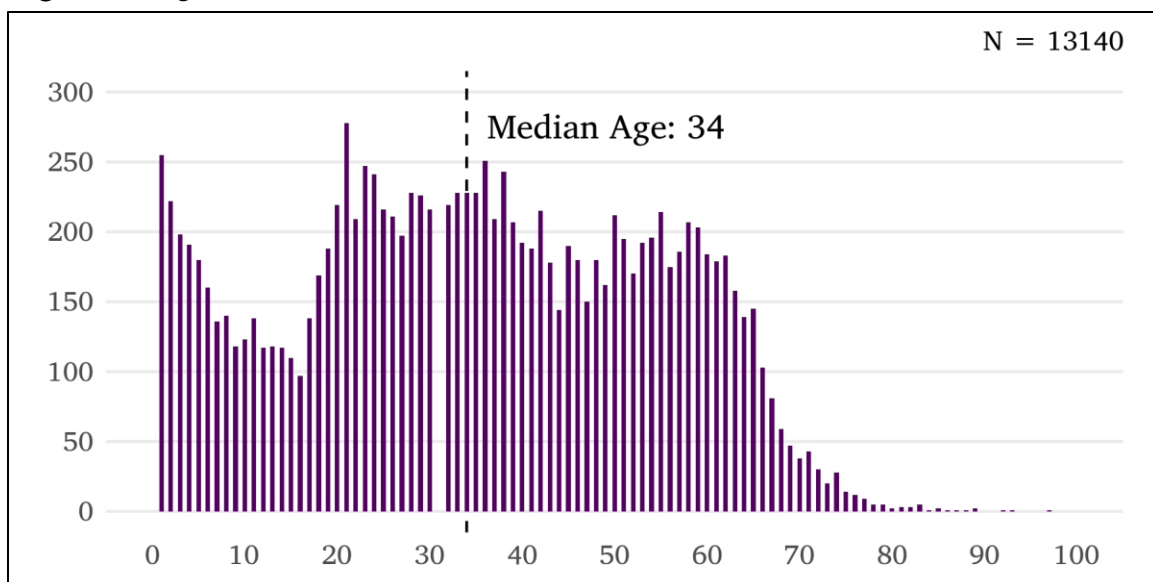


The difference between the percentage of male and female clients was smaller in 2021 than it was in 2020, during which 61.6% of clients reported being cisgender males, 37.7% of clients reported being cisgender females, and 0.8% of clients reported being in a third category including transgender or gender non-conforming. In this year's report, clients who reported being transgender are counted under whichever gender they identify with. The percentage of clients who reported being transgender in 2021 was 0.55%.

## AGE DISTRIBUTION

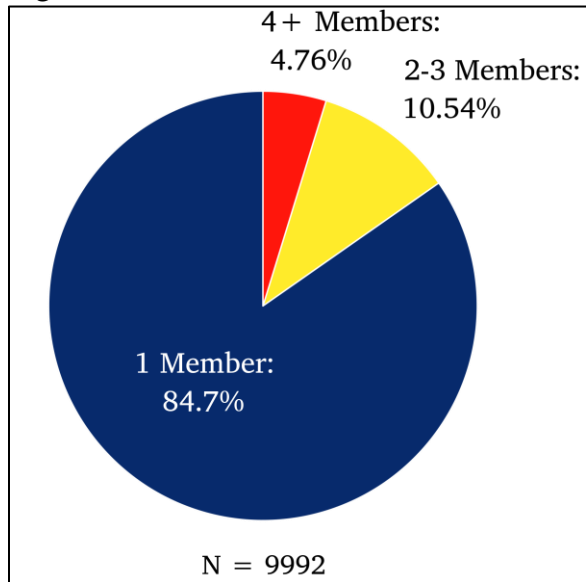
The age distribution in 2021 was similar overall to 2020, although the number of newborns and children was higher in 2021 and the median age was four years lower, down to 34 from 38.

**Figure 4: Age Distribution in 2021**



## HOUSEHOLD SIZE

**Figure 5: Household Size in 2021**

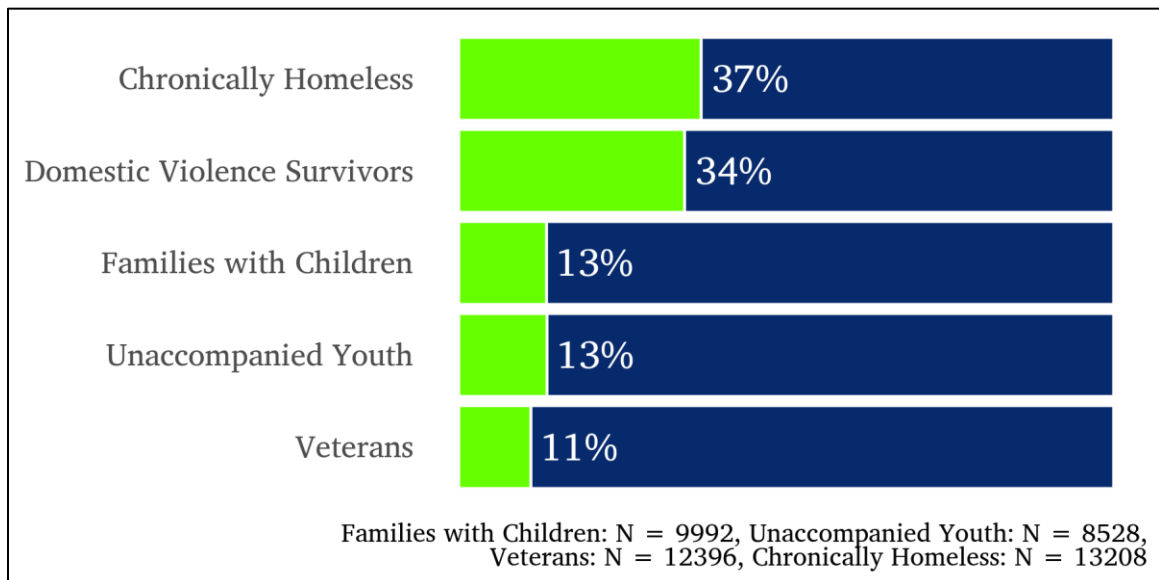


The largest household size category represented in the HMIS data for the Homelessness Response System in the year 2021 remained single member households, although that percentage decreased by 5.6 percentage points from the previous proportion of 90.3% during 2020. Meanwhile, the percentages of two to three member households and of four or more member households rose somewhat from 6.7% (an increase of 3.84 percentage points) and 2.9% (an increase of 1.86 percentage points), respectively.

## SUBPOPULATIONS

The 2021 breakdown of HUD classifications of subpopulations was similar to the analysis from 2020, with the most noticeable change being a decrease in the chronically homeless population and an increase in families with children, both by four percentage points.

**Figure 6: Subpopulations in 2021**



**Note:** Subpopulations are not mutually exclusive so the same individual may be a member of two or more subpopulations.

## RACE AND ETHNICITY

Burrus (2022), in the 2022 Austin / Travis County Continuum of Care Racial Disparities report released by ECHO more fully outlines and analyzes the current and historical inequities present in the Homelessness Response System, including that “Black people in Austin / Travis County are significantly more likely to experience homelessness than are members of other racial or ethnic groups” (21), and that “The probability of experiencing homelessness in Travis County for a Black/African American person is over six times than that of a White person, based on the racial composition of the population” (7).

The latter of these two points is shown in Figure 7 on the next page. For further, more in-depth information regarding racial disparities in the Austin / Travis County Continuum of Care, please see the [2022 Racial Disparities Report](#).<sup>7</sup>

The Travis County information used in Figure 7 comes from the 2019 American Community Survey 5-Year Data published by the United States Census Bureau, which was accessed from the [United States Census Bureau Application Programming Interface \(API\)](#)<sup>8</sup> with [R](#)<sup>9</sup> using the “[tidycensus](#)”<sup>10</sup> package created by Kyle Walker, Matt Herman, and Kris Eberwein.

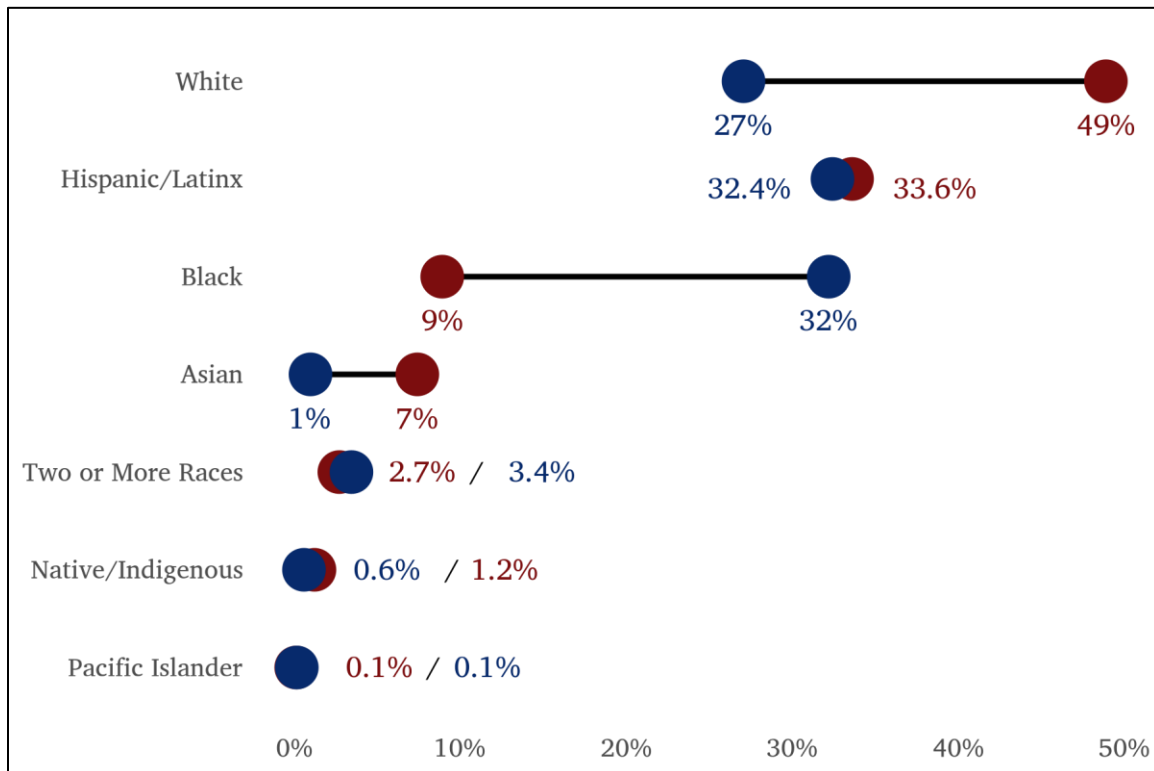
Note: This product uses the Census Bureau Data API but is not endorsed or certified by the Census Bureau.

Specifically, Figure 7 on the following page shows what percent each of the racial/ethnic categories listed on the lefthand side make up of People Experiencing Homelessness (PEH) as recorded in HMIS (represented by the blue circles and text) and the general Travis County population as captured by the U.S. Census Bureau (represented by the red circles and text). If the two circles are closer together, then the percentages of the two populations (People Experiencing Homelessness and the general Travis County population) that particular racial/ethnic category makes up are more proportionally similar, whereas if the two circles are further apart then the percentage of the two populations that racial/ethnic category makes up are more proportionally different.

If the percentage of the red circle (representing the general Travis County population) is greater than that of the blue circle (representing People Experiencing Homelessness) then that racial/ethnic category makes up a higher percentage of the general Travis County population than it does the population experiencing homelessness. This is the case with the White racial category below, as well as with the Asian category to a lesser extent.

Alternatively, if the percentage of the blue circle is greater than that of the red circle, then that racial/ethnic category makes up a higher percentage of the population experiencing homelessness than it does the general Travis County population. This is the case with the Black racial category below.

**Figure 7:** Travis County and PEH Populations Race and Ethnicity



**Note:** These racial/ethnic categories are mutually exclusive. For example, those who chose to identify as Hispanic/Latinx will be counted under that category and not any others, and people who chose to identify as Two or More Races are counted under the category with that label.

# SYSTEM CHARACTERISTICS

## COORDINATED ENTRY SYSTEM FLOW

In the 2021 calendar year, 2,534 clients took their first Coordinated Assessment (CA). The median and mean days from the start of these clients' homelessness to their first CA were 232 days and 656 days, respectively.

Also in the same year, 1,338 clients who had taken a CA were referred to housing programs. The Coordinated Entry System sends out referrals to participating projects when they report openings and request referrals be sent. For those 1,338 clients who were referred to programs after taking a CA, the median and mean days from CA to referral were 33 days and 74 days, respectively.

*However, many people have taken a CA but have not yet been referred to a housing program, and they may have been waiting many months or longer which is not reflected in this measurement.*

Different future analyses will account for clients who have taken a CA but have not been enrolled yet, as well as for how many times clients take a CA during an episode of homelessness before they are referred to a program.

Finally, the median and mean days from program referral to program enrollment were 17 days and 41 days, respectively. The median and mean days from program enrollment to housing move-in were 71 days and 110 days, respectively.

**Table 1:** Coordinated Entry System Flow

Measure	Median	Mean	People
Days From Homelessness Start to First CA	232	656	2,534
Days from CA to Program Referral	33	74	1,338
Days from Referral to Program Enrollment	17	41	855
Days from Program Enrollment to Move-In	71	110	613

**Note:** Calculations of median and mean in Table 1 are rounded to the nearest full day.



## HEADS OF HOUSEHOLD: DISABLING CONDITIONS

For enrollments in all project types, the majority of heads of household (HOH) report some kind of disabling condition. PSH is the main intervention often requiring a disabling condition for entry (PSH projects generally require [chronic homelessness](#)<sup>11</sup> as part of their eligibility criteria, which means clients must have a disabling condition in addition to meeting the chronicity timeline), but large percentages of clients in non PSH projects also report disabling conditions, making the presence of a disability highly prevalent across all clients enrolled in the HRS.

**Table 2:** Heads of Households Reporting Disabling Conditions by Program Type

Project Group	Mental Health	Physical	Chronic Health	Developmental	Substance Use	HIV/AIDS	Any Disabling Condition	Total
Non-PH	51%	31%	35%	19%	25%	3%	69%	6,124
PSH	59%	47%	44%	13%	36%	6%	85%	1,047
RRH	52%	34%	35%	17%	22%	3%	70%	1,408

**Note:** Disabling conditions are not mutually exclusive. The same individual may report two or more disabilities. The data above reflect information collected during enrollment at a client's most recent program entry.

## HEADS OF HOUSEHOLD: SUBPOPULATIONS

Several of our community's subpopulation-specific resources and gaps are reflected below: the [HUD-VASH](#)<sup>12</sup> (Veteran Affairs Supportive Housing) program is reflected in that PSH for veterans accounts for more than half of our PSH, and the HUD [YHDP](#)<sup>13</sup> (Youth Homelessness Demonstration Project) program for youth is reflected in a higher percentage of youth enrollment for RRH than other project types. It is also notable that many of the vouchers our community's PSH projects are paired with are only usable for and by single individuals and are not compatible with families, which make up only six percent of PSH enrollments.

**Table 3:** Heads of Households by Subpopulation by Program Type

Project Group	Youth	Veterans	Families	Chronically Homeless	Domestic Violence Survivor	Any Subpopulation	Total
Non PH	13%	6%	15%	47%	40%	76%	5,473
PSH	1%	57%	6%	63%	29%	95%	1,325
RRH	23%	12%	26%	56%	49%	85%	1,702

**Note:** Subpopulations are not mutually exclusive so the same individual may be a member of two or more subpopulations.

# SYSTEM ANALYSIS, NEEDS, AND PROJECT CAPACITIES

## OVERVIEW

As of May 2022, we estimate that approximately 3,467 people are currently experiencing homelessness in Austin / Travis County. Please see the [Austin / Travis County Homelessness Dashboard](#)<sup>14</sup> for more details. The HRS has a limited total capacity as well as several bottlenecks in the system. Even though the total amount of housing units (project “beds”) programmatically available to permanently house people has increased since 2020, the Austin / Travis County geographic area’s housing market does not have a sufficient amount of *affordable housing* units for program participants to rent. In other words, an available slot in a permanent housing project does not mean there is an available or accessible affordable unit in Austin / Travis County for that client to rent due to the tight and increasingly unaffordable rental market as well as discrimination faced by people exiting homelessness.

Grant-funded projects’ abilities to pay rental assistance for participants may be contractually limited by [Fair Market Rent \(FMR\)](#),<sup>15</sup> [rent reasonableness](#),<sup>16</sup> or other guidelines. This could be problematic in Austin since the [FY22 FMR for the Austin-Round Rock MSA](#)<sup>17</sup> is \$1,092 for an efficiency unit and \$1,236 for a one-bedroom unit, while the most up-to-date [seasonally adjusted average rent](#)<sup>18</sup> in Austin is approximately \$1,869 (Zillow 2022). See page 18 and Figure 9.

Also, some Rapid Re-Housing (RRH) projects may cap the total rental assistance available for a client per enrollment to around, for example, \$6,000. Utilization of the “progressive engagement” model of rental assistance is outlined as a minimum standard for a project to be considered Rapid Re-Housing per the current [TX-503 Written Standards for Program Delivery](#),<sup>19</sup> so the proportion of monthly rental assistance paid by a project should ideally taper down over time as client and case manager coordinate together on housing stability and independence per the guidelines outlined in a project’s rental determination policies and procedures, but in cases where a client may need the full amount, or a heavy percentage, of their rent assisted by their housing program for the first several months after moving in or for a longer period of time, then projects with spending caps this low may only be able to sustain as few as three months of assistance for such clients in the current rental environment in Austin.

Furthermore, prolonged unsheltered homelessness is correlated with negative health outcomes, including death on the streets, and makes it harder for people to exit homelessness (negative health outcomes that don't result in death can result in disability and/or otherwise make it hard or impossible to work and earn an income to sustain rent). Individuals who receive Supplemental Security Income (SSI) in 2022 only receive \$841 in monthly benefits if no amounts are deducted ([SSA nd](#)).<sup>20</sup> This fixed income is \$251 less than the local FY22 FMR for an efficiency and \$1,028 less than the estimated current seasonally adjusted average rent in Austin.

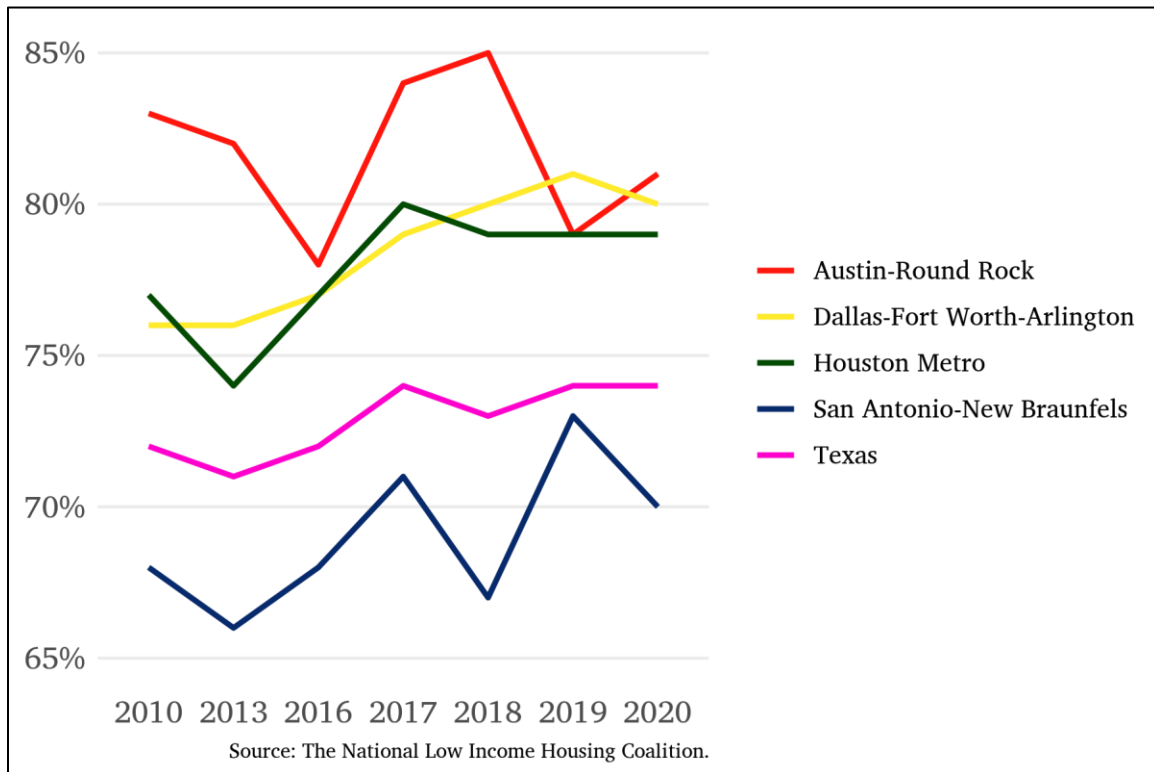
It is also notable that Supplemental Nutrition Assistance Program (SNAP) or “Food Stamps” benefits only cover edible food items, so in addition to the \$251 to \$1,028 or greater rent gap, plus any healthcare gap, clients with only SSI and SNAP as income will also find themselves unable to pay for other basic necessities like household cleaning and personal hygiene supplies. Other cost gaps for low-income clients include transportation, cellphone/communication access and equipment, and utilities including internet.

These various bottlenecks make it harder for the system to make a dent in homelessness in the long run. The following pages examine some of the contributions to homelessness in Austin / Travis County and then examine the current system capacity and needs and how we could develop effective, comprehensive homelessness prevention programming, particularly with a racial equity lens, considering that Black people are among the most likely to experience homelessness in our community compared to other racial/ethnic groups, and Black clients are also more likely than average to report having been born and raised in Austin, along with Hispanic/Latinx clients (Burrus 2022, 22).

## TEXAS HOUSING COST BURDENS

The information below comes from the National Low Income Housing Coalition and shows the percent of extremely low-income renter households with severe housing cost burdens in the largest Texas metro areas as well as the State of Texas as a whole. Austin has been consistently high or highest in this measure except for a crossover with the Dallas / Fort Worth / Arlington metroplex around 2019.

**Figure 8:** Percent of Extremely Low-Income Renters with Severe Housing Cost Burdens in Texas



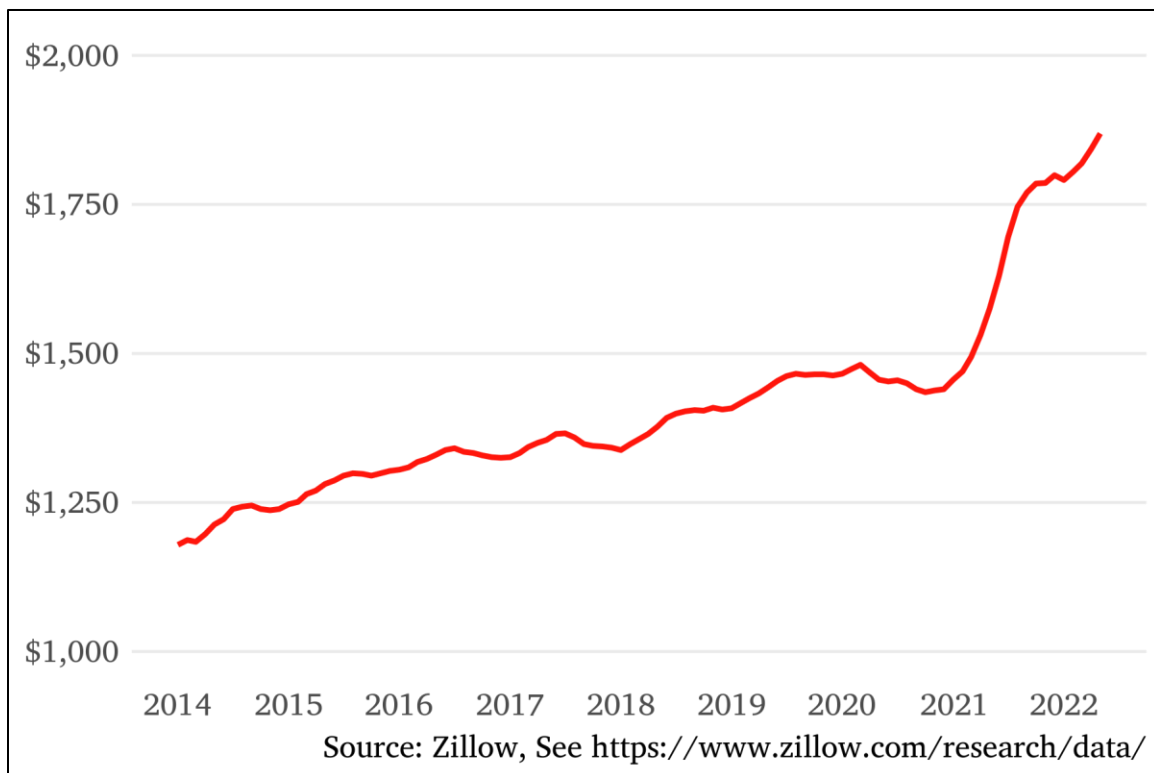
**Notes:** (1) Extremely low-income renter households are those who make less than 30% of area median income. (2) Severe housing cost burden is defined as paying more than 50% of income on housing and utilities.

## AVERAGE RENT IN AUSTIN

The information below comes from [Zillow Observed Rent Index](#)<sup>21</sup> (ZORI) data. The seasonally adjusted average rent in Austin has been consistently rising year by year and is around \$1,869 per month according to the latest available data at the time of this report's publication. As previously mentioned, this is higher than the current Fair Market Rent for the area (by \$573 for a one-bedroom and by \$777 for an efficiency) and significantly higher than the current SSI monthly income (by \$1,028).

A monthly rent payment of \$1,869 comes out to \$22,428 worth of rent yearly. In order for that amount to match the universal maxim of “30% of an individual's income,” an individual would need to make a minimum salary of \$74,760 per year. Not only is that required minimum salary \$64,668 more than the annual total of a single individual's SSI income in 2022, but it is also almost double — to even more than double — the general income of case managers working in the Homelessness Response System. The current rental market can potentially be untenable for many of our system's own employees, and it is openly hostile to the people we serve, who are earning even lower or fixed incomes.

**Figure 9:** Seasonally Adjusted Average Rent in Austin



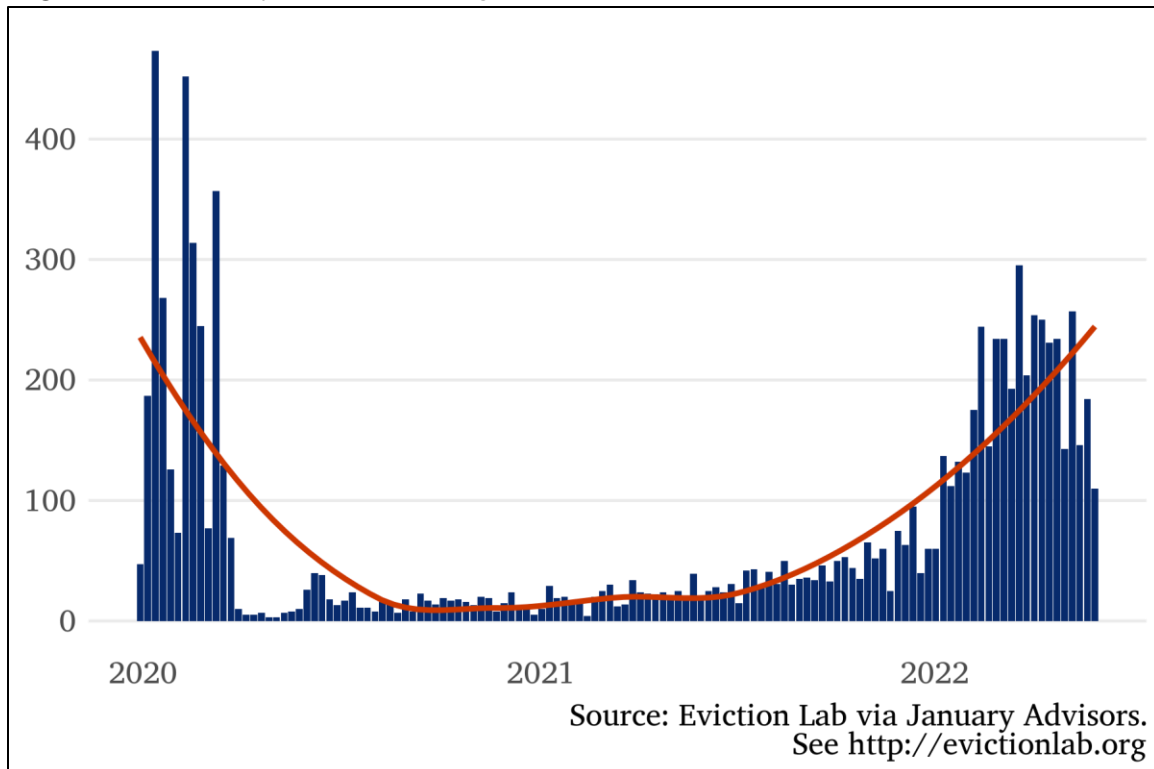
## EVICTIIONS IN AUSTIN

In response to financial difficulties that quickly arose during the start of the ongoing COVID-19 pandemic, various eviction moratoria were enacted by the CARES Act from March 27, 2020 through July 24, 2020 ([CARES Act § 4024](#))<sup>22</sup> and the Centers for Disease Control (CDC) from September 4, 2020 through August 26, 2021 ([85 FR 55292](#)),<sup>23</sup> in addition to local Austin / Travis County policies — all of which have since expired.

The information below comes from [Eviction Lab](#).<sup>24</sup> A sharp decline in evictions is apparent beginning in the early months of 2020 as eviction moratoria came into effect and lasting through the end of 2021 with evictions rising as they began to lift. The lack of new openings available for lease during the eviction moratoria could have played some role in the challenges HRS projects faced in finding housing units for participants even while new COVID-19 response funding was available for rental assistance. Currently, even with new units opening up due to evictions, those open units may have asking rents that participants cannot meet.

At the same time, the lifting of eviction moratoria also means that our clients could be targeted for eviction after program assistance ends, or that the population experiencing homelessness may increase as those who are currently experiencing housing and financial instability are summarily evicted instead of assisted.

**Figure 10:** Weekly Eviction Filings in Austin

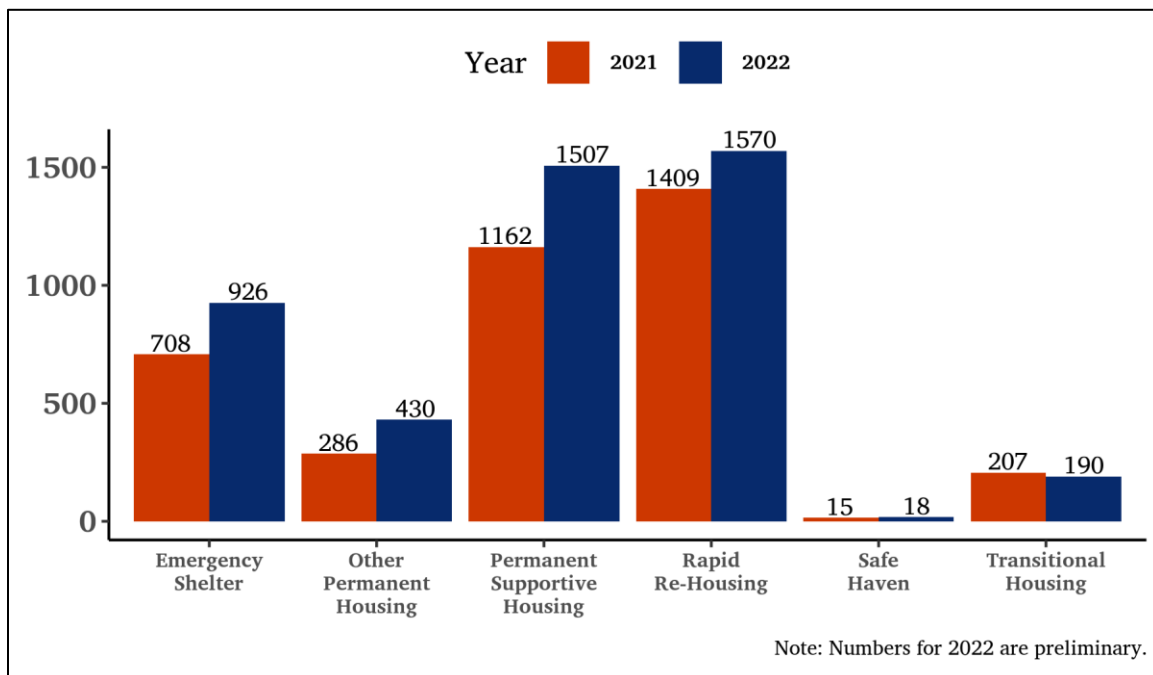


## HOUSING INVENTORY COUNT

The [Housing Inventory Count \(HIC\)](#)<sup>25</sup> provides an estimated capacity snapshot of a Continuum of Care's project capacity inventory conducted annually during the last ten days in January, during the same timeframe as the unsheltered Point in Time (PIT) Count. The HIC report tallies the number of beds and units available on the night designated for the count by program type, and includes beds dedicated to serving persons who are homeless as well as persons in permanent housing projects. Because the HIC is conducted in January, this section utilizes preliminary 2022 HIC information, since the previous 2021 HIC information will be approximately a year-and-a-half old at the time of this report's publication.

The 2022 HIC shows 3,077 total combined RRH and PSH beds. Considering that for the January 2022 point in time snapshot in the HIC, PSH projects reported being at 81% capacity (meaning there would be approximately 282 available beds to fill), RRH projects reported being at 100% capacity (meaning that they had no current openings and new enrollments would occur as clients were exited), and that we estimate approximately 3,247 people were experiencing homelessness in that timeframe, it would mean that — without accounting for whether clients are prioritized for PSH or RRH, household size, any overlap between clients who are already enrolled in RRH or PSH, or the rate at which RRH exits and new enrollments were occurring — the system may have had approximately 2,965 more people experiencing homelessness than available beds at that point in time, even though most project types have seen a modest to moderate increase in capacity since the last HIC.

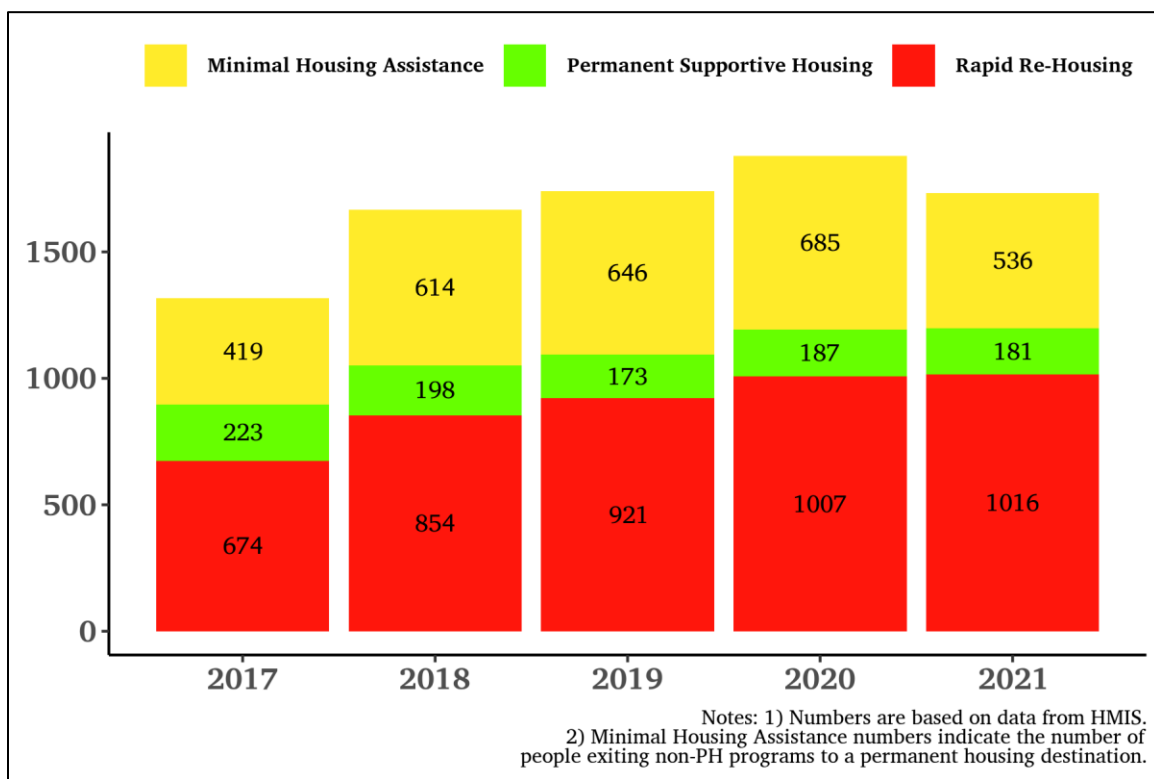
**Figure 11:** Number of Year-Round Beds by Project Type per the HIC Report



## PERMANENT HOUSING PROGRAM MOVE-INS

Although investment and funding into our system has increased overall (including through COVID-19 response measures such as CARES Act funding), Emergency Shelter, PSH, and RRH move-ins have remained relatively similar, and Minimal Housing Assistance (MHA) move-ins decreased from 2020 to 2021. As previously mentioned, even with increases in programmatic funding and capacity there are still a number of challenges that projects face in finding affordable units for those enrolled in programs — ranging from few openings to high rent for the openings that exist.

**Figure 12: 2021 Permanent Housing Program Move-Ins**





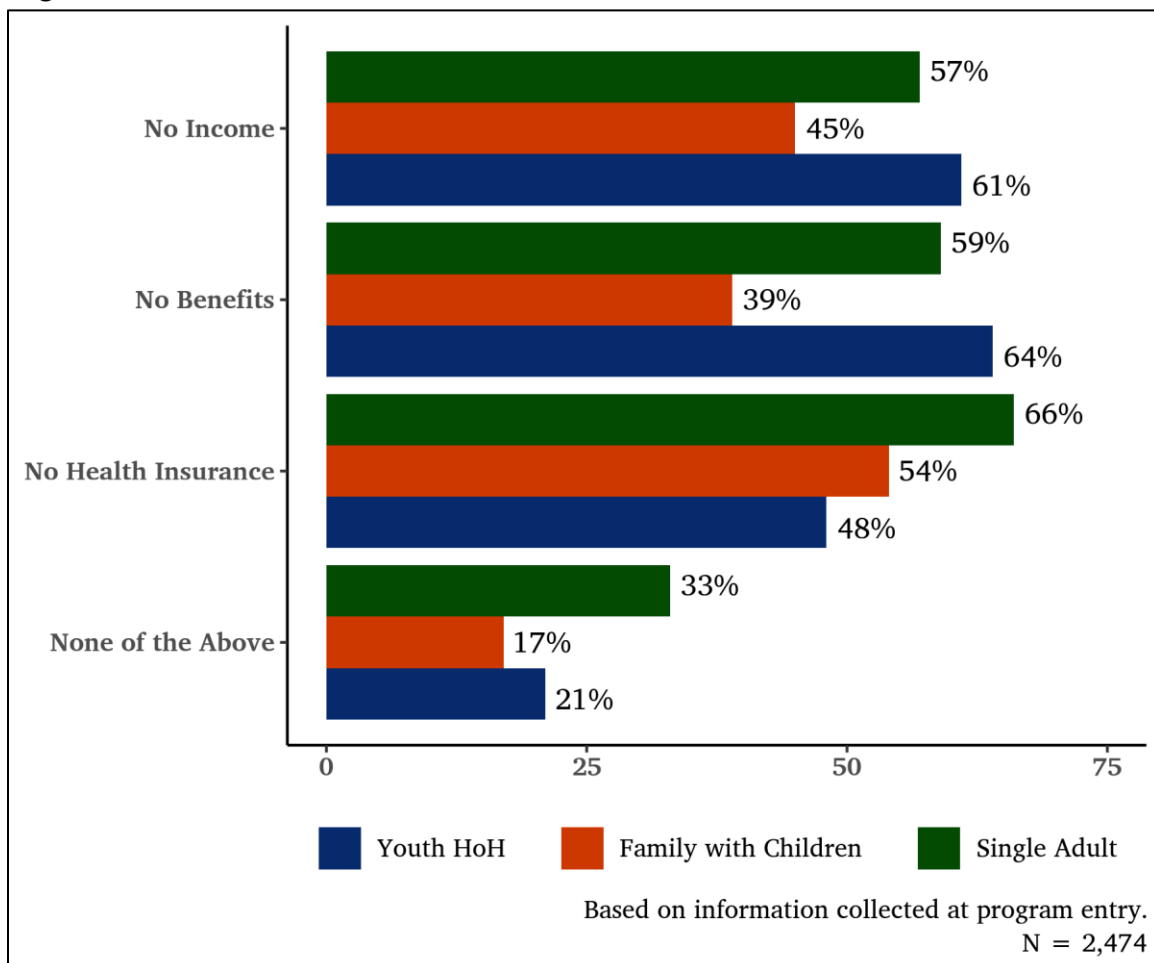
## LACK OF INCOME, BENEFITS, AND HEALTH INSURANCE AT PROGRAM ENROLLMENT

The following chart shows the breakdown of clients entering programs who lack income, benefits, health insurance, and all three at the time of their enrollment as of early 2022.

In this sample, over half of single adults and youth heads of household entered with no earned income, as did almost half of families with children. A similar pattern is seen with benefits, with a slightly lower percentage of families with children entering with no benefits. One resource that is available to this subpopulation and not others is [Temporary Assistance for Needy Families](#)<sup>26</sup> (TANF).

A little under half of youth, a little over half of families with children, and approximately two-thirds of single adults enter with no health insurance. About one-third of single adults, and slightly under one quarter (seventeen percent of families with children and twenty-one percent of youth) enter with no income, no benefits, and no health insurance.

**Figure 13:** Percent of Households Without Income, Benefits, or Insurance



# SYSTEM PERFORMANCE MEASURES

In 2009, the McKinney-Vento Homeless Assistance Act was amended by the Homeless Emergency Assistance and Rapid Transition to Housing (HEARTH) Act, which combined the Supportive Housing Program, Shelter Plus Care Program, and Moderate Rehabilitation / Single Room Occupancy Program, and changed the name of the Emergency Shelter Grants program to the Emergency Solutions Grants (ESG) program. It also required all ESG and Continuum of Care (CoC) projects to record services and activities as part of a consolidated local Homelessness Management Information System (HMIS) and established as a condition of community funding criteria to measure and assess communities' homelessness response system performance and progress through the [System Performance Measures](#).<sup>27</sup>

Current and historical nationwide System Performance Measure (SPM) data may be accessed at:

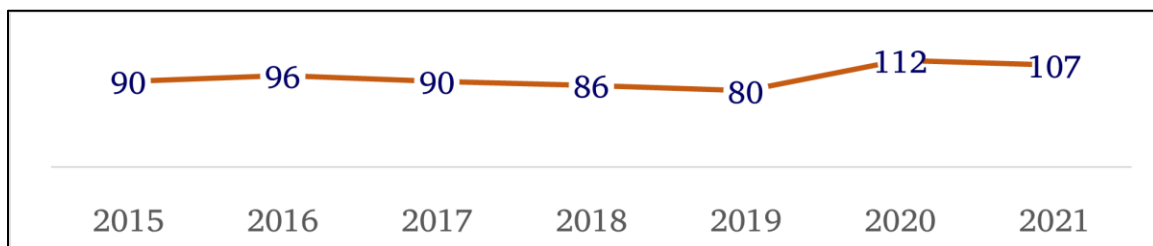
<https://public.tableau.com/app/profile/system.performance.measures.hud.public.data/viz/HUDCoCSystemPerformanceMeasures/>

The System Performance Measures section uses the same data submitted to HUD for our SPMs, for which the reporting period is the United States Federal Government's fiscal year. For the 2021 fiscal year (FY21) this time period was October 1, 2020 through September 30, 2021.

## MEASURE 1: AVERAGE LENGTH OF STAY

This measure looks at the average length of stay, in days, that clients spend in the Emergency Shelter, Safe Haven, and Transitional Housing project types. The lowest recorded average length of stay on record was in FY19. The average length of stay was at its highest recorded point in FY20 and has decreased by five days in FY21 but still remains at its second highest recorded level.

**Figure 14:** System Performance Measure 1 – Length of Stay in ES, SH, and TH



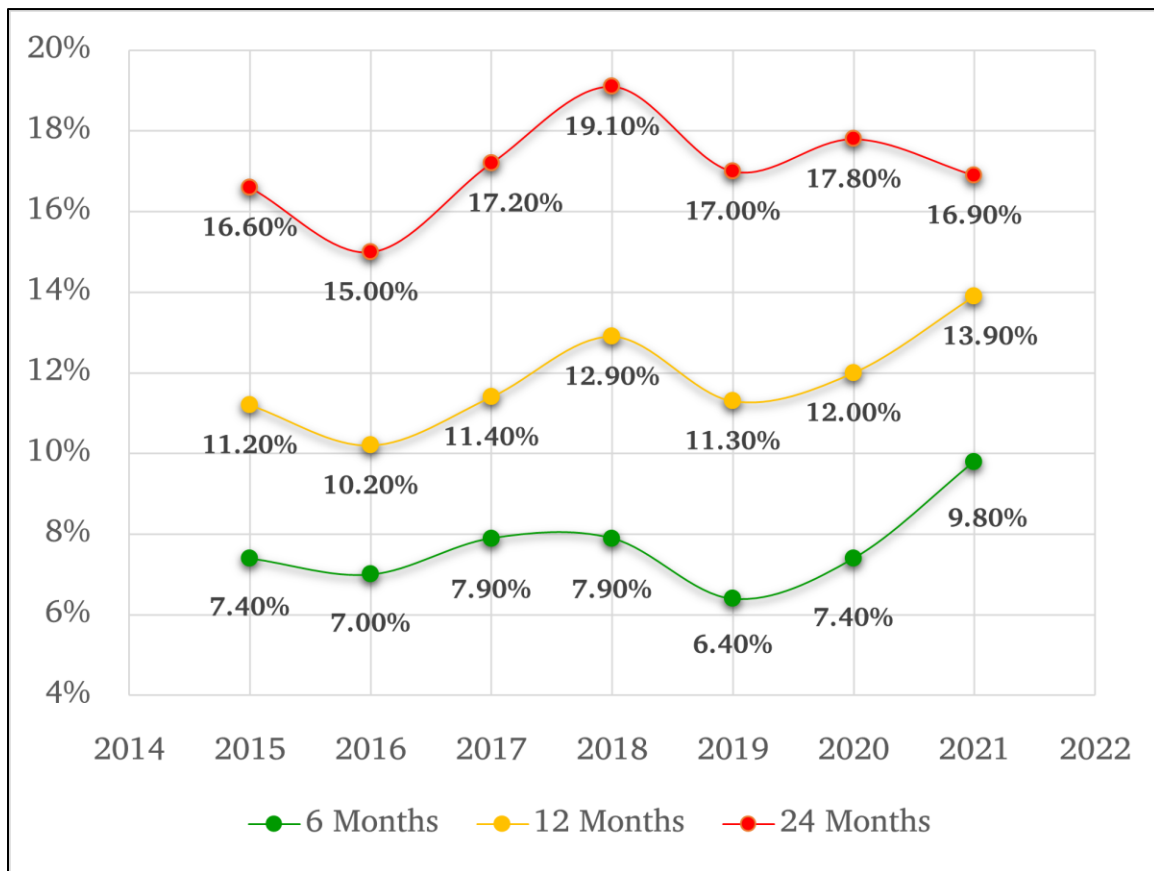
## MEASURE 2: RETURNS TO HOMELESSNESS

This measure looks at returns to homelessness at six, twelve, and twenty-four months for clients who exited to permanent housing destinations from Rapid Re-Housing and Permanent Supportive Housing Projects.

The figure below shows that after a mild uptick in 24-month returns in FY20, 24-month returns in FY21 dropped below their FY19 level and continued a relative decline since their highest level in FY18.

The figure also shows that both 12-month and 6-month returns to homelessness have risen steadily since FY19 and were at their highest recorded levels in FY21.

**Figure 15:** System Performance Measure 2 – Returns to Homelessness



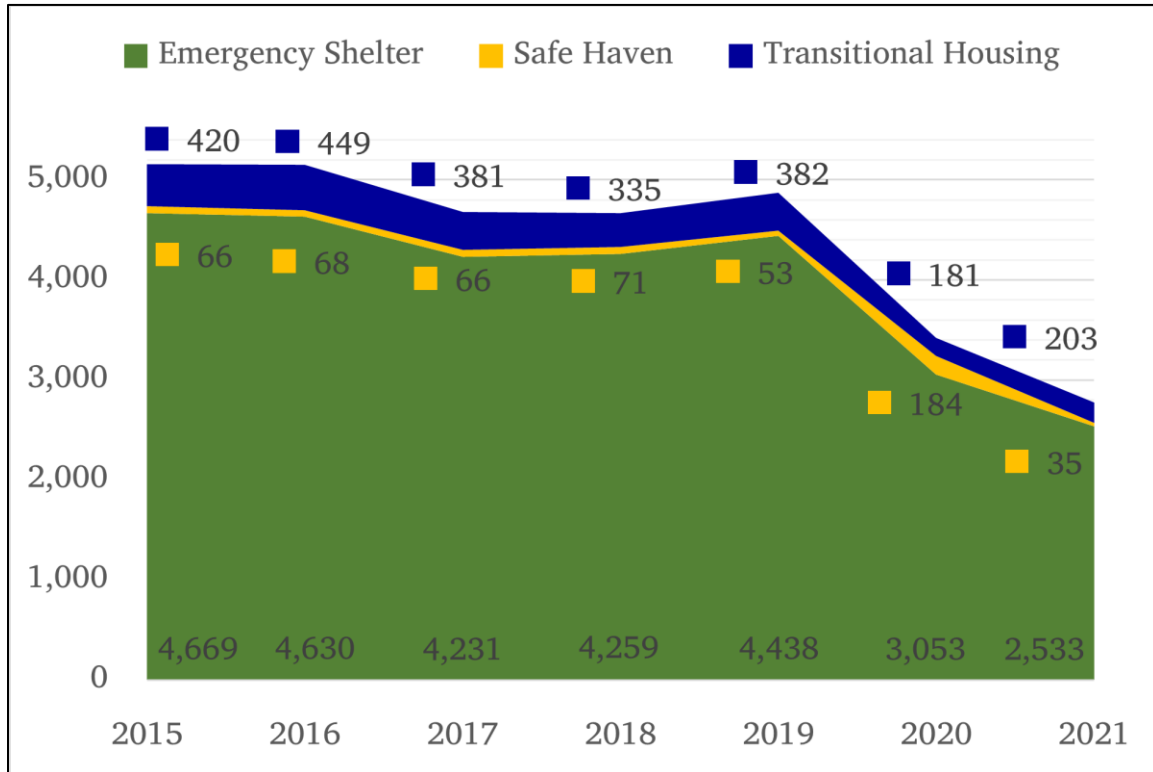
## MEASURE 3: HMIS COUNTS

Metric 3.2 uses HMIS data to determine the unduplicated counts of active clients for each of the Emergency Shelter, Safe Haven, and Transitional Housing project types throughout the fiscal year reporting period.

In this graphic, the larger the width of the colored bar at each year the higher the count was that year for that project type. The total number of counts for all three types is all three colored bars together, so in this case following the top of the blue bar shows the total counts over time from FY15 through FY21.

The total HMIS counts for these project types, especially Emergency Shelter, have dropped significantly since their pre-pandemic levels in 2019.

**Figure 16:** System Performance Measure 3 – HMIS Counts

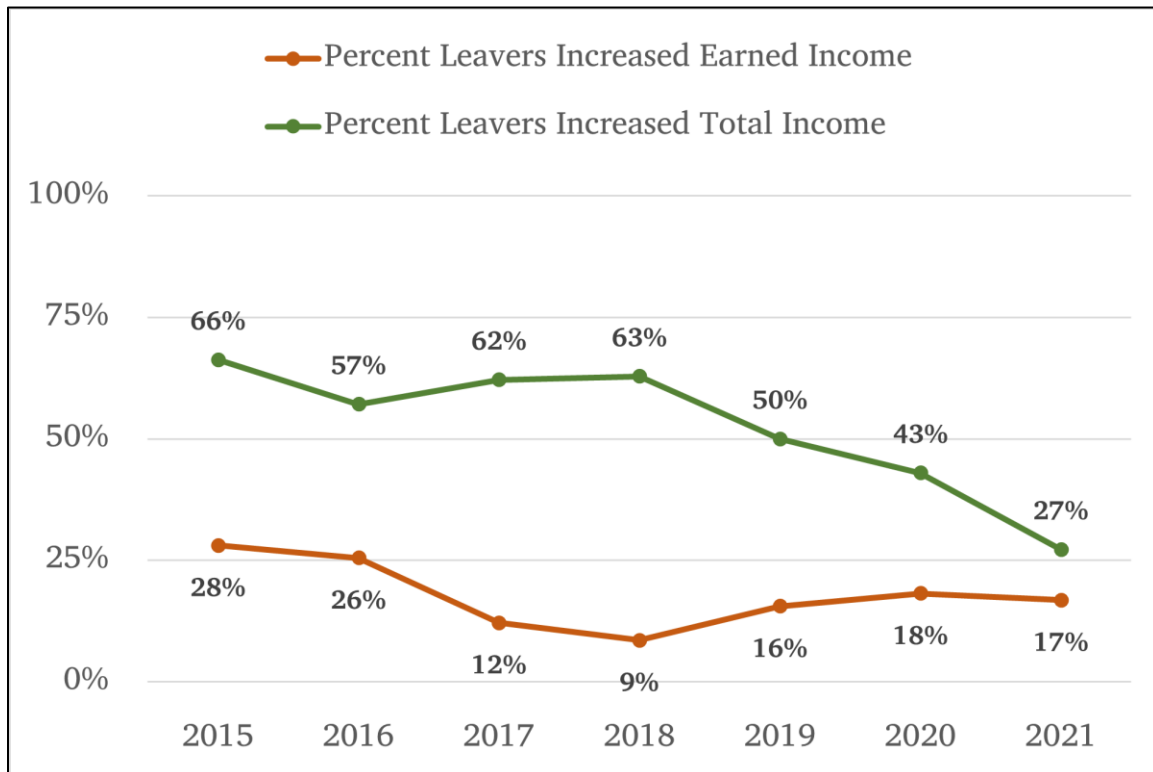


## MEASURE 4: INCREASED INCOME FOR LEAVERS

This measure looks at clients who exited a CoC-funded program during the fiscal year reporting period and were not active in other CoC-funded programs afterward (“leavers”). Specifically it examines how many exited with higher incomes at the time of their exit than when they entered the program. This section examines both CoC program leavers who exited gaining *earned* income (Measure 4.4) such as from employment, and/or *total* income from any source (Measure 4.6), which could include benefits such as SSI/SSDI.

The percentages of CoC-funded program leavers with an increase in earned income and with an increase in any total income both decreased from FY20 to FY21, with a sharper decline of 16 percentage points in increased total income for leavers. While the percent of leavers with increased earned income has been on a general moderate rise since FY17-FY18, the percent of leavers with increased total income has generally been on a more notable decline since FY17-FY18.

**Figure 17:** System Performance Measure 4 – Increased Income for Leavers



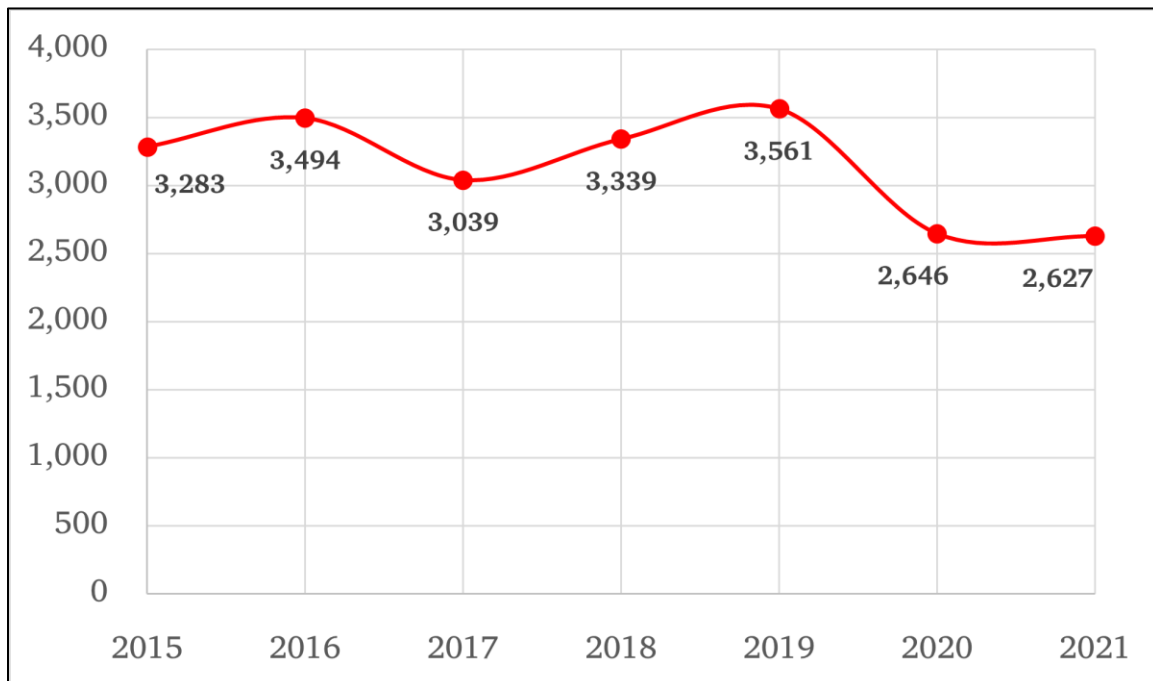
## MEASURE 5: FIRST TIME HOMELESSNESS

This looks at the number of clients enrolling in Emergency Shelter, Safe Haven, Transitional Housing, and Permanent Housing programs as “newly homeless,” which is defined by HUD in this context as not having been enrolled in any shelter or housing project for the preceding 24 months before their first enrollment in the fiscal year reporting period ([HUD 2022](#)).<sup>28</sup>

FY21 saw the lowest number recorded in this measure, following an apparent downward trend since its highest point in 2019. This measure shows *service utilization*, but it is not a barometer for the total population of people experiencing homelessness since it only reflects HMIS data recorded per enrollments into Emergency Shelter, Safe Haven, Transitional Housing, and Permanent Housing projects, and may not capture increases in the total local population experiencing homelessness if those people are not enrolled in services and recorded in HMIS.

According to System Performance Measure 5, first-time homelessness appears to be in decline, yet total homelessness is increasing (page 15), so this indicates the HRS has a backlog of still-unhoused people, along with people who have returned to homelessness, that is building up. This could be attributable to a combination of our system’s capacity and the rate at which people are housed, especially through RRH, and additional efforts such as diversion and rapid exit. Our system is having trouble keeping up and must address the backlog of clients waiting for assistance. This is related to the System Flow dilemma mentioned on page 13.

**Figure 18:** System Performance Measure 5 – First Time Homelessness Enrollments

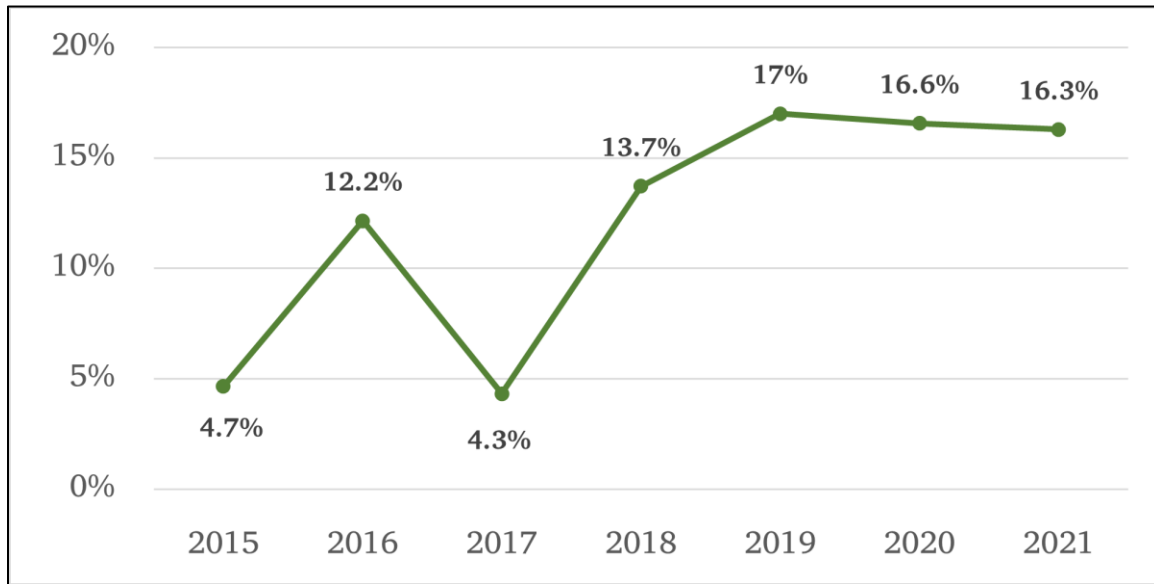


## MEASURE 7A1: SUCCESSFUL STREET OUTREACH

This measure looks at the percent of exits to temporary or permanent housing from street outreach projects.

The FY21 percentage decreased slightly from the previous fiscal year, but this measure has remained relatively higher for the past three fiscal years than previously back to FY15.

**Figure 19:** System Performance Measure 7a1 – Successful Street Outreach

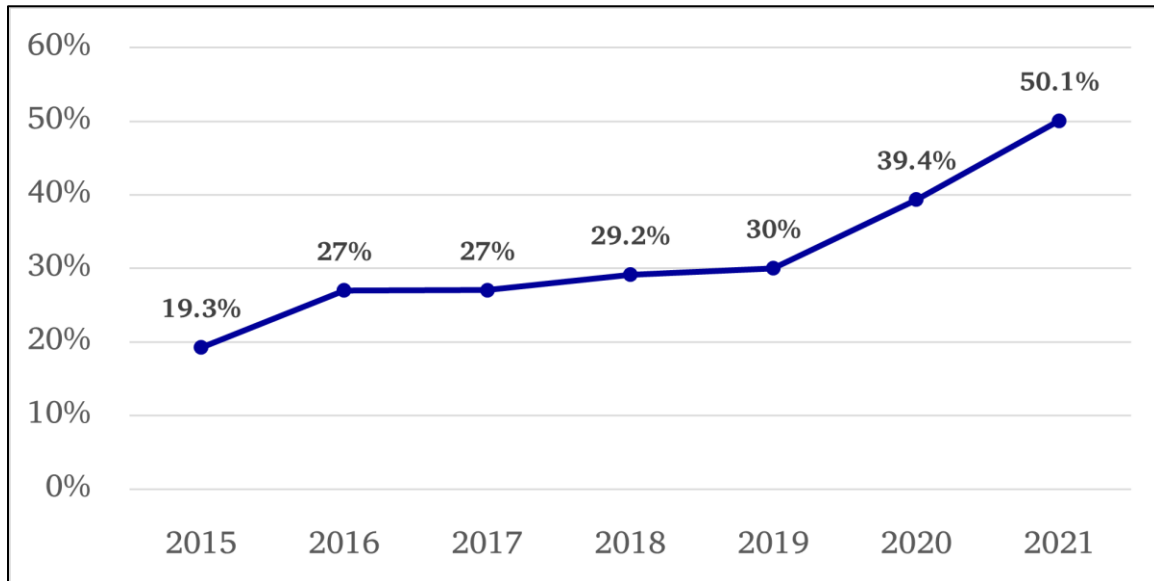


## MEASURE 7B1: SUCCESSFUL EXITS

This measure looks at the number of successful exits from Emergency Shelter, Safe Haven, Transitional Housing, and Rapid Re-Housing for clients enrolled in those project types.

This measure has been steadily rising since 2015 with an increase of 10.7 percentage points from FY20 to FY21.

**Figure 20:** System Performance Measure 7b1 – Successful Exits



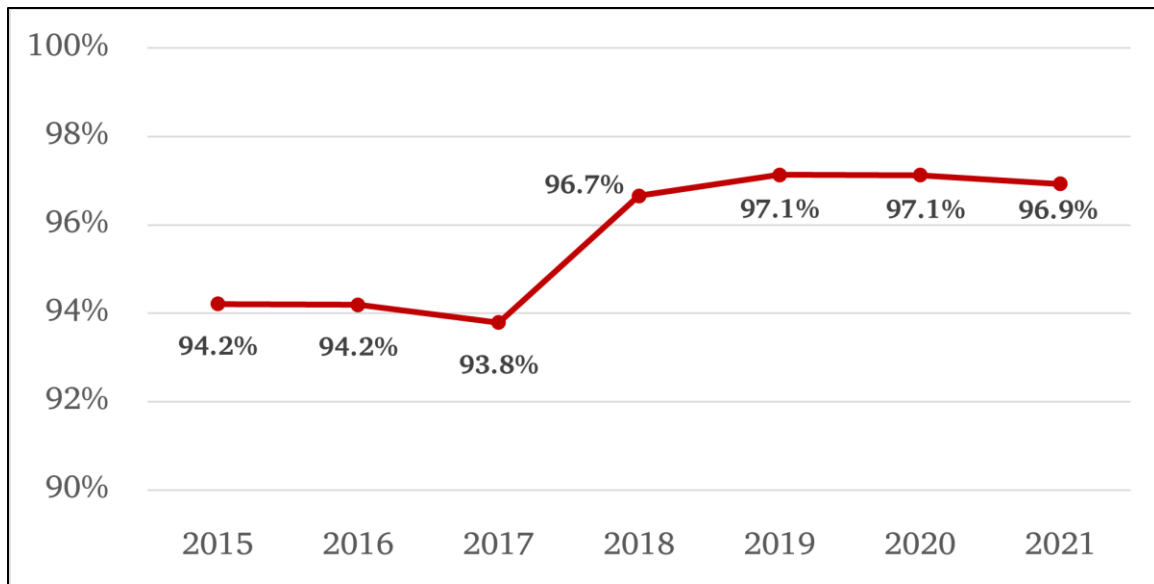


## MEASURE 7B2: SUCCESSFUL EXITS FROM PH

This measure looks at the number of successful exits from permanent housing projects to permanent housing destinations or retention of permanent housing beyond six months, not including Rapid Re-Housing.

After a sharp rise from FY17 to FY18 this measure has remained relatively steady. There was a 0.2 percentage point decrease from FY20 to FY21.

**Figure 21:** System Performance Measure 7b2 – Successful Exits



## **ADDRESSING KEY NEEDS & GAPS**

Over the past several years, the increased tightening of the rental housing market, the continued grip of deep-rooted structural racism and other impediments to racial equity, and a large volume of hostile and inaccurate propaganda leading to the re-criminalization of many of the daily realities surrounding the already traumatic experience of homelessness itself have all combined to exacerbate the acute humanitarian crisis experienced by those who are suffering without housing in our community, and to intensify the bottlenecks that impede the efforts of those working in the Homelessness Response System.

In light of the current state of housing instability and homelessness in our community, in solidarity with our neighbors who are currently without housing, and in response to the analyses laid out in this Needs and Gaps report, several final key options for strategic approaches that could be beneficial to consider for system improvement in the coming year are summarized below.

### **CENTRALIZED HOUSING PORTFOLIO**

With the rental market in its increasingly perilous condition, it is of paramount importance to bolster Centralized Housing Portfolio efforts, build partnerships with community landlords and developers, and secure affordable housing units for the people we serve. As shown in the Coordinated Entry System Flow analysis (see page 13), once clients have taken a Coordinated Assessment, for those who are referred, then enrolled, then housed, the greatest length of time is from program enrollment to housing move-in, with the median and mean timeframes between CA to referral and referral to enrollment being notably shorter — by as much as or in some cases more than half the amount of time.

ECHO acknowledges that our Centralized Housing Portfolio needs further improvement, and efforts are underway to upgrade the Centralized Housing Portfolio system in greater transparency towards and accountability to our partners. ECHO has secured new funding to help in furthering a more sustainable and equitable approach that can accommodate the complex needs and safety of the families and individuals participating in services, as well as the evolving needs of our partner agencies. However, this funding will only support a small share of the centralized housing need, and we need to work with the community to collaboratively secure additional, sustainable funding for the system's true needs to be met.

## **SUBPOPULATIONS**

Considering how the high prevalence of veteran-specific PSH resources is reflected in over half of the community's current PSH utilizers falling into the veteran subpopulation category (see page 14), ensuring that new PSH projects are not subpopulation-specific could allow for greater access to PSH for everyone who needs and qualifies for it.

Furthermore, while the greatest quantity of need for PSH is for single individuals, working with local housing authorities to develop ways to increase our local PSH capacity to house families could help to ensure that larger households who need PSH are also able to utilize it.

For all interventions and services beyond just PSH, while some agencies may have unique specializations that make them particularly well-suited to providing services to specific subpopulations, a systemwide focus on ensuring that new programs and services are not limited to serving specific subpopulations, as well as an emphasis on increasing the quantity, capacity, and accessibility of programs that offer unrestricted and expedient access to services for all those in need, could help the system to better serve all clients due to there being fewer eligibility screening barriers, less time constraints, and increased system flow.

## **RACIAL DISPARITIES**

Black people in our community remain disproportionately more likely to experience homelessness than other racial and ethnic groups, and they are drastically overrepresented in the population experiencing homelessness compared to the general population of Travis County. Continued system and program level development and implementation of antiracist policies and strategies are needed to address this.

Recommendations include continued analysis and refinement of the local Coordinated Entry assessment, the Austin Prioritization Assessment Tool (APAT); building concrete racial equity assessment metrics into CoC program performance scorecards and the project performance monitoring requirements in other grant contracts; ensuring that RFPs for funding examine applicants' policies, practices, and performance in terms of racial equity; and bolstering qualitative research in collaboration with people with lived experience of homelessness and community racial equity advocates.

## FISCAL RESPONSIBILITY AND GRANT MANAGEMENT

For CoC and YHDP project spending ending in 2021, approximately \$558,470 worth of the total funds distributed to our community were unspent according to the data available from [Sage HMIS Reporting Repository](#)<sup>29</sup> as of July 2022.

If affordable housing units are harder to locate and enrolled clients are still in the housing search phase, it can become more difficult for projects to spend rental assistance funds exactly as originally planned, but with a stronger, healthier central support system that all agencies can access and tap into, our community could more reliably ensure that all funding is spent strategically and on-time.

With an increase in the total number of people who are experiencing homelessness (see page 15) and a backlog in the system (see pages 13 and 27), it is imperative that all money allocated to ending homelessness be spent on ending homelessness. Leaving federal grant money such as CoC and YHDP funding unspent could result in a decrease in the total amount of funding that HUD is willing to allocate to the Austin and Travis County region in the future.

More direct and active monitoring of CoC and YHDP spending by the CoC Board, including revisiting and updating the CoC Reallocation and Deobligation Policy, could aid our community in ensuring that all funding is either spent effectively or strategically reallocated to where it will have the most impact for people in need. As the Collaborative Applicant and CoC Planning agency, ECHO is available to provide technical assistance to our community's CoC and YHDP agencies and others who request our support. ECHO has added further staff capacity to increase systemwide access to technical assistance, training, and support.

The CoC Board could also consider strategies to publish all homelessness services spending practices more transparently for oversight and analysis; ways to ensure that all agencies collaborate in finding resources and accessing training and technical assistance to collectively build a stronger spending infrastructure in our community; the establishment of a new funding strategies and accountability committee or workgroup in the governance structure; and the formalization of networking support for those in our system responsible for program spending and grant management at all agencies, including ECHO and the City of Austin. This type of stronger funding strategies system framework could lead to more efficient financial results which could tie into more beneficial outcomes for the clients we serve. These resources combined with other systemwide supports including the Centralized Housing Portfolio can help move the HRS further toward our shared mission of ending homelessness.

# GLOSSARY

**Chronic Homelessness:** An individual experiencing homelessness who has a disability, as defined in section 401(9) of the McKinney-Vento Homeless Assistance Act (42 U.S.C. 11360(9)), who: lives in a place not meant for human habitation, a Safe Haven, or in an Emergency Shelter and has been homeless continuously for at least 12 months or on at least 4 separate occasions in the last 3 years, as long as the combined occasions equal at least 12 months and each break in homelessness separating the occasions included at least 7 consecutive nights. (See Also: <https://www.hudexchange.info/homelessness-assistance/coc-esg-virtual-binders/coc-esg-homeless-eligibility/definition-of-chronic-homelessness/>)

**Continuum of Care:** “A Continuum of Care (CoC) is the group organized to carry out the responsibilities prescribed in the [CoC Program Interim Rule \[24 CFR 578\]](#)<sup>30</sup> for a defined geographic area. A CoC should be composed of representatives of organizations including: nonprofit homeless providers, victim service providers, faith-based organizations, governments, businesses, advocates, public housing agencies, school districts, social service providers, mental health agencies, hospitals, universities, affordable housing developers, law enforcement, organizations that serve homeless and formerly homeless veterans, and homeless and formerly homeless persons. Responsibilities of a CoC include operating the CoC, designating and operating an HMIS, planning for the CoC (including coordinating the implementation of a housing and service system within its geographic area that meets the needs of the individuals and families who experience homelessness there), and designing and implementing the process associated with applying for CoC Program funds.” (U.S. Department of Housing and Urban Development, 2014)

**Coordinated Entry (Project Type):** “A project that administers the continuum's centralized or coordinated process to coordinate assessment and referral of individuals and families seeking housing or services, including use of a comprehensive and standardized assessment tool.” (U.S. Department of Housing and Urban Development, 2021, p. 42)

**Day Shelter (Project Type):** “A project that offers daytime facilities and services (no lodging) for persons who are homeless.” (U.S. Department of Housing and Urban Development, 2021, p. 40)

**Emergency Shelter (Project Type):** “A project that offers temporary shelter (lodging) for the homeless in general or for specific populations of the homeless. Requirements and limitations may vary by program, and will be specified by the funder.” (U.S. Department of Housing and Urban Development, 2021, p. 40)

**Homelessness Prevention (Project Type):** “A project that offers services and/or financial assistance necessary to prevent a person from moving into an Emergency Shelter or place not meant for human habitation.” (U.S. Department of Housing and Urban Development, 2021, p. 39)

**Other (Project Type):** “A project that offers services, but does not provide lodging, and cannot otherwise be categorized as another project type, per above. Any project that provides only stand-alone supportive services (other than outreach or coordinated entry) and has no associated housing outcomes should be typed as 'Other.' For example, a project funded to provide child care for persons in permanent housing or a dental care project funded to serve homeless clients should be typed 'Other.' A project funded to provide ongoing case management with associated housing outcomes should be typed 'Services Only.’” (U.S. Department of Housing and Urban Development, 2021, p. 45)

**PH – Housing Only (Project Type):** “A project that offers permanent housing for persons who are homeless, but does not make supportive services available as part of the project.” (U.S. Department of Housing and Urban Development, 2021, p. 42)

**PH – Housing with Services (no disability required for entry) (Project Type):** “A project that offers permanent housing and supportive services to assist homeless persons to live independently, but does not limit eligibility to individuals with disabilities or families in which one adult or child has a disability.” (U.S. Department of Housing and Urban Development, 2021, pp. 41-42)

**PH – Permanent Supportive Housing (disability required for entry) (Project Type):** “A project that offers permanent housing and supportive services to assist homeless persons with a disability (individuals with disabilities or families in which one adult or child has a disability) to live independently.” (U.S. Department of Housing and Urban Development, 2021, p. 41)

**PH – Rapid Re-Housing (Project Type):** “A permanent housing project that provides housing relocation and stabilization services and short- and/or medium-term rental assistance as necessary to help a homeless individual or family move as quickly as possible into permanent housing and achieve stability in that housing.” (U.S. Department of Housing and Urban Development, 2021, p. 41)

**Safe Haven (Project Type):** “A project that offers supportive housing that (1) serves hard to reach homeless persons with severe mental illness who came from the streets and have been unwilling or unable to participate in supportive services; (2) provides 24-hour residence for eligible persons for an unspecified period; (3) has an overnight capacity limited to 25 or fewer persons; and (4) provides low

demand services and referrals for the residents.” (U.S. Department of Housing and Urban Development, 2021, pp. 40-41)

**Services Only (Project Type):** “A project that offers only stand-alone supportive services (other than outreach or coordinated entry) to address the special needs of participants (such as child care, employment assistance, and transportation services) and has associated housing outcomes. If the Services Only project is affiliated with any one of the following:

- One residential project AND
  - Does not offer to provide services for all the residential project clients; OR
  - Only serves clients for a portion of their project stay (e.g.: provides classes); OR
  - Information sharing is not allowed between residential project and service provider.
- Multiple residential projects of the same project type (e.g. multiple PH:PSH) AND
  - Does not serve all the residential project clients; OR
  - Information sharing is not allowed between residential projects and service provider.
- Multiple residential projects of different project types (e.g. PH:RRH and PH:PSH)
- Emergency Shelter(s)

Then the project type will be 'Services Only' and 'Affiliated with a Residential Project' will be 'Yes.' Each of the residential projects with which the Services Only project is associated must be identified.

If the Services Only project provides only services (other than outreach or coordinated entry), has associated housing outcomes, and is not limited to serving clients of one or more specific residential projects, then the project type will be 'Services Only' and 'Affiliated with a Residential project' will be 'No.'

A residential project that is funded under one or more separate grants to provide supportive services to 100% of the clients of the residential project will be set up as a single project with the appropriate residential project type. All federal funding sources must be identified in 2.06 Funding Sources.” (U.S. Department of Housing and Urban Development, 2021, pp. 42-45)

**Street Outreach (Project Type):** “A project that offers services necessary to reach out to unsheltered homeless people, connect them with Emergency Shelter, housing, or critical services, and provide urgent, non-facility-based care to unsheltered

homeless people who are unwilling or unable to access Emergency Shelter, housing, or an appropriate health facility. Only persons who are "street homeless" should be entered into a street outreach project. Projects that also serve persons other than "street homeless" must have two separate projects to be set up in HMIS, one 'Street Outreach' and the other 'Services Only.'" (U.S. Department of Housing and Urban Development, 2021, pp. 39-40)

**Transitional Housing (Project Type):** "A project that provides temporary lodging and is designed to facilitate the movement of homeless individuals and families into permanent housing within a specified period of time, but no longer than 24 months. Requirements and limitations may vary by program, and will be specified by the funder." (U.S. Department of Housing and Urban Development, 2021, p. 40)



## REFERENCES

- Burrus, Claire. 2022. *Racial Disparities Report*. Ending Community Homelessness Coalition. <https://1zdndu3n3nla353ymc1h6x58-wpengine.netdna-ssl.com/wp-content/uploads/2022/07/2022-Racial-Disparities-Report.pdf>.
- Ending Community Homelessness Coalition. 2022. *Austin Travis County Homelessness Dashboard*. Accessed July 6, 2022. <https://www.austinecho.org/leading-system-change/performance-monitoring/#section-dashboard>.
- Social Security Administration. Nd. *SSI Federal Payment Amounts for 2022*. Accessed July 6, 2022. <https://www.ssa.gov/OACT/COLA/SSI.html>.
- U.S. Census Bureau. 2019. *American Community Survey 5-Year Data*. Accessed in RStudio via tidycensus: Load US Census Boundary and Attribute Data as ‘tidyverse’ and ‘sf’-Ready Data Frames, <https://walker-data.com/tidycensus/> from <https://www.census.gov/data/developers/data-sets.html>.
- U.S. Department of Housing and Urban Development. 2021. *FY 2022 HMIS Data Standards (Manual)*. <https://files.hudexchange.info/resources/documents/FY-2022-HMIS-Data-Standards-Manual.pdf>.
- U.S. Department of Housing and Urban Development. 2022. *System Performance Measures Programming Specifications*. <https://files.hudexchange.info/resources/documents/System-Performance-Measures-HMIS-Programming-Specifications.pdf>.
- U.S. Department of Housing and Urban Development. “What is a Continuum of Care?” HUD Exchange, July 2014. <https://www.hudexchange.info/faqs/programs/continuum-of-care-coc-program/program-administration/general/what-is-a-continuum-of-care/>.

# FULL TEXT HYPERLINKS

- 
- <sup>1</sup><https://endhomelessness.org/ending-homelessness/solutions/rapid-re-housing/>
- <sup>2</sup><https://endhomelessness.org/ending-homelessness/solutions/permanent-supportive-housing/>
- <sup>3</sup><https://www.austinecho.org/hmis/>
- <sup>4</sup>[https://www.austinecho.org/wp-content/uploads/2021/08/20210818\\_Needs\\_And\\_Gaps-1.html](https://www.austinecho.org/wp-content/uploads/2021/08/20210818_Needs_And_Gaps-1.html)
- <sup>5</sup><https://www.austinecho.org/>
- <sup>6</sup><https://files.hudexchange.info/resources/documents/FY-2022-HMIS-Data-Standards-Manual.pdf>
- <sup>7</sup><https://1zdndu3n3nla353ymc1h6x58-wpengine.netdna-ssl.com/wp-content/uploads/2022/07/2022-Racial-Disparities-Report.pdf>
- <sup>8</sup><https://www.census.gov/data/developers/data-sets.html>
- <sup>9</sup><https://www.r-project.org/>
- <sup>10</sup><https://walker-data.com/tidycensus/>
- <sup>11</sup><https://www.hudexchange.info/homelessness-assistance/coc-esg-virtual-binders/coc-esg-homeless-eligibility/definition-of-chronic-homelessness/>
- <sup>12</sup><https://www.va.gov/homeless/hud-vash.asp>
- <sup>13</sup><https://www.hudexchange.info/programs/yhdp/>
- <sup>14</sup><https://www.austinecho.org/leading-system-change/performance-monitoring/#section-dashboard>
- <sup>15</sup><https://www.huduser.gov/portal/datasets/fmr.html>
- <sup>16</sup><https://www.hudexchange.info/homelessness-assistance/coc-esg-virtual-binders/coc-leasing-rental-assistance-requirements/reasonableness/>
- <sup>17</sup>[https://www.huduser.gov/portal/datasets/fmr/fmrs/FY2022\\_code/2022summary.odn?&year=2022&fmrtype=Final&cbsasub=METRO12420M12420](https://www.huduser.gov/portal/datasets/fmr/fmrs/FY2022_code/2022summary.odn?&year=2022&fmrtype=Final&cbsasub=METRO12420M12420)
- <sup>18</sup><https://www.zillow.com/research/methodology-zori-repeat-rent-27092/>
- <sup>19</sup><https://www.austinecho.org/leading-system-change/coalition-leadership/#section-written-standards>
- <sup>20</sup><https://www.ssa.gov/OACT/COLA/SSI.html>
- <sup>21</sup><https://www.zillow.com/research/data/>
- <sup>22</sup><https://www.govinfo.gov/content/pkg/PLAW-116publ136/pdf/PLAW-116publ136.pdf>
- <sup>23</sup><https://www.federalregister.gov/d/2020-19654>
- <sup>24</sup><http://evictionlab.org>
- <sup>25</sup><https://www.hudexchange.info/programs/coc/coc-housing-inventory-count-reports/>
- <sup>26</sup><https://www.benefits.gov/benefit/613>
- <sup>27</sup><https://www.hudexchange.info/programs/coc/system-performance-measures/#data>
- <sup>28</sup><https://files.hudexchange.info/resources/documents/System-Performance-Measures-HMIS-Programming-Specifications.pdf>
- <sup>29</sup><https://www.sagehmis.info/>
- <sup>30</sup><https://www.ecfr.gov/current/title-24/subtitle-B/chapter-V/subchapter-C/part-578>

**Attachment E:** Certifications and SF424s

## HOME-ARP CERTIFICATIONS

In accordance with the applicable statutes and the regulations governing the consolidated plan regulations, the participating jurisdiction certifies that:

**Affirmatively Further Fair Housing** --The jurisdiction will affirmatively further fair housing pursuant to 24 CFR 5.151 and 5.152.

**Uniform Relocation Act and Anti-displacement and Relocation Plan** --It will comply with the acquisition and relocation requirements of the Uniform Relocation Assistance and Real Property Acquisition Policies Act of 1970, as amended, (42 U.S.C. 4601-4655) and implementing regulations at 49 CFR Part 24. It will comply with the acquisition and relocation requirements contained in the HOME-ARP Notice, including the revised one-for-one replacement requirements. It has in effect and is following a residential anti-displacement and relocation assistance plan required under 24 CFR Part 42, which incorporates the requirements of the HOME-ARP Notice. It will follow its residential anti-displacement and relocation assistance plan in connection with any activity assisted with funding under the HOME-ARP program.

**Anti-Lobbying** --To the best of the jurisdiction's knowledge and belief:

1. No Federal appropriated funds have been paid or will be paid, by or on behalf of it, to any person for influencing or attempting to influence an officer or employee of any agency, a Member of Congress, an officer or employee of Congress, or an employee of a Member of Congress in connection with the awarding of any Federal contract, the making of any Federal grant, the making of any Federal loan, the entering into of any cooperative agreement, and the extension, continuation, renewal, amendment, or modification of any Federal contract, grant, loan, or cooperative agreement;
2. If any funds other than Federal appropriated funds have been paid or will be paid to any person for influencing or attempting to influence an officer or employee of any agency, a Member of Congress, an officer or employee of Congress, or an employee of a Member of Congress in connection with this Federal contract, grant, loan, or cooperative agreement, it will complete and submit Standard Form-LLL, "Disclosure Form to Report Lobbying," in accordance with its instructions; and
3. It will require that the language of paragraph 1 and 2 of this anti-lobbying certification be included in the award documents for all subawards at all tiers (including subcontracts, subgrants, and contracts under grants, loans, and cooperative agreements) and that all subrecipients shall certify and disclose accordingly.

**Authority of Jurisdiction** --The consolidated plan is authorized under State and local law (as applicable) and the jurisdiction possesses the legal authority to carry out the programs for which it is seeking funding, in accordance with applicable HUD regulations and program requirements.

**Section 3** --It will comply with section 3 of the Housing and Urban Development Act of 1968 (12 U.S.C. 1701u) and implementing regulations at 24 CFR Part 75.

**HOME-ARP Certification** --It will use HOME-ARP funds consistent with Section 3205 of the American Rescue Plan Act of 2021 (P.L. 117-2) and the CPD Notice: *Requirements for the Use of Funds in the HOME-American Rescue Plan Program*, as may be amended by HUD, for eligible activities and costs, including the HOME-ARP Notice requirements that activities are consistent with its accepted HOME-ARP allocation plan and that HOME-ARP funds will not be used for prohibited activities or costs, as described in the HOME-ARP Notice.

---

Signature of Authorized Official

---

Date

---

Title

### Application for Federal Assistance SF-424

**\* 1. Type of Submission:**

- ☐ Preapplication  
☒ Application  
☐ Changed/Corrected Application

**\* 2. Type of Application:**

- ☒ New  
☐ Continuation  
☐ Revision

**\* If Revision, select appropriate letter(s):**

**\* Other (Specify):**

**\* 3. Date Received:**

**4. Applicant Identifier:**

**5a. Federal Entity Identifier:**

480264

**5b. Federal Award Identifier:**

**State Use Only:**

**6. Date Received by State:**

**7. State Application Identifier:**

**8. APPLICANT INFORMATION:**

**\* a. Legal Name:**

City of Austin

**\* b. Employer/Taxpayer Identification Number (EIN/TIN):**

74-6000085

**\* c. UEI:**

STJHKA38NWJ8

**d. Address:**

**\* Street1:**

1000 E. 11th St. Suite 200

**Street2:**

**\* City:**

Austin

**County/Parish:**

**\* State:**

TX: Texas

**Province:**

**\* Country:**

USA: UNITED STATES

**\* Zip / Postal Code:**

78702-1945

**e. Organizational Unit:**

**Department Name:**

Housing and Planning

**Division Name:**

**f. Name and contact information of person to be contacted on matters involving this application:**

**Prefix:**

**\* First Name:**

Rosie

**Middle Name:**

**\* Last Name:**

Truelove

**Suffix:**

**Title:**

Director

**Organizational Affiliation:**

**\* Telephone Number:**

512-974-3064

**Fax Number:**

**\* Email:**

rosie.truelove@austintexas.gov

## Application for Federal Assistance SF-424

### \* 9. Type of Applicant 1: Select Applicant Type:

C: City or Township Government

Type of Applicant 2: Select Applicant Type:

Type of Applicant 3: Select Applicant Type:

\* Other (specify):

### \* 10. Name of Federal Agency:

U.S. Department of Housing and Urban Development

### 11. Catalog of Federal Domestic Assistance Number:

14.239

CFDA Title:

HOME Investment Partnership Grant-American Rescue Plan (HOME-ARP)

### \* 12. Funding Opportunity Number:

\* Title:

### 13. Competition Identification Number:

Title:

### 14. Areas Affected by Project (Cities, Counties, States, etc.):

Add Attachment

Delete Attachment

View Attachment

### \* 15. Descriptive Title of Applicant's Project:

HOME-ARP Grant will be used for one or more of the following eligible activities: development and support of affordable housing; tenant based- rental assistance; provision of supportive services; acquisition and development of non-congregate shelter; and planning and administration.

Attach supporting documents as specified in agency instructions.

Add Attachments

Delete Attachments

View Attachments

**Application for Federal Assistance SF-424****16. Congressional Districts Of:**

\* a. Applicant TX-010

\* b. Program/Project TX-010

Attach an additional list of Program/Project Congressional Districts if needed.

Add Attachment

Delete Attachment

View Attachment

**17. Proposed Project:**

\* a. Start Date: 09/20/2021

\* b. End Date: 09/30/2030

**18. Estimated Funding (\$):**

* a. Federal	\$11,441,252.00
* b. Applicant	
* c. State	
* d. Local	
* e. Other	
* f. Program Income	
* g. TOTAL	11,441,252.00

**\* 19. Is Application Subject to Review By State Under Executive Order 12372 Process?**

- ☐ a. This application was made available to the State under the Executive Order 12372 Process for review on .
- ☐ b. Program is subject to E.O. 12372 but has not been selected by the State for review.
- ☒ c. Program is not covered by E.O. 12372.

**\* 20. Is the Applicant Delinquent On Any Federal Debt? (If "Yes," provide explanation in attachment.)**☐ Yes ☒ No

If "Yes", provide explanation and attach

Add Attachment

Delete Attachment

View Attachment

**21. \*By signing this application, I certify (1) to the statements contained in the list of certifications\*\* and (2) that the statements herein are true, complete and accurate to the best of my knowledge. I also provide the required assurances\*\* and agree to comply with any resulting terms if I accept an award. I am aware that any false, fictitious, or fraudulent statements or claims may subject me to criminal, civil, or administrative penalties. (U.S. Code, Title 218, Section 1001)**

☒ \*\* I AGREE

\*\* The list of certifications and assurances, or an internet site where you may obtain this list, is contained in the announcement or agency specific instructions.

**Authorized Representative:**

Prefix:  \* First Name: Rosie

Middle Name:

\* Last Name: Truelove

Suffix:

\* Title: Director

\* Telephone Number: 512-974-3064 Fax Number: 

\* Email: Rosie.Truelove@austintexas.gov

\* Signature of Authorized Representative:



\* Date Signed:





## ASSURANCES - NON-CONSTRUCTION PROGRAMS

Public reporting burden for this collection of information is estimated to average 15 minutes per response, including time for reviewing instructions, searching existing data sources, gathering and maintaining the data needed, and completing and reviewing the collection of information. Send comments regarding the burden estimate or any other aspect of this collection of information, including suggestions for reducing this burden, to the Office of Management and Budget, Paperwork Reduction Project (0348-0040), Washington, DC 20503.



**PLEASE DO NOT RETURN YOUR COMPLETED FORM TO THE OFFICE OF MANAGEMENT AND BUDGET. SEND IT TO THE ADDRESS PROVIDED BY THE SPONSORING AGENCY.**

**NOTE:** Certain of these assurances may not be applicable to your project or program. If you have questions, please contact the awarding agency. Further, certain Federal awarding agencies may require applicants to certify to additional assurances. If such is the case, you will be notified.

As the duly authorized representative of the applicant, I certify that the applicant:

1. Has the legal authority to apply for Federal assistance and the institutional, managerial and financial capability (including funds sufficient to pay the non-Federal share of project cost) to ensure proper planning, management and completion of the project described in this application.
2. Will give the awarding agency, the Comptroller General of the United States and, if appropriate, the State, through any authorized representative, access to and the right to examine all records, books, papers, or documents related to the award; and will establish a proper accounting system in accordance with generally accepted accounting standards or agency directives.
3. Will establish safeguards to prohibit employees from using their positions for a purpose that constitutes or presents the appearance of personal or organizational conflict of interest, or personal gain.
4. Will initiate and complete the work within the applicable time frame after receipt of approval of the awarding agency.
5. Will comply with the Intergovernmental Personnel Act of 1970 (42 U.S.C. §§4728-4763) relating to prescribed standards for merit systems for programs funded under one of the 19 statutes or regulations specified in Appendix A of OPM's Standards for a Merit System of Personnel Administration (5 C.F.R. 900, Subpart F).
6. Will comply with all Federal statutes relating to nondiscrimination. These include but are not limited to: (a) Title VI of the Civil Rights Act of 1964 (P.L. 88-352) which prohibits discrimination on the basis of race, color or national origin; (b) Title IX of the Education Amendments of 1972, as amended (20 U.S.C. §§1681-1683, and 1685-1686), which prohibits discrimination on the basis of sex; (c) Section 504 of the Rehabilitation Act of 1973, as amended (29 U.S.C. §794), which prohibits discrimination on the basis of handicaps; (d) the Age Discrimination Act of 1975, as amended (42 U.S.C. §§6101-6107), which prohibits discrimination on the basis of age; (e) the Drug Abuse Office and Treatment Act of 1972 (P.L. 92-255), as amended, relating to nondiscrimination on the basis of drug abuse; (f) the Comprehensive Alcohol Abuse and Alcoholism Prevention, Treatment and Rehabilitation Act of 1970 (P.L. 91-616), as amended, relating to nondiscrimination on the basis of alcohol abuse or alcoholism; (g) §§523 and 527 of the Public Health Service Act of 1912 (42 U.S.C. §§290 dd-3 and 290 ee-3), as amended, relating to confidentiality of alcohol and drug abuse patient records; (h) Title VIII of the Civil Rights Act of 1968 (42 U.S.C. §3601 et seq.), as amended, relating to nondiscrimination in the sale, rental or financing of housing; (i) any other nondiscrimination provisions in the specific statute(s) under which application for Federal assistance is being made; and, (j) the requirements of any other nondiscrimination statute(s) which may apply to the application.
7. Will comply, or has already complied, with the requirements of Titles II and III of the Uniform Relocation Assistance and Real Property Acquisition Policies Act of 1970 (P.L. 91-646) which provide for fair and equitable treatment of persons displaced or whose property is acquired as a result of Federal or federally-assisted programs. These requirements apply to all interests in real property acquired for project purposes regardless of Federal participation in purchases.
8. Will comply, as applicable, with provisions of the Hatch Act (5 U.S.C. §§1501-1508 and 7324-7328) which limit the political activities of employees whose principal employment activities are funded in whole or in part with Federal funds.

9. Will comply, as applicable, with the provisions of the Davis-Bacon Act (40 U.S.C. §§276a to 276a-7), the Copeland Act (40 U.S.C. §276c and 18 U.S.C. §874), and the Contract Work Hours and Safety Standards Act (40 U.S.C. §§327-333), regarding labor standards for federally-assisted construction subagreements.
10. Will comply, if applicable, with flood insurance purchase requirements of Section 102(a) of the Flood Disaster Protection Act of 1973 (P.L. 93-234) which requires recipients in a special flood hazard area to participate in the program and to purchase flood insurance if the total cost of insurable construction and acquisition is \$10,000 or more.
11. Will comply with environmental standards which may be prescribed pursuant to the following: (a) institution of environmental quality control measures under the National Environmental Policy Act of 1969 (P.L. 91-190) and Executive Order (EO) 11514; (b) notification of violating facilities pursuant to EO 11738; (c) protection of wetlands pursuant to EO 11990; (d) evaluation of flood hazards in floodplains in accordance with EO 11988; (e) assurance of project consistency with the approved State management program developed under the Coastal Zone Management Act of 1972 (16 U.S.C. §§1451 et seq.); (f) conformity of Federal actions to State (Clean Air) Implementation Plans under Section 176(c) of the Clean Air Act of 1955, as amended (42 U.S.C. §§7401 et seq.); (g) protection of underground sources of drinking water under the Safe Drinking Water Act of 1974, as amended (P.L. 93-523); and, (h) protection of endangered species under the Endangered Species Act of 1973, as amended (P.L. 93-205).
12. Will comply with the Wild and Scenic Rivers Act of 1968 (16 U.S.C. §§1271 et seq.) related to protecting components or potential components of the national wild and scenic rivers system.
13. Will assist the awarding agency in assuring compliance with Section 106 of the National Historic Preservation Act of 1966, as amended (16 U.S.C. §470), EO 11593 (identification and protection of historic properties), and the Archaeological and Historic Preservation Act of 1974 (16 U.S.C. §§469a-1 et seq.).
14. Will comply with P.L. 93-348 regarding the protection of human subjects involved in research, development, and related activities supported by this award of assistance.
15. Will comply with the Laboratory Animal Welfare Act of 1966 (P.L. 89-544, as amended, 7 U.S.C. §§2131 et seq.) pertaining to the care, handling, and treatment of warm blooded animals held for research, teaching, or other activities supported by this award of assistance.
16. Will comply with the Lead-Based Paint Poisoning Prevention Act (42 U.S.C. §§4801 et seq.) which prohibits the use of lead-based paint in construction or rehabilitation of residence structures.
17. Will cause to be performed the required financial and compliance audits in accordance with the Single Audit Act Amendments of 1996 and OMB Circular No. A-133, "Audits of States, Local Governments, and Non-Profit Organizations."
18. Will comply with all applicable requirements of all other Federal laws, executive orders, regulations, and policies governing this program.
19. Will comply with the requirements of Section 106(g) of the Trafficking Victims Protection Act (TVPA) of 2000, as amended (22 U.S.C. 7104) which prohibits grant award recipients or a sub-recipient from (1) Engaging in severe forms of trafficking in persons during the period of time that the award is in effect (2) Procuring a commercial sex act during the period of time that the award is in effect or (3) Using forced labor in the performance of the award or subawards under the award.

SIGNATURE OF AUTHORIZED CERTIFYING OFFICIAL 	TITLE Director
APPLICANT ORGANIZATION City of Austin	DATE SUBMITTED 

## ASSURANCES - CONSTRUCTION PROGRAMS

OMB Number: 4040-0009  
Expiration Date: 02/28/2025

Public reporting burden for this collection of information is estimated to average 15 minutes per response, including time for reviewing instructions, searching existing data sources, gathering and maintaining the data needed, and completing and reviewing the collection of information. Send comments regarding the burden estimate or any other aspect of this collection of information, including suggestions for reducing this burden, to the Office of Management and Budget, Paperwork Reduction Project (0348-0042), Washington, DC 20503.

**PLEASE DO NOT RETURN YOUR COMPLETED FORM TO THE OFFICE OF MANAGEMENT AND BUDGET. SEND IT TO THE ADDRESS PROVIDED BY THE SPONSORING AGENCY.**

**NOTE:** Certain of these assurances may not be applicable to your project or program. If you have questions, please contact the Awarding Agency. Further, certain Federal assistance awarding agencies may require applicants to certify to additional assurances. If such is the case, you will be notified.

As the duly authorized representative of the applicant, I certify that the applicant:

1. Has the legal authority to apply for Federal assistance, and the institutional, managerial and financial capability (including funds sufficient to pay the non-Federal share of project costs) to ensure proper planning, management and completion of project described in this application.
2. Will give the awarding agency, the Comptroller General of the United States and, if appropriate, the State, the right to examine all records, books, papers, or documents related to the assistance; and will establish a proper accounting system in accordance with generally accepted accounting standards or agency directives.
3. Will not dispose of, modify the use of, or change the terms of the real property title or other interest in the site and facilities without permission and instructions from the awarding agency. Will record the Federal awarding agency directives and will include a covenant in the title of real property acquired in whole or in part with Federal assistance funds to assure non-discrimination during the useful life of the project.
4. Will comply with the requirements of the assistance awarding agency with regard to the drafting, review and approval of construction plans and specifications.
5. Will provide and maintain competent and adequate engineering supervision at the construction site to ensure that the complete work conforms with the approved plans and specifications and will furnish progressive reports and such other information as may be required by the assistance awarding agency or State.
6. Will initiate and complete the work within the applicable time frame after receipt of approval of the awarding agency.
7. Will establish safeguards to prohibit employees from using their positions for a purpose that constitutes or presents the appearance of personal or organizational conflict of interest, or personal gain.
8. Will comply with the Intergovernmental Personnel Act of 1970 (42 U.S.C. §§4728-4763) relating to prescribed standards of merit systems for programs funded under one of the 19 statutes or regulations specified in Appendix A of OPM's Standards for a Merit System of Personnel Administration (5 C.F.R. 900, Subpart F).
9. Will comply with the Lead-Based Paint Poisoning Prevention Act (42 U.S.C. §§4801 et seq.) which prohibits the use of lead-based paint in construction or rehabilitation of residence structures.
10. Will comply with all Federal statutes relating to non-discrimination. These include but are not limited to: (a) Title VI of the Civil Rights Act of 1964 (P.L. 88-352) which prohibits discrimination on the basis of race, color or national origin; (b) Title IX of the Education Amendments of 1972, as amended (20 U.S.C. §§1681 1683, and 1685-1686), which prohibits discrimination on the basis of sex; (c) Section 504 of the Rehabilitation Act of 1973, as amended (29 U.S.C. §794), which prohibits discrimination on the basis of handicaps; (d) the Age Discrimination Act of 1975, as amended (42 U.S.C. §§6101-6107), which prohibits discrimination on the basis of age; (e) the Drug Abuse Office and Treatment Act of 1972 (P.L. 92-255), as amended relating to nondiscrimination on the basis of drug abuse; (f) the Comprehensive Alcohol Abuse and Alcoholism Prevention, Treatment and Rehabilitation Act of 1970 (P.L. 91-616), as amended, relating to nondiscrimination on the basis of alcohol abuse or alcoholism; (g) §§523 and 527 of the Public Health Service Act of 1912 (42 U.S.C. §§290 dd-3 and 290 ee 3), as amended, relating to confidentiality of alcohol and drug abuse patient records; (h) Title VIII of the Civil Rights Act of 1968 (42 U.S.C. §§3601 et seq.), as amended, relating to nondiscrimination in the sale, rental or financing of housing; (i) any other nondiscrimination provisions in the specific statute(s) under which application for Federal assistance is being made; and (j) the requirements of any other nondiscrimination statute(s) which may apply to the application.

11. Will comply, or has already complied, with the requirements of Titles II and III of the Uniform Relocation Assistance and Real Property Acquisition Policies Act of 1970 (P.L. 91-646) which provide for fair and equitable treatment of persons displaced or whose property is acquired as a result of Federal and federally-assisted programs. These requirements apply to all interests in real property acquired for project purposes regardless of Federal participation in purchases.
12. Will comply with the provisions of the Hatch Act (5 U.S.C. §§1501-1508 and 7324-7328) which limit the political activities of employees whose principal employment activities are funded in whole or in part with Federal funds.
13. Will comply, as applicable, with the provisions of the Davis-Bacon Act (40 U.S.C. §§276a to 276a-7), the Copeland Act (40 U.S.C. §276c and 18 U.S.C. §874), and the Contract Work Hours and Safety Standards Act (40 U.S.C. §§327-333) regarding labor standards for federally-assisted construction subagreements.
14. Will comply with flood insurance purchase requirements of Section 102(a) of the Flood Disaster Protection Act of 1973 (P.L. 93-234) which requires recipients in a special flood hazard area to participate in the program and to purchase flood insurance if the total cost of insurable construction and acquisition is \$10,000 or more.
15. Will comply with environmental standards which may be prescribed pursuant to the following: (a) institution of environmental quality control measures under the National Environmental Policy Act of 1969 (P.L. 91-190) and Executive Order (EO) 11514; (b) notification of violating facilities pursuant to EO 11738; (c) protection of wetlands pursuant to EO 11990; (d) evaluation of flood hazards in floodplains in accordance with EO 11988; (e) assurance of project consistency with the approved State management program developed under the Coastal Zone Management Act of 1972 (16 U.S.C. §§1451 et seq.); (f) conformity of Federal actions to State (Clean Air) implementation Plans under Section 176(c) of the Clean Air Act of 1955, as amended (42 U.S.C. §§7401 et seq.); (g) protection of underground sources of drinking water under the Safe Drinking Water Act of 1974, as amended (P.L. 93-523); and, (h) protection of endangered species under the Endangered Species Act of 1973, as amended (P.L. 93-205).
16. Will comply with the Wild and Scenic Rivers Act of 1968 (16 U.S.C. §§1271 et seq.) related to protecting components or potential components of the national wild and scenic rivers system.
17. Will assist the awarding agency in assuring compliance with Section 106 of the National Historic Preservation Act of 1966, as amended (16 U.S.C. §470), EO 11593 (identification and protection of historic properties), and the Archaeological and Historic Preservation Act of 1974 (16 U.S.C. §§469a-1 et seq.).
18. Will cause to be performed the required financial and compliance audits in accordance with the Single Audit Act Amendments of 1996 and OMB Circular No. A-133, "Audits of States, Local Governments, and Non-Profit Organizations."
19. Will comply with all applicable requirements of all other Federal laws, executive orders, regulations, and policies governing this program.
20. Will comply with the requirements of Section 106(g) of the Trafficking Victims Protection Act (TVPA) of 2000, as amended (22 U.S.C. 7104) which prohibits grant award recipients or a sub-recipient from (1) Engaging in severe forms of trafficking in persons during the period of time that the award is in effect (2) Procuring a commercial sex act during the period of time that the award is in effect or (3) Using forced labor in the performance of the award or subawards under the award.

SIGNATURE OF AUTHORIZED CERTIFYING OFFICIAL <div style="border: 1px solid black; height: 50px; width: 100%; background-color: yellow;"></div>	TITLE <div style="border: 1px solid black; padding: 2px;">Director</div>
APPLICANT ORGANIZATION <div style="border: 1px solid black; padding: 2px;">City of Austin</div>	DATE SUBMITTED <div style="border: 1px solid black; height: 20px; width: 100%; background-color: yellow;"></div>

**Attachment F: HOME-ARP Budget Page**

## HOME-ARP Budget Page

HOME-ARP Funds	Allocation	Percentage
<b>Sources</b>		
<b>Projected HOME-ARP Award</b>	\$11,441,252	
<b>Uses</b>		
<b>Acquisition and Development of Non-Congregate Shelters</b>	\$8,000,000	70%
<b>Development of Affordable Rental Housing</b>	\$1,000,000	9%
<b>Supportive Services</b>	\$725,064.20	6%
<b>Planning and Administration*</b>	\$1,716,187.80	15%
<b>Total</b>	\$11,441,252	100%

*\*Planning and Administration cannot exceed 15% of the total grant.*