



# AUSTIN FIRE

Public Safety Commission Meeting  
FY22 Q3

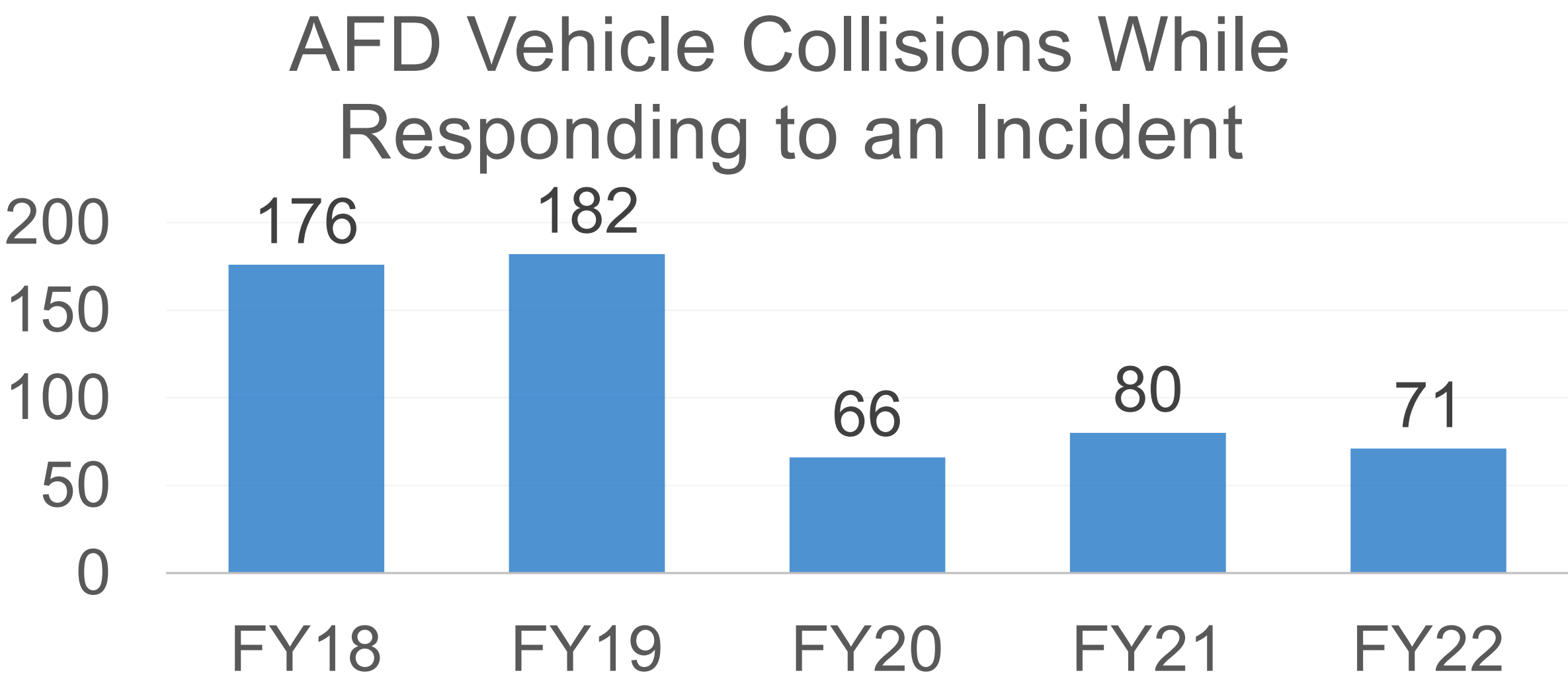
*Chief of Staff Rob Vires*





# Vehicle Collisions

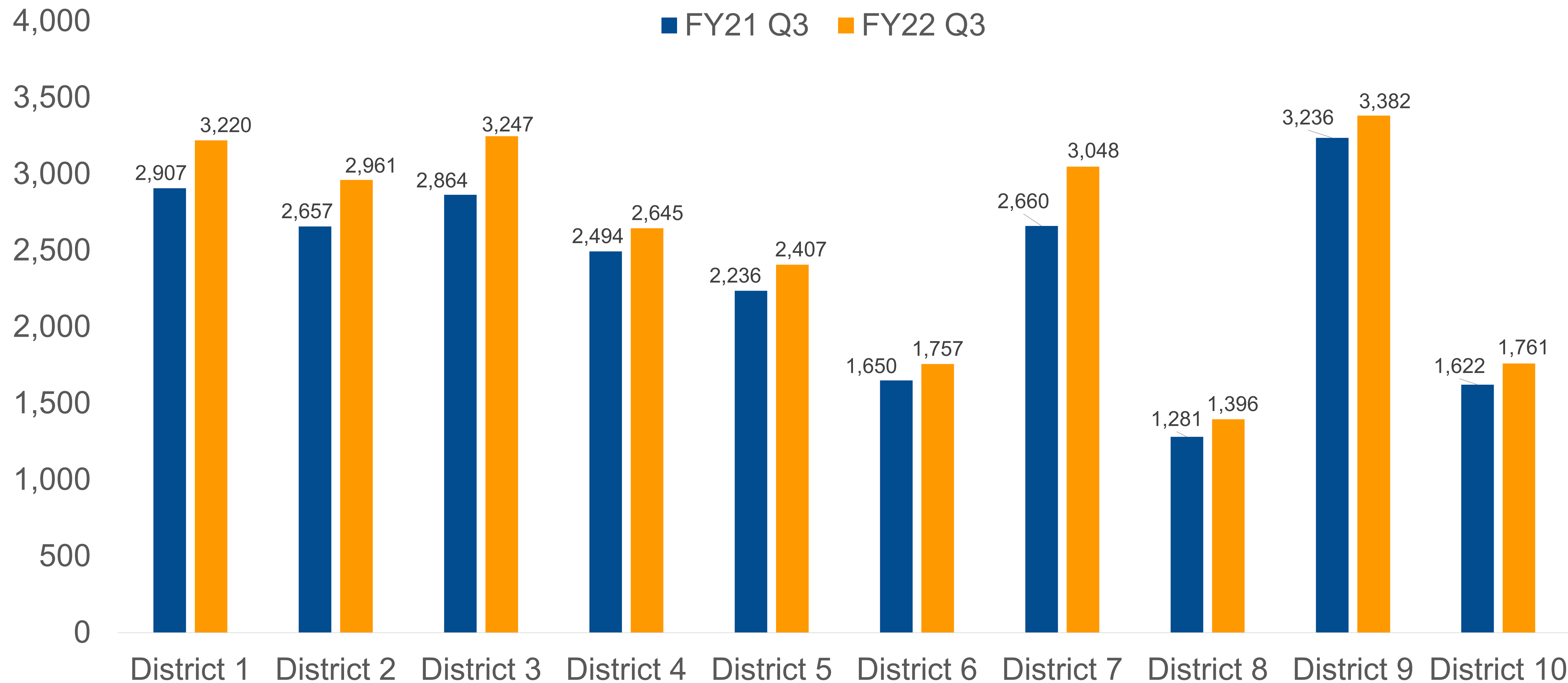
In FY22, AFD frontline apparatus were involved in 71 vehicle collisions while responding to an incident.



Collision Type	# of Collisions
Non-Preventable	200
Side Misjudging clearance (narrow road or alley)	109
Side Misjudgment to Include “Kick-Out” (turning and colliding with something)	84
Misjudgment of ground clearance to include Curb Strike	41
Backing – left or right side misjudgment	32
Undetermined	29
Misjudging overhead clearance	28
Any violation of the safe driving policy not specifically covered in this code	12
Inattentive/Distracted driving	8
Struck by another vehicle/object--NOT PREVENTABLE	7
Failure to control the intersection or yield the right of way	5
Backing – failure to use a back-up guide	2
Misjudgment of Side Clearance (narrow road or alley)	1
Other	17



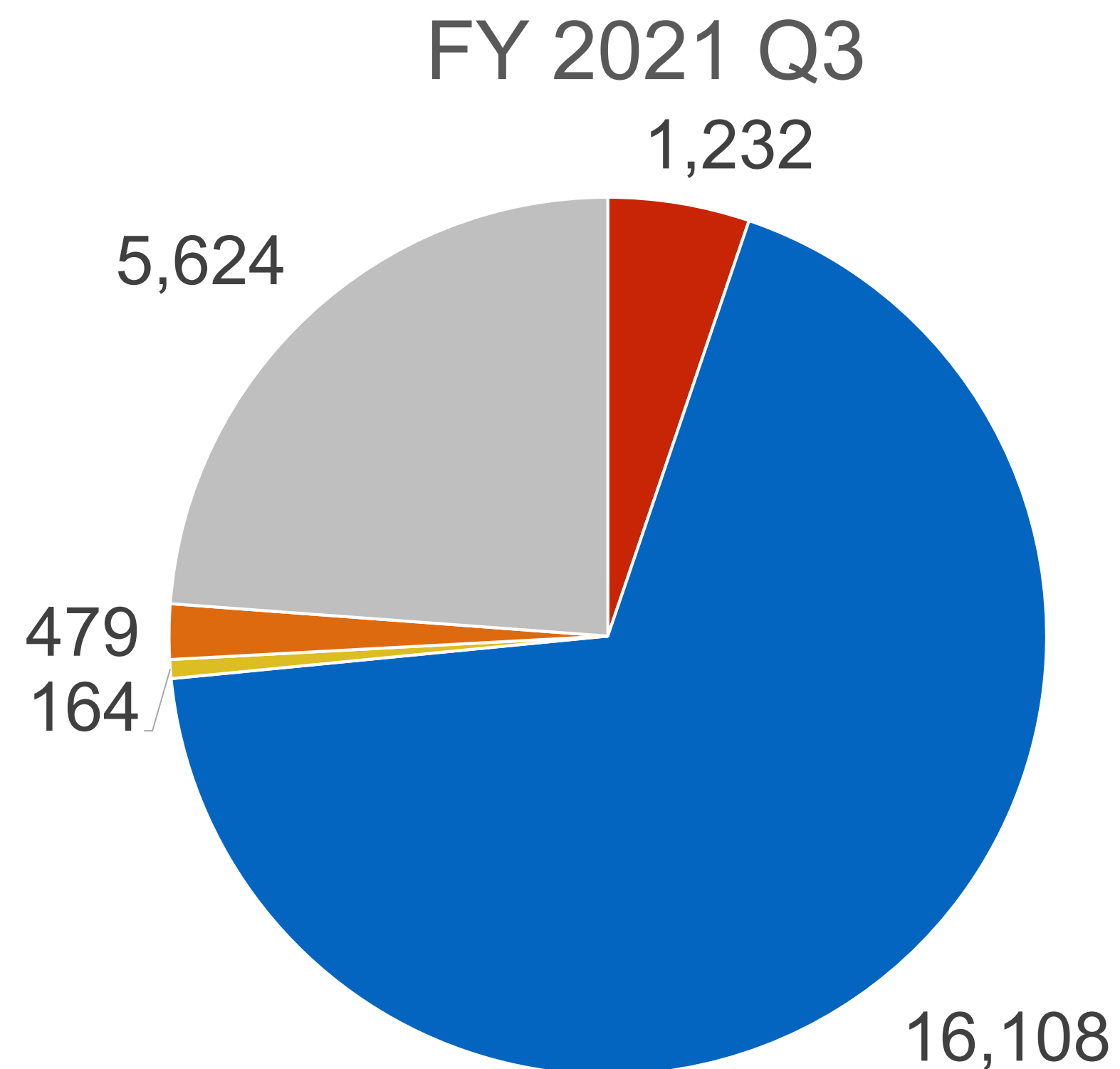
# REQUESTS FOR SERVICE Q3 COMPARISON



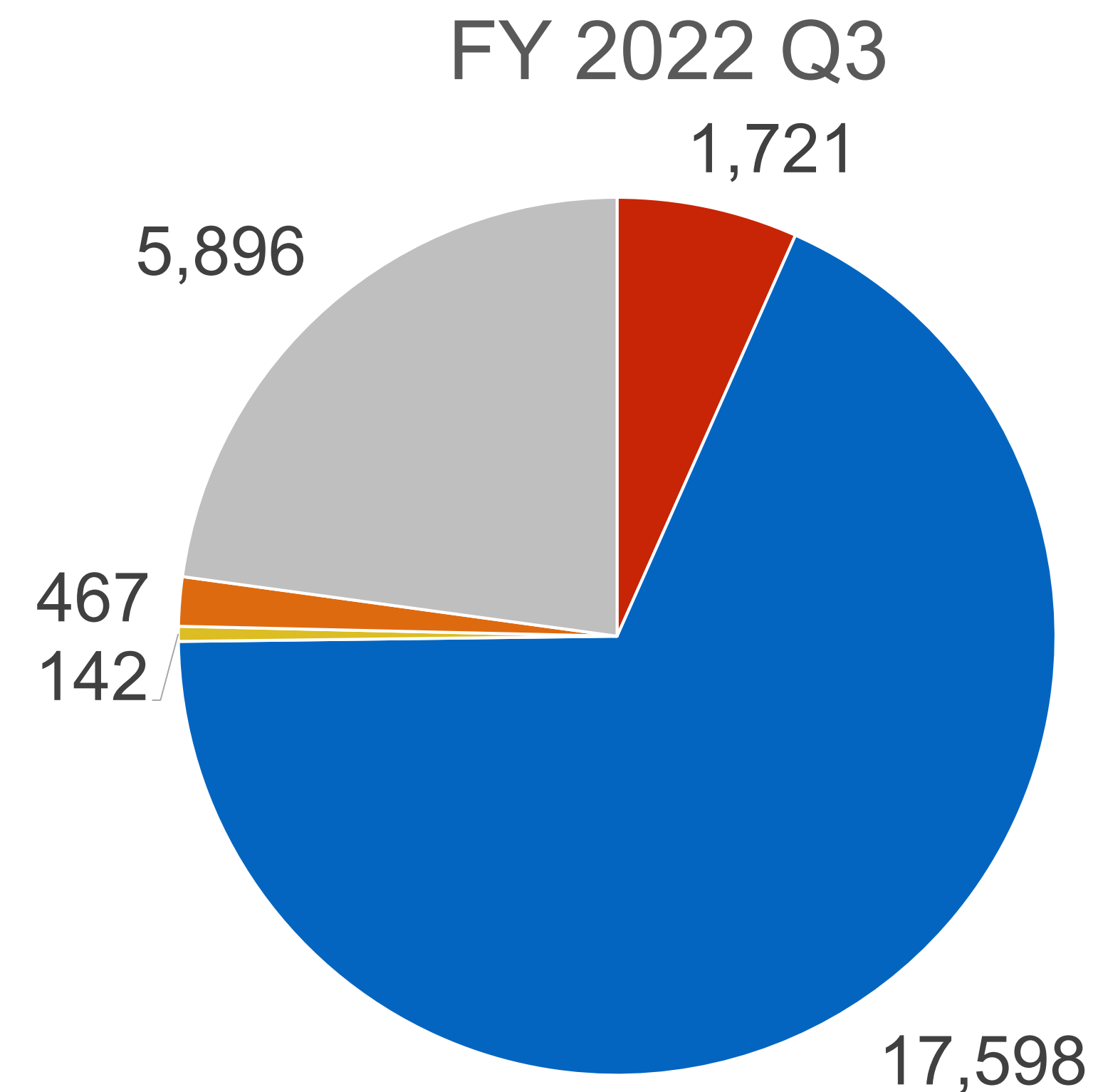
*\*Requests for Service are all INCIDENTS, regardless of priority.*



# REQUEST FOR SERVICE Q3 Comparison



■ Fire ■ Medical ■ Rescue ■ HazMat ■ Other



■ Fire ■ Medical ■ Rescue ■ HazMat ■ Other

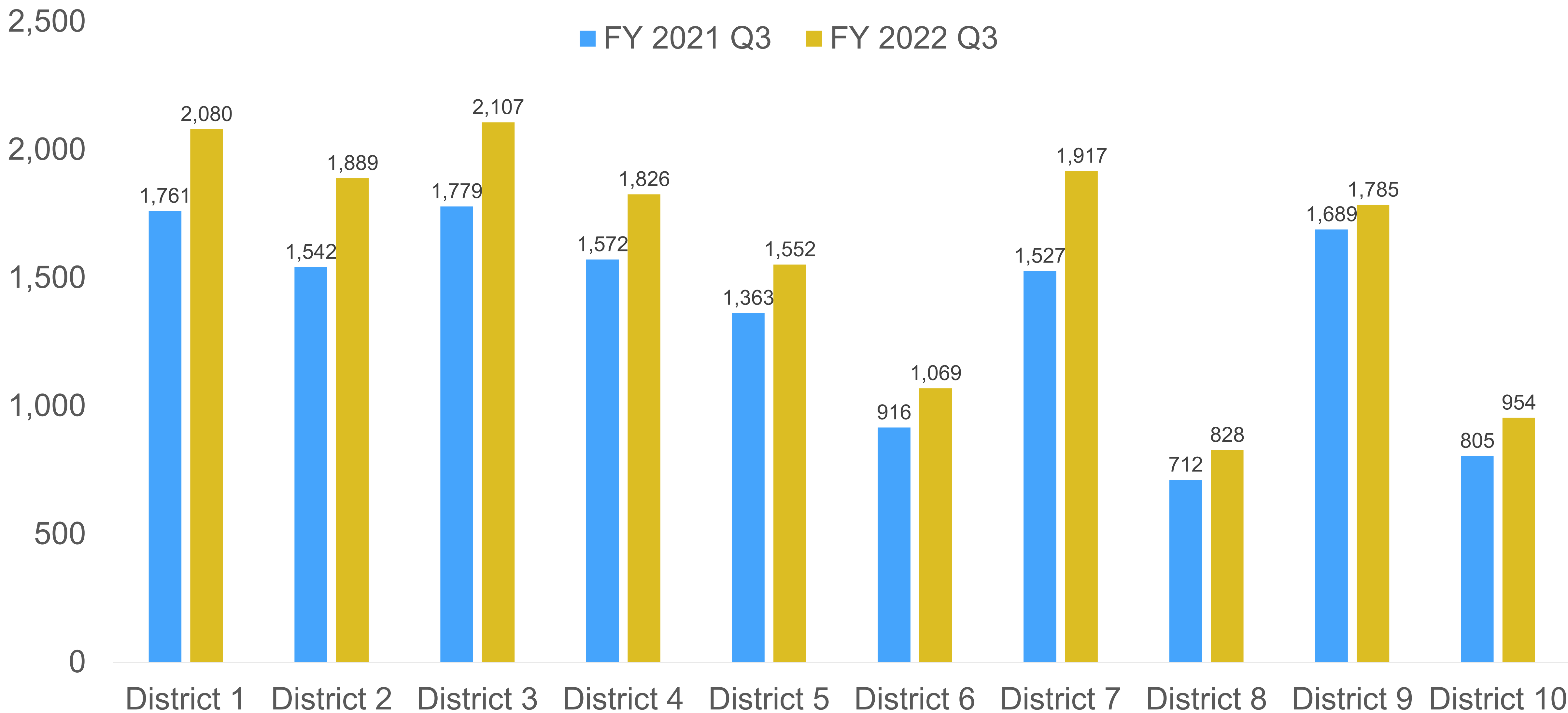
*\*Requests for service are all incidents, regardless of priority.*

*\*"Other" (e.g., smoke investigations, fire alarms in buildings, unlocking buildings, etc.)*





# EMERGENCY INCIDENT Q3 COMPARISON

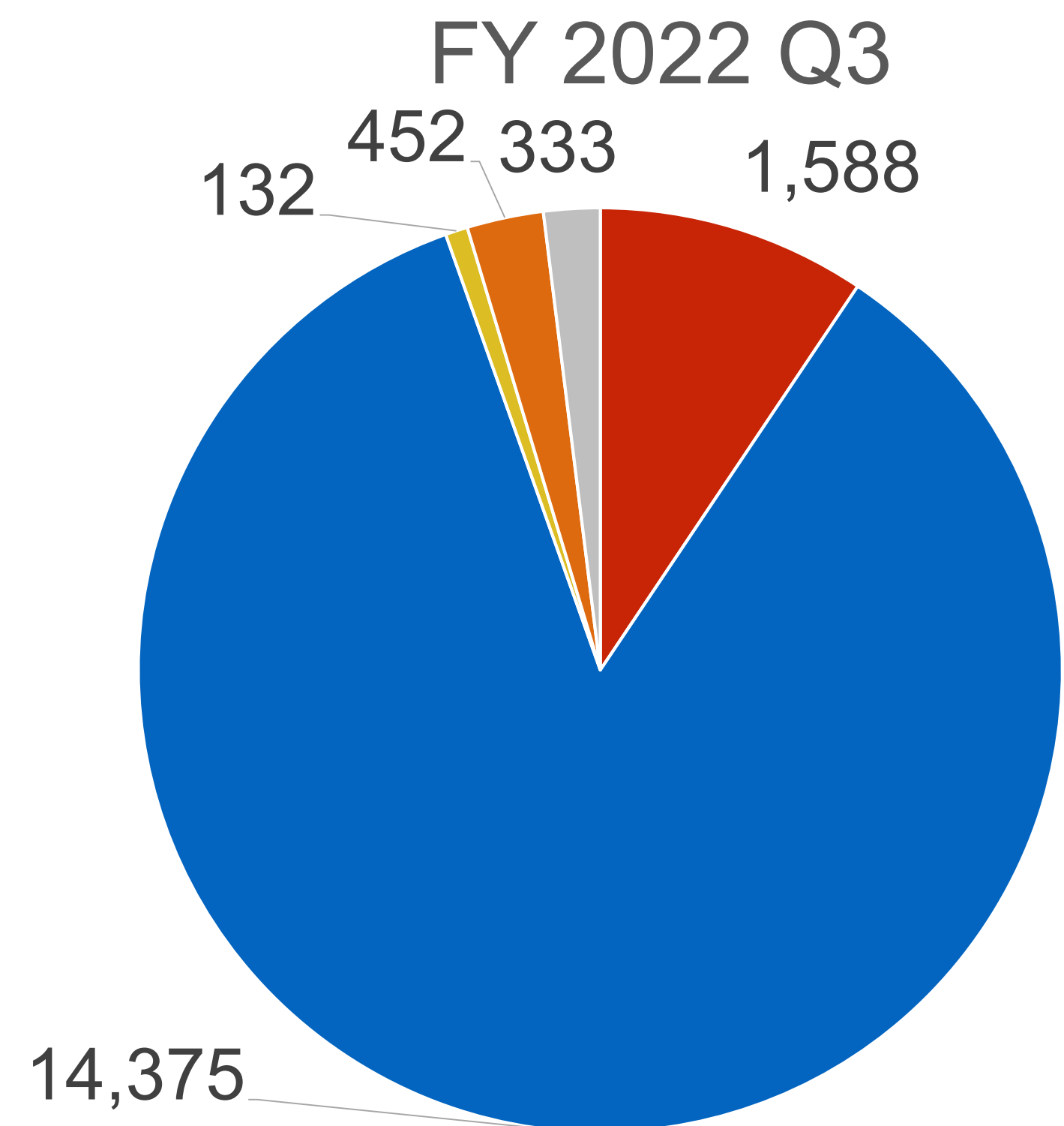
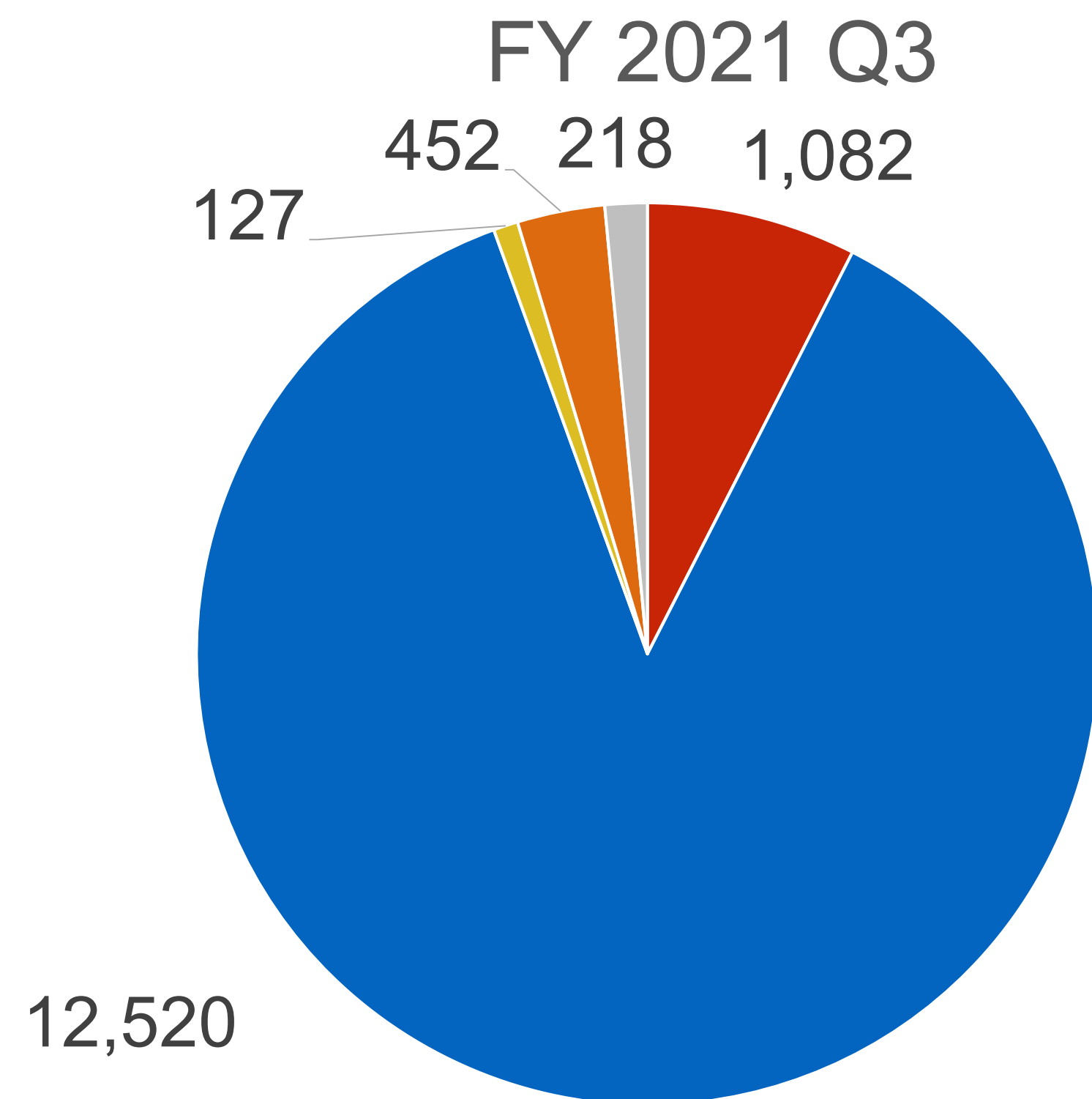


*\*Emergency Incidents are Priority 1, 2, 3, and 4M responses.*





# EMERGENCY INCIDENTS Q3 Comparison



■ Fire ■ Medical ■ Rescue ■ HazMat ■ Other

■ Fire ■ Medical ■ Rescue ■ HazMat ■ Other

*\*Emergency Incidents are Priority 1, 2, 3, and 4M responses to when frontline unit arrives on scene.*

*\*"Other" (e.g., smoke investigations, fire alarms in buildings, unlocking buildings, etc.)*





# Emergency Response Times Comparison



Council Districts	FY21 – Q3		FY22 – Q3	
	Emergency Response Time <i>(90 percentile, Emergency Incidents)</i>	Emergency Incidents <i>(Priorities 1, 2, 3, and 4M, First Arriving Frontline Unit)</i>	Emergency Response Time <i>(90 percentile, Emergency Incidents)</i>	Emergency Incidents <i>(Priorities 1, 2, 3, and 4M, First Arriving Frontline Unit)</i>
District 1	09:37	1,761	09:56	2,080
District 2	10:28	1,542	10:34	1,889
District 3	09:56	1,779	09:33	2,107
District 4	09:54	1,572	09:54	1,826
District 5	09:23	1,363	10:00	1,552
District 6	10:20	916	10:16	1,069
District 7	09:58	1,527	10:08	1,917
District 8	10:04	712	10:13	828
District 9	08:18	1,689	08:30	1,785
District 10	10:05	805	10:25	954

*\*Emergency Incidents are Priorities 1, 2, 3, and 4M responses from call receipt to frontline unit arrival on scene.*


*\*\*FY21 Q2 experienced longer response times due to winter storm Uri*



# AFD Standard of Coverage by Council District in 2021

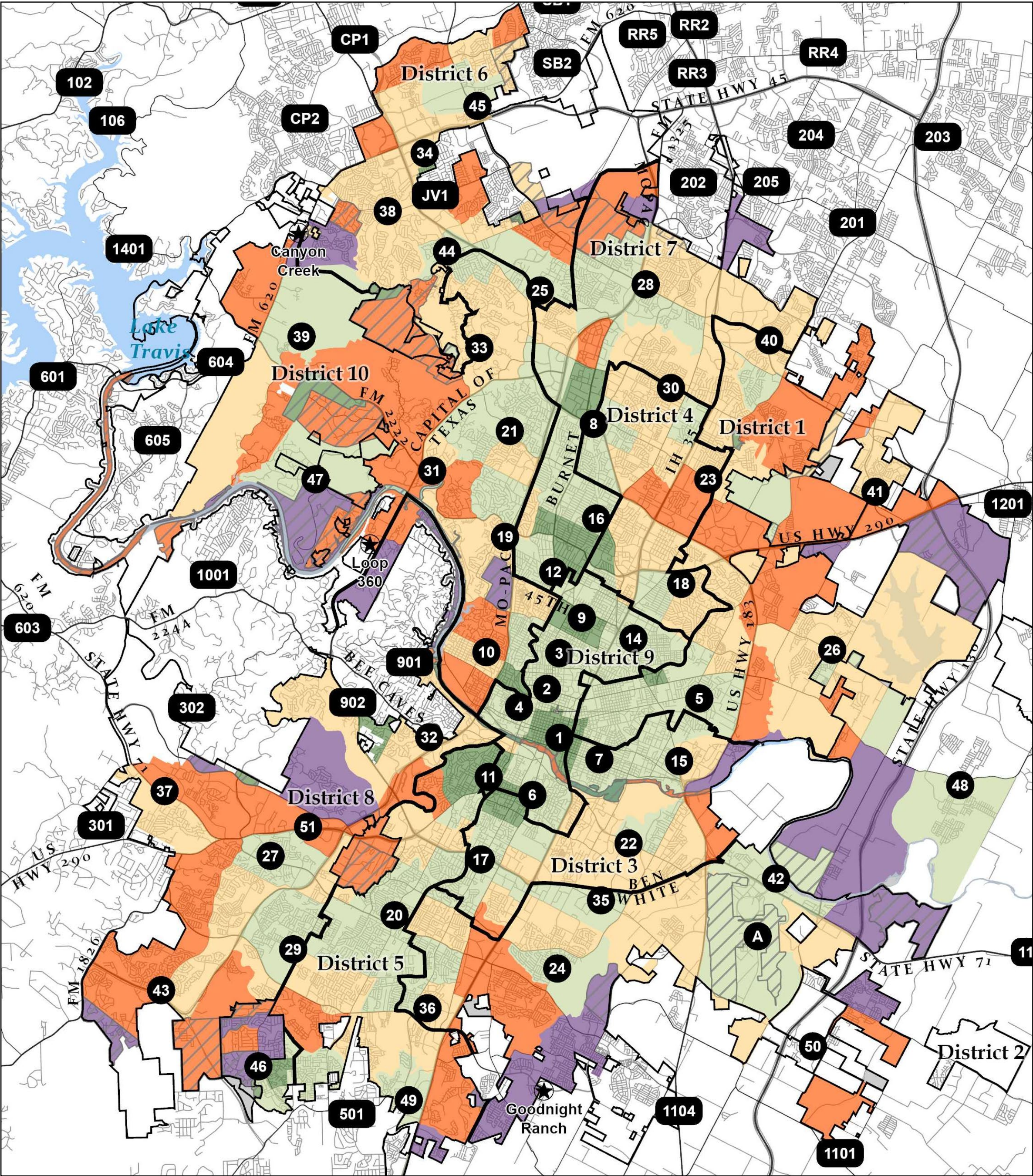
## Percent Arrive in 8 Minutes or Less for First-In Unit

Includes AFD, Auto Aid, Mutual Aid unit responses.  
Measured from Call Receipt by AFD/EMS to Arrival On Scene.



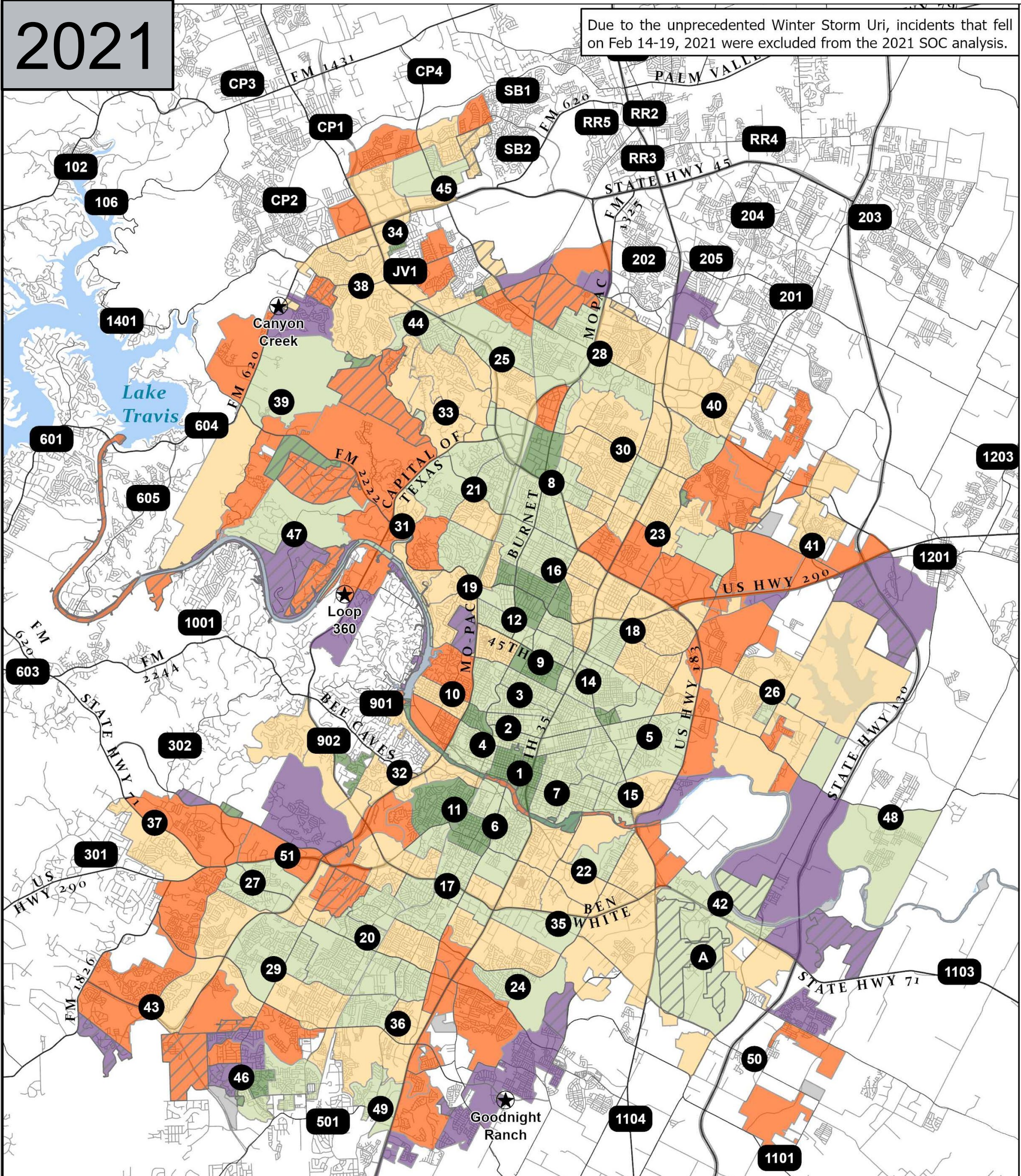
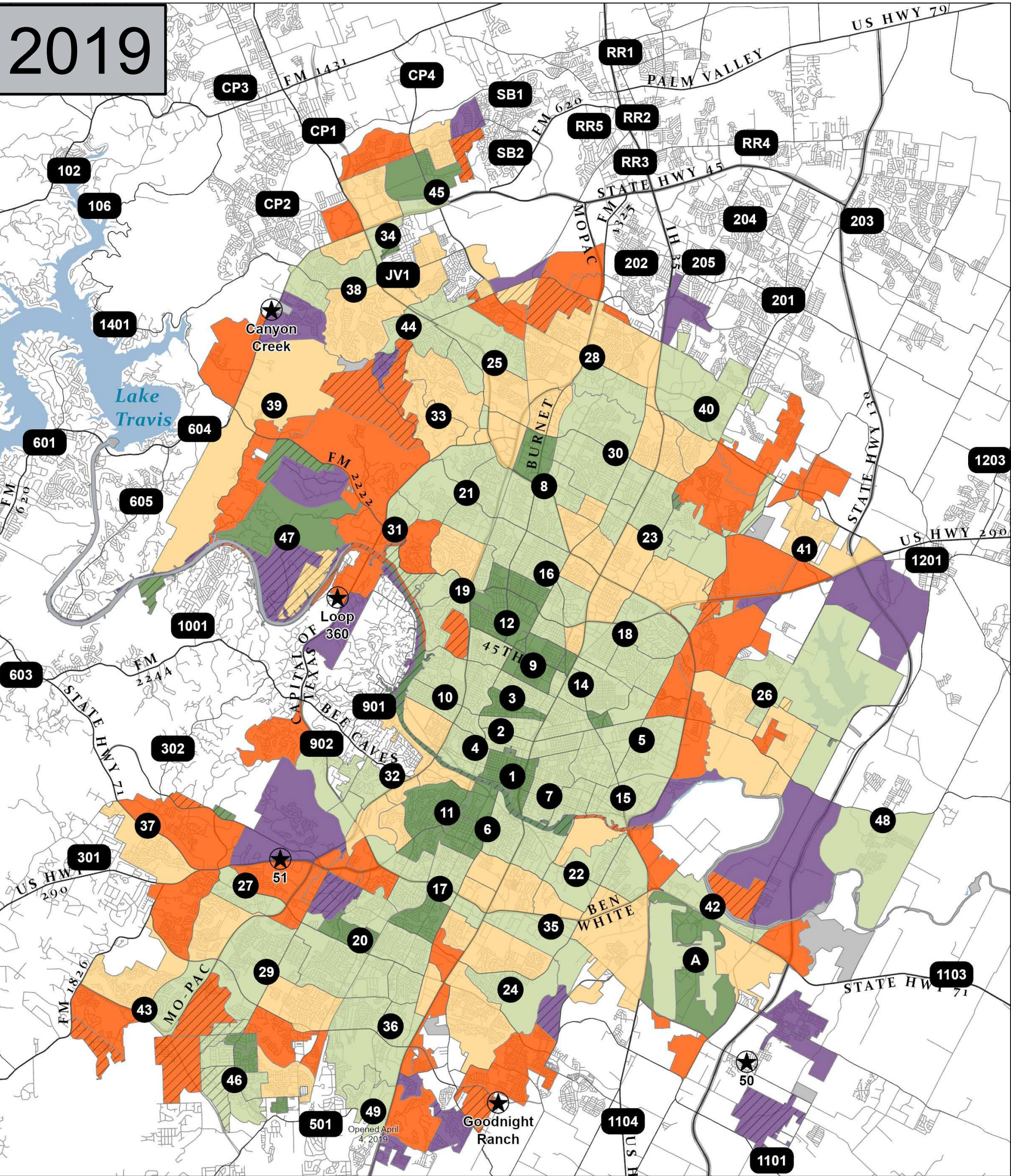
## Council District Response Times CY21

District 1	10:22	District 5	9:58	
District 2	10:43	District 6	10:54	District 9 8:29
District 3	10:12	District 7	10:06	District 10 10:36
District 4	10:27	District 8	10:38	

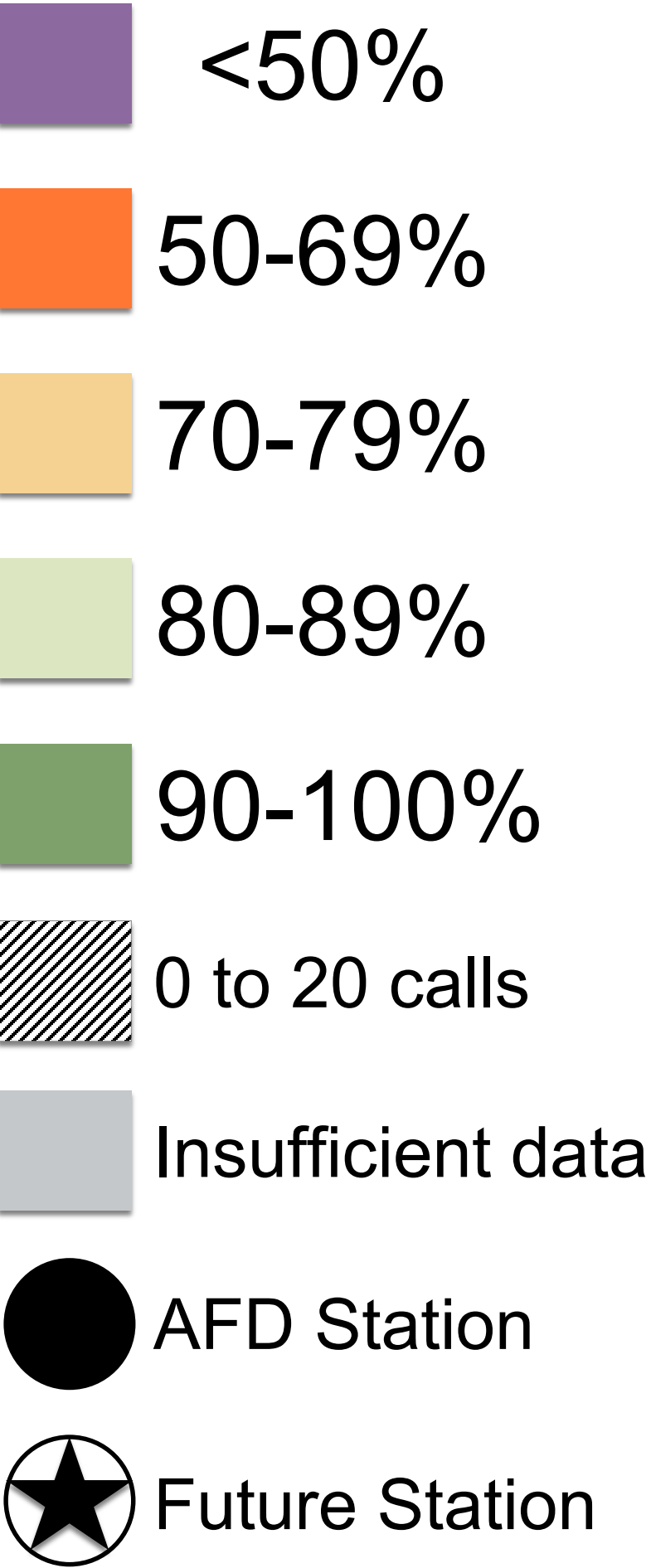




# AFD Standard of Coverage



Percent Arrive in  
8 Minutes or Less  
for First-In Unit



AFD's goal is to respond to emergency incidents within 8 Minutes 90% of the time, from call receipt to first arriving frontline unit.  
*\*Due to unprecedented changes to response protocols in 2020 for Covid-19, Calendar Year 2019 has been used as comparison.*



# Auto Aid – Travis County & Williamson County



**Auto Aid:** Interlocal agreement to help dispatch the closest unit to a 911 call regardless of fire department or jurisdiction.

- Recent Auto Aid contract changes:
  - Automatic Aid agreement in place with ESD 2 for Priority 1 Medical calls only and with ESD 12 for Priority 1 Medical calls and vehicle rescues.
- Tellus Hub Software implemented to connect Travis County and Williamson County Computer Aided Dispatch (CAD) systems.
  - Technical issues are being resolved.



Photo of Auto Aid in action with Round Rock, Cedar Park, and Austin Fire Departments on-scene together.



# Overdose Response



- December 2021 – All AFD personnel received hands on training for Naloxone administration and each unit received a stock of the medication
- Medication is stored in Pelican cases with interior insulation and an exterior digital thermometer to ensure adequate temperature range
- In FY22 Q3, there were a total of 169 calls where the patient was given Narcan by either AFD, EMS, or a bystander.
  - AFD administered or assisted 121 times.
  - Of those 121, patient improvement was seen in 107 cases (88%).







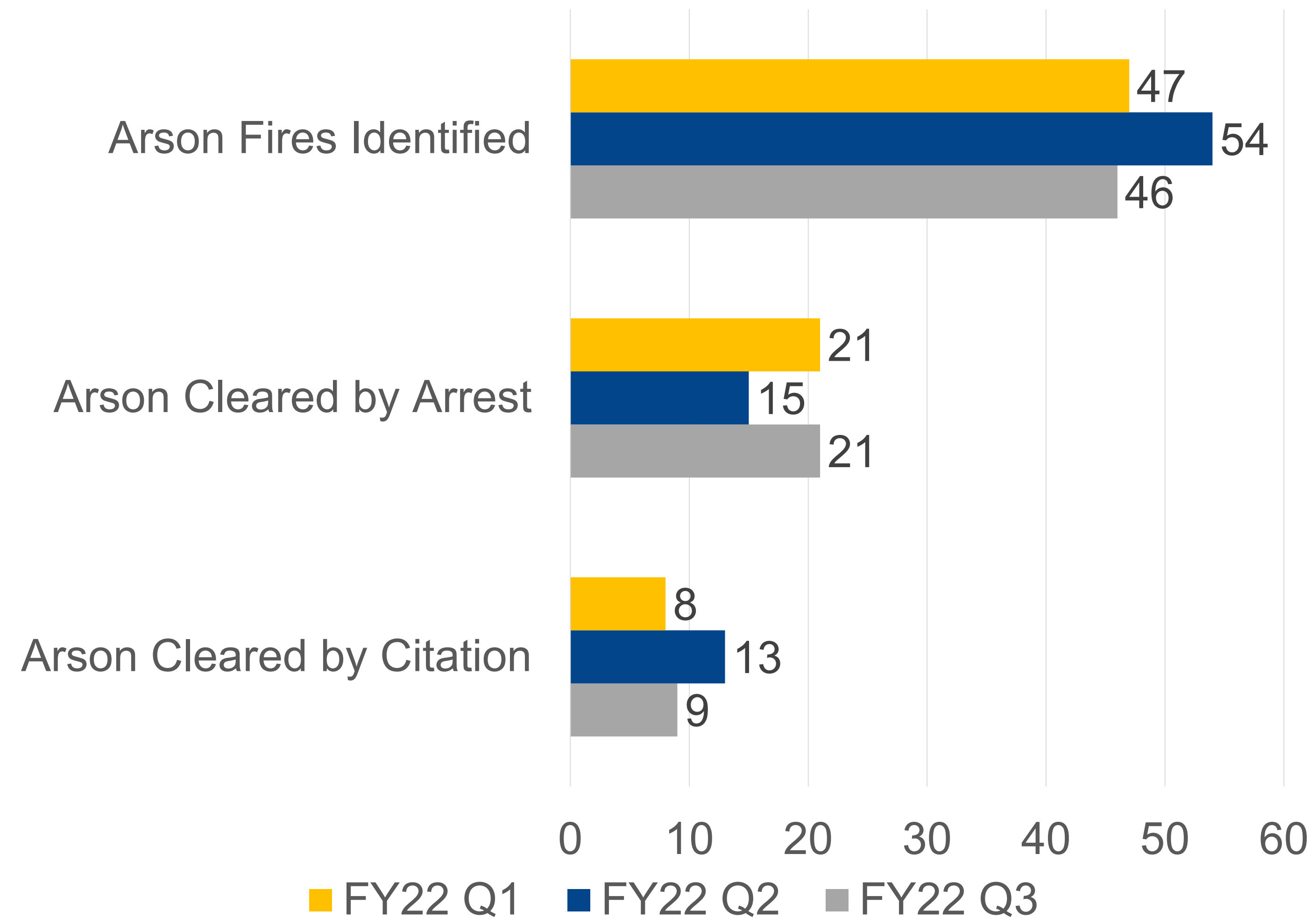
# Investigations

- Percent of Arson Fires Cleared:
  - FY 22 Q1: 62%
  - FY 22 Q2: 52%
  - FY 22 Q3: 35%

*National Clearance Rate: 22%*



## Arson Fires FY22





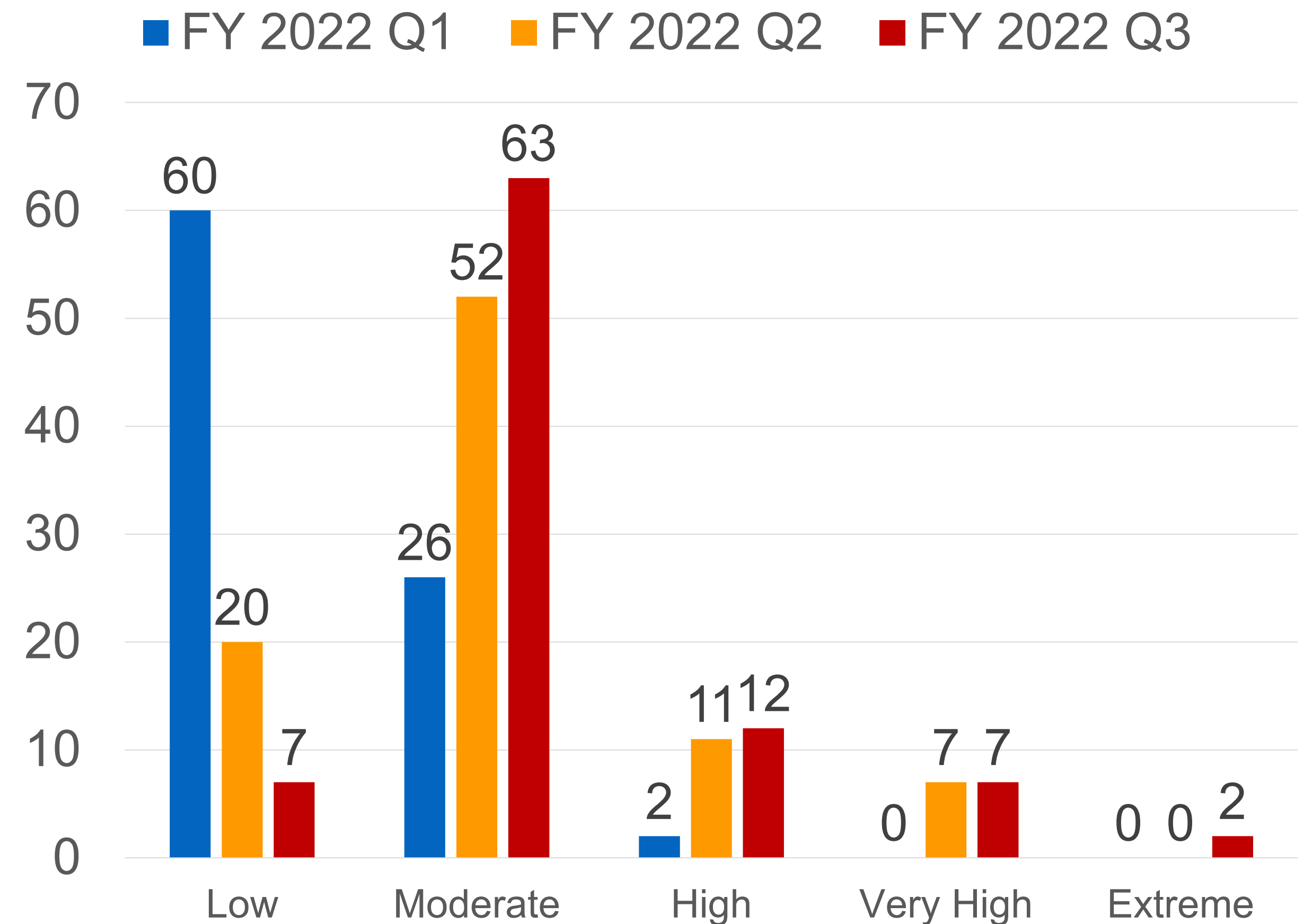
# AFD Wildfire Division



AFD Wildfire Division's High Fire Danger Step Plan includes:

- Mobilization and staffing of a Wildfire Task Force that stands ready to respond and provide daily fire weather situational reports that include current state fire activity, resource deployment, and staffing
- Activation of Division GIS resources for map creation, public awareness, & HSEM
- Issue set-up plan recommendations, which vary based on event and may include:
  - Wildland PPE on all units
  - BTs shadow ENGs
  - Upgrade GRASS to BRUSHL and BRUSHL to BRUSH
  - Staffing select BTs
  - Staffing SF Helo Specialist
  - Staffing additional Command Element
  - Staffing WFTF

## Frequency of Fire Danger Days in Austin, TX







# Office of the Fire Marshal: Special Events

- **2022 Events**
  - SXSW Spring Festival 2022
  - NASCAR
  - Moto GP
  - Q2 Soccer Stadium hosting 17 home games and 3 International games on the schedule
  - Waterloo Park with 35 concerts scheduled for this year
  - Rugby season at COTA
  - GIA amphitheater with full concert schedule this year
  - Austin Film Studios
  - Record setting pyro technical number of events
  - Weddings are back in full bloom
  - 2 dozen fraternity/sorority events during roundup this Spring
  - Hundreds of events that require review, permit processing and site visits many requiring fire watch.



Special Events is on record pace, with most of the legacy events already in the queue, including Pecan Festival, Bat Festival, Pride Festival, and Capital 10K.





# Office of the Fire Marshal

## Fiscal Year Comparison

	FY20	FY21	FY22
Percent of plans reviews completed on time	82.3%	85.0%	82.9%
Actual Number of inspections performed	23,121	27,572	27,011
Number of fire technical inspections (Includes all new construction)	9,282	10,179	13,375

## Quarterly Comparison

FY21 Q2	FY22 Q2	FY22 Q3	FY22 Q4
84.7%	81.3%	77.1%	88%
7,520	5,926	7,355	6,210
2,782	3,137	3,704	3,752



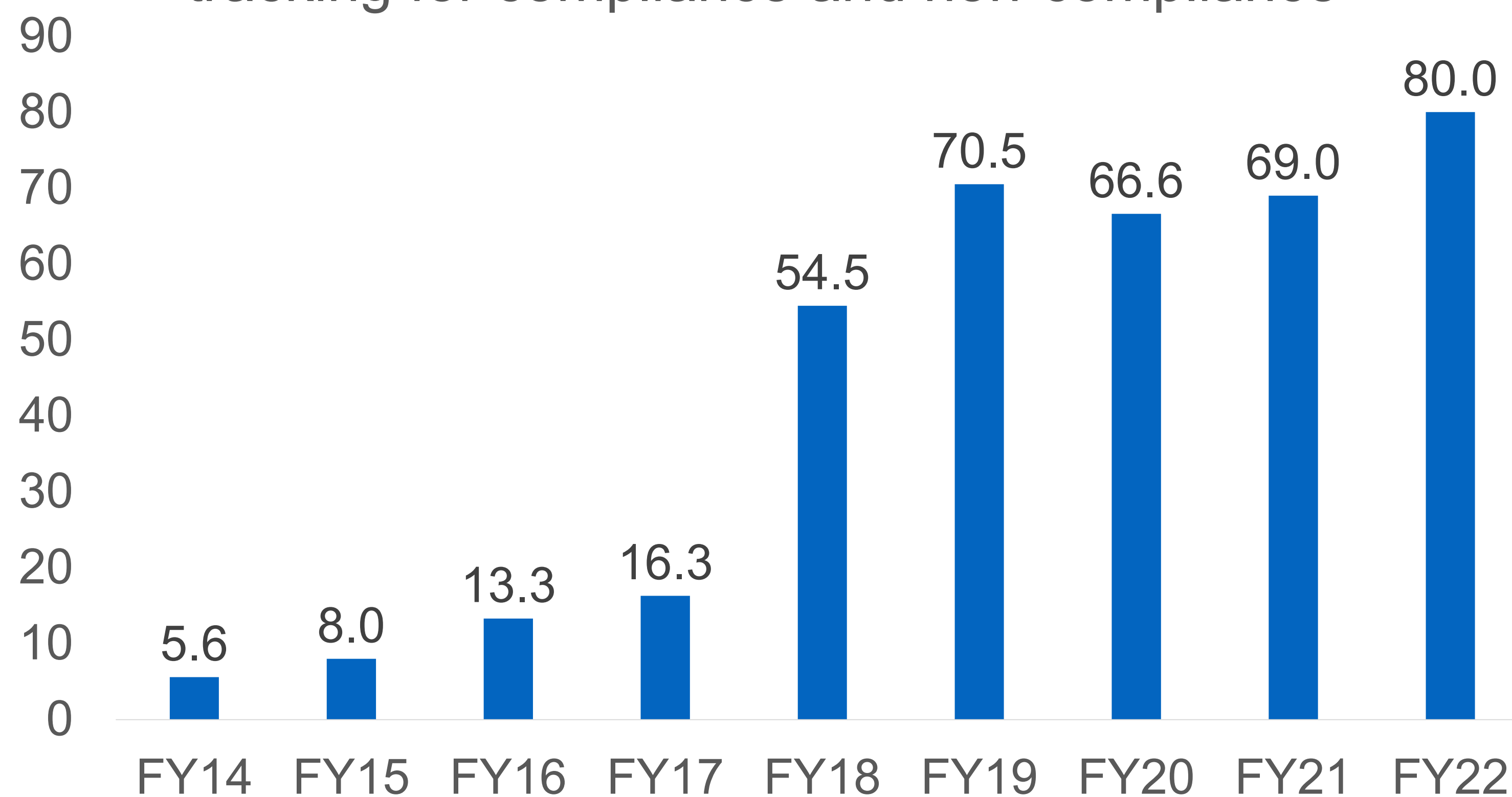


# The Compliance Engine

The Compliance Engine (TCE) database tracks compliance and non-compliance for all fire protection systems in commercial properties across the City of Austin.

This allows the Austin Fire Department to track annual fire systems reports, deficiencies and repair reports and receive immediate notification of system impairments.

Percentage of City of Austin fire system tracking for compliance and non-compliance



*Prior to The Compliance Engine*

*After implementation of The Compliance Engine*



# Community Outreach

To participate, please call our  
Free Smoke Alarm Hotline:  
**(512) 974-0299**



## Smoke Alarms

The Austin Fire Department has a vision for every home and every citizen to be protected by at least one smoke alarm.

AFD's Free Smoke Alarm Program offers free smoke alarms to homeowners that live in the City of Austin Fire Department's Jurisdiction and are in need of working smoke alarms.

- Number of Smoke Alarms installed:
  - FY 22 Q1: 102
  - FY 22 Q2: 167
  - FY 22 Q3: 156



## Red Angels Program

Red Angels Program supports our most vulnerable citizens—the elderly, disabled, and socially/economically/underdeveloped communities. Through this initiative, AFD collaborates with Austin Community College registered nurses and:

- Conducts in home fire safety assessments
- Provides/installs smoke alarms, as needed
- Provides fire safety educational information and information on available community resources
- Nurses conduct in-home basic “well-checks”





# COVID-19 and AFD

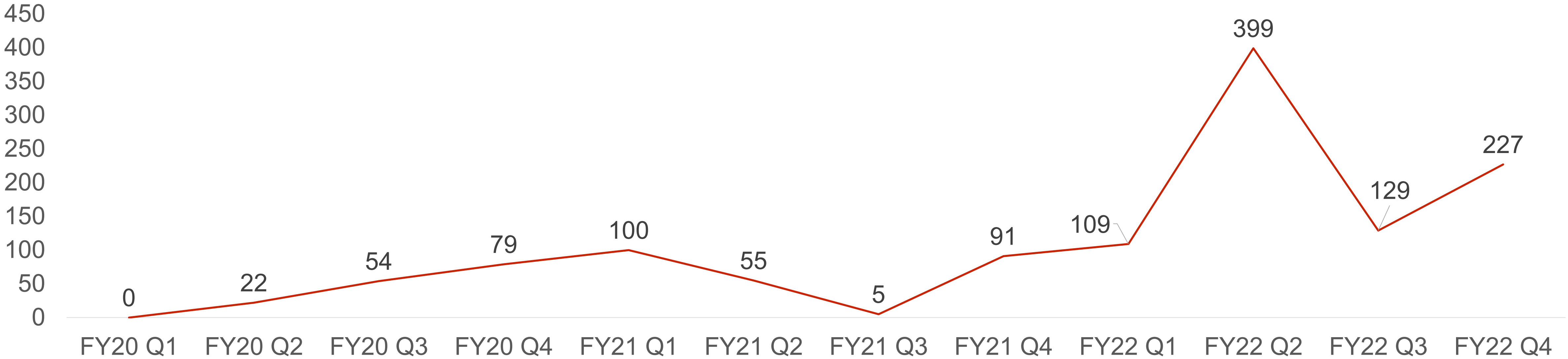
Includes Civil Service + Civilian



	FY22 Q1	FY22 Q2	FY22 Q3	FY22 Q4	FY22 Total
Positive COVID-19 Cases	109	399	129	227	864
COVID-19 Vaccine Reaction	37	13	3	1	54

Employees currently off due to COVID-19 as of Oct 26, 2022	6
--	---

AFD Positive COVID-19 Cases





# Vaccination Efforts

Includes Civil Service + Civilian



COVID Vaccines Administered by Wellness for FY22 Q3 (April-June):

- **AFD:** 19
- **EMS:** 11
- **APD:** 30
- **Other:** 24

*Other includes family, retirees, City of Austin employees in other departments, and uncategorized.*

**Total:** 84

A promotional graphic for COVID-19 vaccination. It features a black and white photograph of Fire Chief Joel G. Baker, who is wearing a white face mask and has a bandage on his right shoulder. The background is dark with a pattern of white lightning bolts. On the left, the text reads "I'M NOT THROWING AWAY MY SHOT!" in large white letters, with "FIRE CHIEF JOEL G. BAKER" below it. On the right, a quote from the chief is displayed in white text. The Austin Fire Department logo is in the bottom left corner, and the website URL "WWW.AUSTINTEXAS.GOV/COVID19-VACCINES" is at the bottom right.

**“ I’M NOT THROWING AWAY MY SHOT! ”**

**FIRE CHIEF JOEL G. BAKER**

**“ WHEN I GOT THE OPPORTUNITY TO GET THE COVID-19 VACCINE, I TOOK IT. THE MORE PEOPLE WE GET INOCULATED, THE QUICKER LIFE CAN RETURN TO NORMAL. SO WHEN THE TIME COMES TO RISE UP AND TAKE YOUR SHOT, DON’T THROW IT AWAY! ”**

**WWW.AUSTINTEXAS.GOV/COVID19-VACCINES**



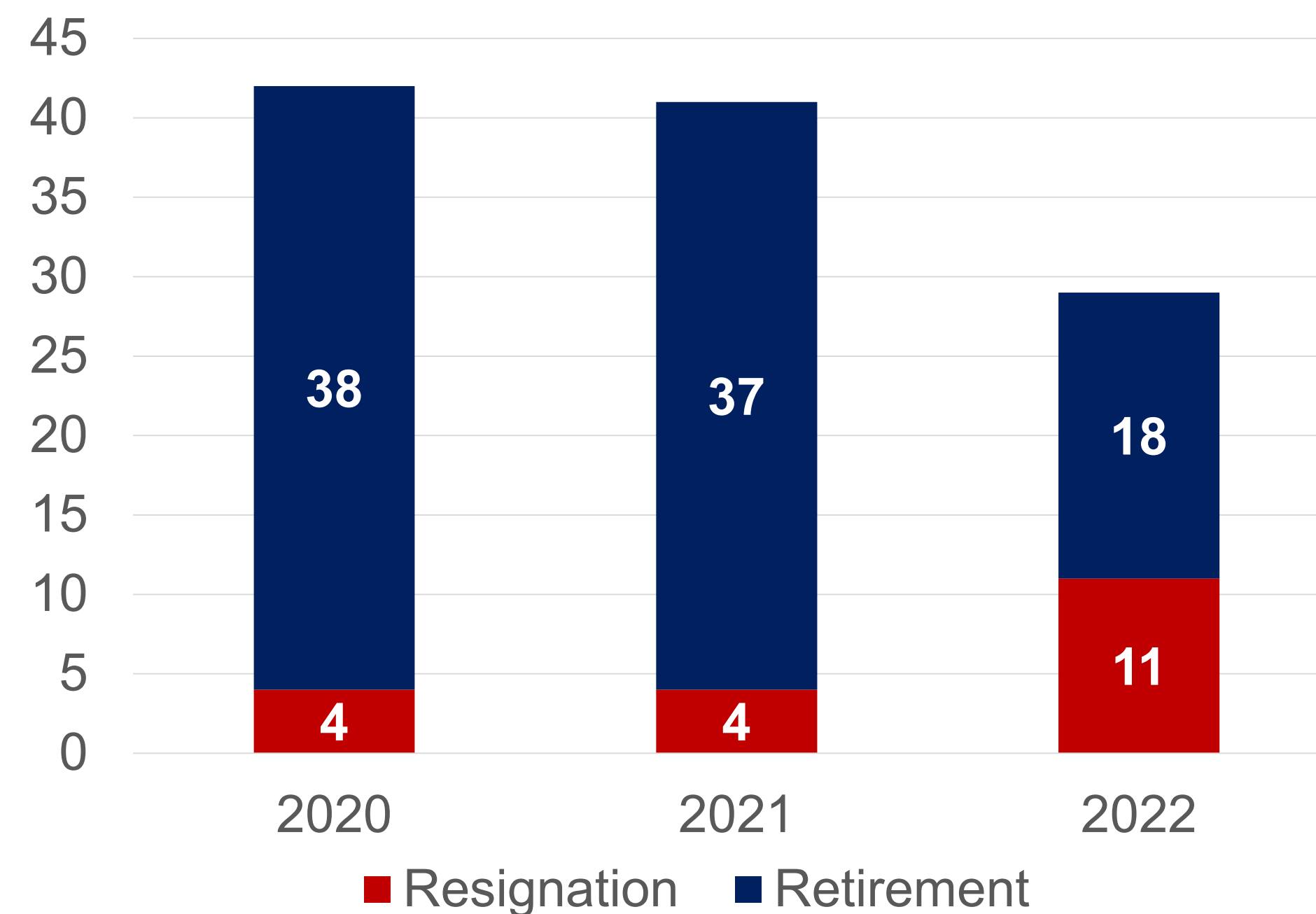


# AFD Sworn Separations

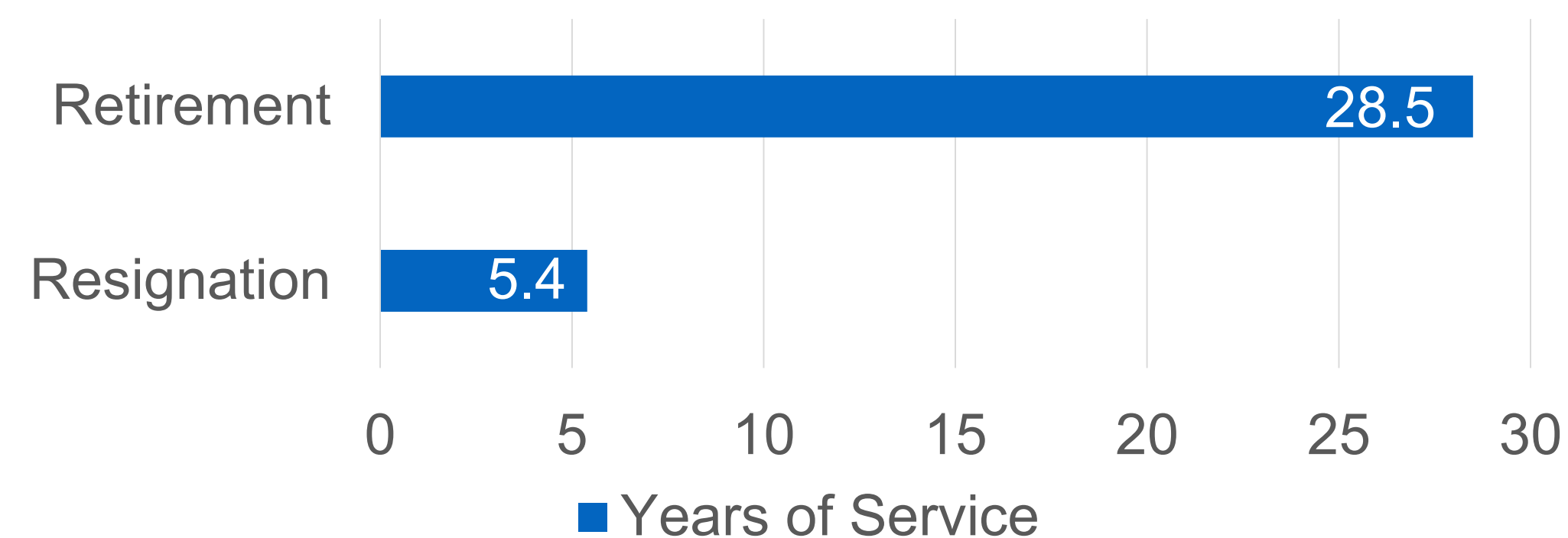
- Since 2020, AFD has had **93** retirements and **19** resignations
- Average Years of Service:
  - Retirements: **28.5** Years
  - Resignations: **5.4** Years
- AFD experiences roughly **3.5** separations per month



AFD Sworn Separations  
through Oct 2022



Average Years of Service at Separation





# Cadet Hiring Process



## FY22 Updates

- Fire Cadet hiring process began in March 2021 and will produce a 2-year hiring list set to expire June 14, 2023. AFD received a total of 3,250 Applications for a projected 192 available Fire Cadet positions.
- In August 2021, the initial hiring list had 1,516 Applicants ranked based on test scores from the Written Exam and Structured Oral Process. The top 460 Ranks moved forward into the Pre-Hire Assessments (Medical, Psychological assessment, Physical Ability testing and background check). The Final Hiring list ended with 196 qualified candidates.



Fire Cadets	
Class 133 & 134	
Hired 96; Graduated a total of 77 Fire Cadet	
49%	White
23%	Hispanic or Latino
6%	Black or African American
1%	American Indian/Alaska Native
4%	Asian
0%	Native Hawaiian/Pacific Isl
8%	Two or more races
8%	Choose Not To Disclose
9%	Female (across all ethnicity)
51%	Minority Representation (includes WF)

Future Cadets	
Class 135 (Oct-2022) & 136 (Jan-2023)	
Outstanding Applicants (105) on Final Hiring List (expires 6/14/2023)	
47%	White
33%	Hispanic or Latino
9%	Black or African American
0%	American Indian/Alaska Native
2%	Asian
2%	Native Hawaiian/Pacific Isl
3%	Two or more races
5%	Choose Not To Disclose
8%	Female (across all ethnicity)
54%	Minority Representation (includes WF)



# Recruiting



## Pass the Torch

AFD's Pass the Torch program includes members ages 18 to 35. Participants are able to engage in real fire service activities under the guidance of experienced firefighters. The program is designed to give individuals a glimpse into the cadet academy and a first-hand feel for a career in the fire service.

## Fire Explorers Post 370

The Explorers ages 14 to 20, meet twice a month and learn about careers in the fire service directly from members in the Austin Fire Department. Currently, we have about 10 members in the program.







**AFD strives to recruit and retain a diverse workforce.**

**If you or anyone you know is interested in joining the Austin Fire Department, please visit:**

**[JoinAFD.com](https://www.joinafd.com)**