



**SPECIAL MEETING of the
AIRPORT ADVISORY COMMISSION (AAC)
DECEMBER 12, 2022 3:00 PM
2716 SPIRIT OF TEXAS DRIVE
ROOM 160 (Board Room and Public Comments)
ROOM 174 (Public Viewing of Proceedings and Public Comments)
AUSTIN, TEXAS 78719**

Some members of the Commission may be participating via videoconference.

Live audio of the meeting will be available as an alternative to attending in person. Please email Ammie Calderon at ammie.calderon@flyaustin.com by Noon of the day of the meeting for dial-in details.

Public comment will be allowed in-person or remotely via telephone. Speakers may only register to speak on an item once either in-person or remotely and will be allowed up to three minutes to provide their comments. Registration no later than Noon the day before the meeting is required for remote participation by telephone. To register to speak remotely, email Ammie Calderon at ammie.calderon@flyaustin.com.

CURRENT BOARD MEMBERS

Eugene Sepulveda, Chair
Wendy Price Todd, Vice-Chair
Jeremy Hendricks, Secretary
Scott Madole

Ernest Saulmon
Jonathan Coon
Billy Owens
Bakari Brock

Vicky Sepulveda
Chad Ennis
Raymond Young

AGENDA

CALL TO ORDER

PUBLIC COMMUNICATION: GENERAL

Speakers signed up prior to the meeting being called to order will each be allowed a three minute allotment to address their concerns regarding items not posted on the agenda. Please see further instructions on registration above.

APPROVAL OF MINUTES

1. Approve the minutes of the AAC regular meeting on November 08, 2022.

STAFF BRIEFINGS

2. November 2022 Financial Results presented by Rajeev Thomas, Deputy Chief Finance Officer.
3. Air Service Update presented by Jamy Kazanoff, Air Service Development.
4. Briefing related to status of the Special Report from the Office of the City Auditor regarding Airport Leases and Community Benefits presented by Tracy Thompson, Chief Officer-Administrative & External Affairs.

DISCUSSION AND ACTION ITEMS

5. Review actions of City Council at the December 1, 2022 and December 8, 2022 meetings.
 - Authorize negotiation and execution of an amendment to the legal services agreement with Winstead PC for representation related to the City of Austin v. LoneStar Airport Holdings, LLC and Texas Capital Bank in the condemnation proceeding in Probate Court No. 1 and the LoneStar Airport 28. Holdings, LLC v. the City of Austin, Texas federal lawsuit in the Western District of Texas, Austin Division, in the amount of \$1,500,000, for a total contract amount not to exceed \$3,097,000. *[Approved on Consent]*
6. Discussion regarding Connecting Passenger Impacts to AUS Operations and Revenues presented by Ghizlane Badawi, Chief Operations Officer and Mookie Patel, Chief Business and Finance Officer.
7. Discussion and possible action to approve the date, time, location, and topic(s) of the next Business Working Group Meeting for Chairman, Jonathan Coon and members Eugene Sepulveda, Wendy Todd, and Chad Ennis.
8. Review of Commission recommendations and actions to discuss with appointing City Council Member.

FUTURE AGENDA ITEMS

NEXT REGULAR MEETING

The next regular meeting of the AAC is currently scheduled for Wednesday, January 11, 2023 at 3:00 PM. **[The official location, date and time for the calendar year 2023 regular meetings of the AAC is subject to the pending determination by the City of Austin – Clerk’s Office. The official location, date and time for calendar year 2023 regular meetings will be announced to the public upon communication from the Clerk’s office to the Department of Aviation.]**

ADJOURNMENT

The City of Austin is committed to compliance with the Americans with Disabilities Act. Reasonable

modifications and equal access to communications will be provided upon request. Meeting locations are planned with wheelchair access. If requiring Sign Language Interpreters or alternative formats, please give notice at least 2 days before the meeting date. Please call Ammie Calderon, Aviation Department, at (512) 530-6605 for additional information; TTY users route through Relay Texas at 711.

For more information on the Airport Advisory Commission, please contact Tracy Thompson at tracy.thompson@flyaustin.com.



AIRPORT ADVISORY COMMISSION

ITEM 1 - APPROVAL OF MINUTES

November 8, 2022 Regular Meeting





**AIRPORT ADVISORY COMMISSION (AAC)
REGULAR MEETING
MINUTES
NOVEMBER 8, 2022**

The Airport Advisory Commission convened in a regular meeting on November 8, 2022 at 2800 Spirit of Texas Drive in Austin, Texas.

Chair E. Sepulveda called the regular meeting to order at 3:00 p.m.

Commissioners in Attendance:

Eugene Sepulveda, Chair
Wendy Price Todd
Scott Madole

Raymond Young
Ernest Saulmon
Chad Ennis

Commissioners in Attendance Remotely:

Jonathan Coon
Bakari Brock

Billy Owens
Vicky Sepulveda

Commissioners Absent:

Jeremy Hendricks, Secretary

PUBLIC COMMUNICATION: GENERAL

None

APPROVAL OF MINUTES

1. Approve the minutes of the AAC regular meeting on November 8, 2022.

The minutes from the meeting of November 8, 2022 were approved on Commissioner Todd's motion and Commissioner Young seconds on a 9-0-1-1 vote. Commissioner Madole abstained, and Commissioner Hendricks was absent.

STAFF BRIEFINGS

2. September 2022 Financial Results presented by Rajeev Thomas, Deputy Chief Finance Officer.
3. Air Service Update presented by Jamy Kazanoff, Air Service Development.
4. Airport data related to the operations during the Formula One Race weekend presented by Jacqueline Yaft, Chief Executive Officer.
5. Journey with AUS (AUS Capital Improvement Program) presented by Somer Shindler, Chief Development Officer.

DISCUSSION AND ACTION ITEMS

6. Review actions of City Council at the October 27, 2022 meeting.
 - Approve a resolution finding the use of the Construction Manager at Risk method of contracting, as authorized by Subchapter F, Chapter 2269 of the Texas Government Code, is the project delivery method that provides the best value to the City for the Barbara Jordan Terminal Optimization – Phase 2 project.
Item 10. [Approved on Consent]
7. Discussion regarding Airport ASQ Survey Results presented by Ghizlane Badawi, Chief Operations Officer.
8. Discussion of the AUS Advertising Request for Proposal presented by Mookie Patel, Chief Business and Finance Officer.
9. Discussion of FY2023 AUS Grant Application under Bipartisan Infrastructure Law – Airport Terminals Program presented by Rajeev Thomas, Deputy Chief Financial Officer and Somer Shindler, Chief Development Officer.
10. Discussion of the September 7, 2022 Power Outage at the Barbara Jordan Terminal presented by Brian Long, Deputy Chief Officer – Infrastructure Management, Ghizlane Badawi, Chief Operating Officer, and Lisa Martin, Vice President, Electric System Engineering & Technical Services, Austin Energy.
11. Review of Commission recommendations and actions to discuss with appointing City Council Member.

- 1) Exceptional financial performance during FY 2022, revenues exceeded budget by \$85mm, espouses only by \$1.1mm
- 2) Existing debt is at a fixed interest rate. Don't expect next raise until 2024.
- 3) 94 direct destinations from ABIA (including 17 international).
- 4) 20 months until initial baggage system improvement online.
- 5) 96% of surveyed respondents in 3Q22 rated ABIA as good to excellent.
- 6) Chair E. Sepulveda considers a 2% ACDBE goal a failure, and that it should be higher. Commissioner Hood expressed concern about digital billboards being erected along airport roadways.
- 7) Commission unable to be briefed on root cause of Barbara Jordan Terminal power failure on Sept 7, 2022. Austin Energy says information restricted due to critical infrastructure.

FUTURE AGENDA ITEMS

NEXT REGULAR MEETING

The next regular meeting of the AAC is scheduled for December 13, 2022 at 3:00 PM.

ADJOURNMENT

Chair E. Sepulveda adjourned the meeting at 5:06 p.m. without objection.

The City of Austin is committed to compliance with the Americans with Disabilities Act. Reasonable modifications and equal access to communications will be provided upon request. Meeting locations are planned with wheelchair access. If requiring Sign Language Interpreters or alternative formats, please give notice at least 2 days before the meeting date. Please call Ammie Calderon, Aviation Department, at (512) 530-6605 for additional information; TTY users route through Relay Texas at 711.

For more information on the Airport Advisory Commission, please contact Tracy Thompson at tracy.thompson@flyaustin.com.



AIRPORT ADVISORY COMMISSION

ITEM 2 – STAFF BRIEFINGS

October 2022 Financial Results, presented by
Rajeev Thomas, Deputy Chief Finance Officer



MEMORANDUM

TO: Airport Advisory Commissioners

FROM: Rajeev Thomas, Deputy Chief - Finance, Aviation Department

DATE: December 12, 2022

SUBJECT: Austin-Bergstrom International Airport (AUS) Update

October 2022 Financial Results

Total passenger traffic increased 31.6% in October 2022 compared to October 2021 and 27.4% compared to October 2019. Passenger enplanements totaled 996,719 in October 2022, an increase of 28.1% or 218,412 passengers compared to October 2019 (see below chart). Average daily departures have increased from 200 in October 2019 to 261 in October 2022, an increase of 61 daily departures or 30.5%.

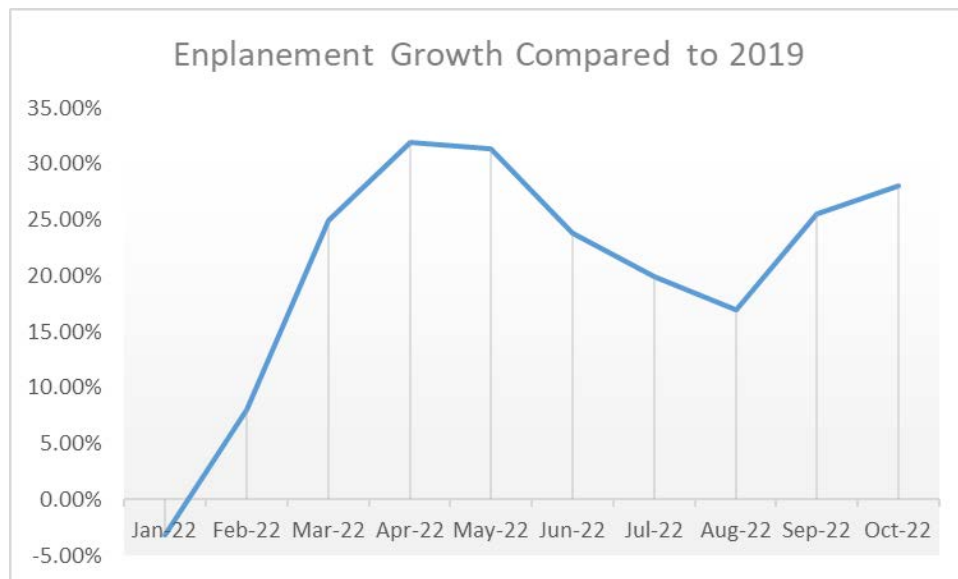


Table #1	FY 2023 October	FY 2022 October	Variance Fav (Unfav)	FY 2023 YTD	FY 2022 YTD	YTD Variance Fav (Unfav)
Enplanements	996,719	759,968	31.2%	996,719	759,968	31.2%
Landing Weights	1,179,149,900	974,810,356	21.0%	1,179,149,900	974,810,356	21.0%
Cargo Tonnage	13,443	13,161	2.1%	13,443	13,161	2.1%
Operating Revenue	\$24,024,005	\$19,504,689	\$4,519,316	\$24,024,005	\$19,504,689	\$4,519,316
Airport OPEX	\$7,878,888	\$8,758,689	\$879,801	\$7,878,888	\$8,758,689	\$879,801
Total Requirements	\$13,793,842	\$13,831,094	\$37,252	\$13,793,842	\$13,831,094	\$37,252
Net Income Before Federal Relief	\$10,230,163	\$5,673,594	\$4,556,568	\$10,230,163	\$5,673,594	\$4,556,568
Federal Relief Reimbursement	\$722,959	\$0	\$722,959	\$722,959	\$0	\$722,959
Net Income After Federal Relief	\$10,953,122	\$5,673,594	\$5,279,527	\$10,953,122	\$5,673,594	\$5,279,527

Table #1 illustrates October 2022's enplanements totaled 996,719 which is 31.2% higher than October 2021, serving an additional 236,751 enplaned passengers. Landing weights totaled 1,179 million pounds in October 2022 representing an increase of 21% compared to October 2021. Cargo volume totaled 13,443 tons in October 2022 representing an increase of 2.1% compared to October 2021.

Monthly operating revenues increased 23.2% or \$4.5M compared to October 2021. Totalling \$24M, October 2022 operating revenues reflect the impact of the strong passenger traffic in the month due to special events including Austin City Limits Music Festival and the US Grand Prix Formula 1 race. October 2022 operating revenue is composed of 43% airline revenue, 56% non-airline revenue, and 1% interest income.

Airport operating expenses totaled \$7.9M for the month, a decline of 10% or \$0.9M compared to October 2021. The operating expenses in October 2021 were elevated because three pay periods occurred in the month. When adjusted to remove the additional pay period, October 2022 operating expenses increased 19.2% compared to October 2021. The increased operating expenses are the result of higher personnel costs resulting from the 4% across the board pay increase and increase in the living wage to \$20 per hour, higher temporary employee and overtime expenses in response to higher passenger traffic, and increased contractual costs including parking services and consulting contracts. As a result of the strong operating performance, AUS reported a \$10.2M surplus (before federal relief funding) in October 2022 compared to a surplus of \$5.7M in October 2021.

Fiscal Year 2023 Financial Results

Table #2	FY 2023 Approved Budget - Seasonalized	FY 2023 YTD	Budget vs. YTD Variance \$ Fav (Unfav)	Budget vs. YTD Variance % Fav (Unfav)
Operating Revenue	\$19,695,755	\$24,024,005	\$4,328,250	22.0%
Airport OPEX	\$9,387,796	\$7,878,888	\$1,508,908	16.1%
Total Requirements	\$15,315,914	\$13,793,842	\$1,522,072	9.9%
Net Income for Debt Service	\$8,951,751	\$14,802,074	(\$5,850,323)	(65.4%)
Net Income Before Federal Relief	\$4,379,840	\$10,230,163	\$5,850,323	133.6%
Federal Relief Reimbursement	\$2,500,000	\$722,959	(\$1,777,041)	(71.1%)
Net Income After Federal Relief	\$6,879,840	\$10,953,122	\$4,073,282	59.2%

Through the first month of the fiscal year, AUS delivered favorable financial performance compared to Fiscal Year 2023 (FY2023) budget on a seasonalized basis due to increased revenue and operating expense savings. As presented in Table #2, FY2023 revenues exceed budgeted revenues by 22% or \$4.3M. The increased revenues are the result of passenger traffic in the month that outperformed budgeted traffic forecast. Airport operating expenses are 16.1% or \$1.5M below budgeted expenses due primarily to higher than budgeted personnel vacancy rates. Before federal relief funding application, AUS reports net income of \$10.2M, which exceeds the seasonalized budget estimate by \$5.9M.

Attachments: October 2022 - AAC Financial Report

CITY OF AUSTIN
AUSTIN-BERGSTROM INTERNATIONAL AIRPORT
Airport Operating Fund 5070
Income Statement - For Internal Use Only
Fiscal Year to Date for 1 Month(s) ended October 31, 2022

	FY 2023	Budget		Y-T-D to Budget	
	Budget	Seasonalized 1 month(s)	Year to Date w/ Accruals	Variance Fav (Unfav)	% Variance Fav (Unfav)
REVENUE					
AIRLINE REVENUE					
Landing Fees	47,662,161	3,990,829	4,045,474	54,645	1.4%
Terminal Rental & Other Fees	63,961,021	5,244,279	6,298,113	1,053,834	20.1%
TOTAL AIRLINE REVENUE	111,623,182	9,235,108	10,343,586	1,108,479	12.0%
NON-AIRLINE REVENUE					
Parking	58,014,820	5,078,923	5,830,132	751,209	14.8%
Ground Transportation for Hire	8,272,870	683,814	958,117	274,303	40.1%
Rental Cars	17,549,148	1,462,429	2,265,470	803,041	54.9%
Food & Beverage	13,731,203	1,144,267	1,603,215	458,948	40.1%
Retail	6,026,897	502,241	743,944	241,702	48.1%
Advertising	2,813,205	234,434	651,467	417,033	177.9%
Other Concessions, Rentals & Fees	18,988,998	1,344,956	1,416,325	71,369	5.3%
TOTAL NON-AIRLINE REVENUE	125,397,141	10,451,064	13,468,669	3,017,605	28.9%
Interest Income	115,000	9,583	211,750	202,167	2109.6%
TOTAL REVENUE	237,135,323	19,695,755	24,024,005	4,328,250	22.0%
OPERATING REQUIREMENTS					
Fac Mgmt, Ops and Airport Security	74,671,773	5,111,087	4,576,741	534,346	10.5%
Airport Planning and Development	8,786,590	564,354	340,813	223,541	39.6%
Support Services	42,459,034	2,755,962	2,008,351	747,611	27.1%
Business Services	12,520,968	956,393	952,983	3,409	0.4%
TOTAL OPERATING EXPENSES	138,438,365	9,387,796	7,878,888	1,508,908	16.1%
Debt Service					
2013 Prosperity Bank Loan	5,407,997	450,971	450,971	0	0.0%
2014 Bond Issuance	7,077,844	589,820	589,820	0	0.0%
2017 Bond Issuance	10,034,715	836,226	836,226	0	0.0%
2019 Refunding Bonds	14,448,778	1,209,340	1,209,340	0	0.0%
2019 New Money	17,718,594	1,476,021	1,476,021	0	0.0%
2022 New Money	2,599,644	9,533	9,533	0	0.0%
TOTAL Net Debt Service	57,287,573	4,571,911	4,571,911	0	0.0%
OTHER REQUIREMENTS					
Workers' Compensation	467,455	38,955	38,955	0	0.0%
Citywide Administrative Support	6,665,867	555,489	555,489	0	0.0%
Communications & Technology Mgmt	1,738,119	144,843	144,843	0	0.0%
Accrued Payroll	191,946	15,996	15,996	0	0.0%
Operating Reserve	4,364,333	363,694	379,949	(16,255)	(4.5%)
CTECC	465,061	38,755	38,755	0	0.0%
Trunked Radio Allocation	452,764	37,730	37,730	0	0.0%
Public Works Capital Projects Mgmt Fund	1,575,917	131,326	131,326	0	0.0%
Compensation Adjustment	353,027	29,419	0	29,419	100.0%
TOTAL OTHER REQUIREMENTS	16,274,489	1,356,207	1,343,043	13,164	1.0%
TOTAL REQUIREMENTS	212,000,427	15,315,914	13,793,842	1,522,072	9.9%
EXCESS (DEFICIT) OF TOTAL AVAILABLE FUNDS OVER TOTAL REQUIREMENTS					
	25,134,896	4,379,840	10,230,163	5,850,323	133.6%
Federal Relief Reimbursement (Parking)	(9,228,308)	(769,026)	(722,959)	(46,067)	(6.0%)
Federal Relief Reimbursement (Debt Service)	(20,771,692)	(1,730,974)	0	(1,730,974)	(100.0%)
TOTAL FEDERAL RELIEF REIMBURSEMENT	(30,000,000)	(2,500,000)	(722,959)	(1,777,041)	(71.1%)
EXCESS (DEFICIT) OF TOTAL AFTER FEDERAL RELIEF	55,134,896	6,879,840	10,953,122	4,073,282	59.2%

Note: Columns may not add to totals shown because of rounding

**CITY OF AUSTIN
AUSTIN-BERGSTROM INTERNATIONAL AIRPORT
INCOME STATEMENT COMPARISON THIS YEAR VS. LAST YEAF**

	This month - This Year vs. Last Year FY23 (Oct 22) vs FY22 (Oct 21)				Fiscal YTD - This Year vs. Last Year FY23 (Oct 22 - Oct 22) vs FY22 (Oct 21 - Oct 21)			
	FY23 Oct-22	FY22 Oct-21	Fav (Unfav) \$ Variance	Fav (Unfav) % Variance	FY23 YTD Oct-22	FY22 YTD Oct-21	Fav (Unfav) \$ Variance	Fav (Unfav) % Variance
<u>Airline Revenue</u>								
Landing Fees	4,045,474	3,389,245	656,229	19.4%	4,045,474	3,389,245	656,229	19.4%
Terminal Rental & Other Fees	6,298,113	5,401,686	896,426	16.6%	6,298,113	5,401,686	896,426	16.6%
Total Airline Revenue	10,343,586	8,790,931	1,552,655	17.7%	10,343,586	8,790,931	1,552,655	17.7%
<u>Non-Airline Revenue</u>								
Parking	5,830,132	4,466,512	1,363,620	30.5%	5,830,132	4,466,512	1,363,620	30.5%
Ground Transportation for Hire	958,117	688,053	270,064	39.3%	958,117	688,053	270,064	39.3%
Rental Cars	2,265,470	1,851,296	414,173	22.4%	2,265,470	1,851,296	414,173	22.4%
Food & Beverage	1,603,215	1,255,904	347,311	27.7%	1,603,215	1,255,904	347,311	27.7%
Retail	743,944	573,772	170,172	29.7%	743,944	573,772	170,172	29.7%
Advertising	651,467	349,459	302,008	86.4%	651,467	349,459	302,008	86.4%
Other Concessions, Rentals & Fees	1,416,325	1,524,796	(108,472)	(7.1%)	1,416,325	1,524,796	(108,472)	(7.1%)
Total Non-Airline Revenue	13,468,669	10,709,792	2,758,877	25.8%	13,468,669	10,709,792	2,758,877	25.8%
Interest Income	211,750	3,966	207,784	5239.2%	211,750	3,966	207,784	5239.2%
Total Operating Revenue	24,024,005	19,504,689	4,519,316	23.2%	24,024,005	19,504,689	4,519,316	23.2%
<u>Operating Requirements</u>								
Fac Mgmt, Ops and Airport Security	4,576,741	5,485,216	908,475	16.6%	4,576,741	5,485,216	908,475	16.6%
Airport Planning and Development	340,813	459,783	118,970	25.9%	340,813	459,783	118,970	25.9%
Support Services	2,008,351	2,112,858	104,507	4.9%	2,008,351	2,112,858	104,507	4.9%
Business Services	952,983	700,832	(252,151)	(36.0%)	952,983	700,832	(252,151)	(36.0%)
Total Operating Expense	7,878,888	8,758,689	879,801	10.0%	7,878,888	8,758,689	879,801	10.0%
<u>Debt Service</u>								
2013 Prosperity Bank Loan	450,971	451,131	160	0.0%	450,971	451,131	160	0.0%
2014 Bond Issuance	589,820	554,500	(35,320)	(6.4%)	589,820	554,500	(35,320)	(6.4%)
2017 Bond Issuance	836,226	808,247	(27,979)	(3.5%)	836,226	808,247	(27,979)	(3.5%)
2019 Refunding Bonds	1,209,340	1,215,428	6,088	0.5%	1,209,340	1,215,428	6,088	0.5%
2019 New Money	1,476,021	1,080,573	(395,448)	(36.6%)	1,476,021	1,080,573	(395,448)	(36.6%)
2022 New Money	9,533	0	(9,533)	N/A	9,533	0	(9,533)	N/A
Total Debt Service	4,571,911	4,109,880	(462,031)	(11.2%)	4,571,911	4,109,880	(462,031)	(11.2%)
<u>Other Requirements</u>								
Workers' Compensation	38,955	37,352	(1,603)	(4.3%)	38,955	37,352	(1,603)	(4.3%)
Citywide Administrative Support	555,489	512,872	(42,617)	(8.3%)	555,489	512,872	(42,617)	(8.3%)
Communications & Technology Mgmt	144,843	149,174	4,331	2.9%	144,843	149,174	4,331	2.9%
Accrued Payroll	15,996	28,574	12,578	44.0%	15,996	28,574	12,578	44.0%
Operating Reserve	379,949	0	(379,949)	N/A	379,949	0	(379,949)	N/A
CTECC	38,755	27,673	(11,082)	(40.0%)	38,755	27,673	(11,082)	(40.0%)
Trunked Radio Allocation	37,730	29,427	(8,304)	(28.2%)	37,730	29,427	(8,304)	(28.2%)
Public Works Capital Projects Mgmt Fund	131,326	177,453	46,127	26.0%	131,326	177,453	46,127	26.0%
Total Other Requirements	1,343,043	962,525	(380,518)	(39.5%)	1,343,043	962,525	(380,518)	(39.5%)
Total Requirements	13,793,842	13,831,094	37,252	0.3%	13,793,842	13,831,094	37,252	0.3%
SURPLUS (DEFICIT) OF TOTAL AVAILABLE FUNDS OVER TOTAL REQUIREMENTS	10,230,163	5,673,594	4,556,568	80.3%	10,230,163	5,673,594	4,556,568	80.3%
Federal Relief Reimbursement (Parking)	(722,959)	0	722,959	N/A	(722,959)	0	722,959	N/A
Federal Relief Reimbursement (Debt Service)	0	0	0	N/A	0	0	0	N/A
Total Federal Relief	(722,959)	0	722,959	N/A	(722,959)	0	722,959	N/A
TOTAL SURPLUS (DEFICIT) AFTER FEDERAL REL	10,953,122	5,673,594	5,279,527	93.1%	\$ 10,953,122	\$ 5,673,594	\$ 5,279,527	93.1%

Note: Columns may not add to totals shown because of rounding



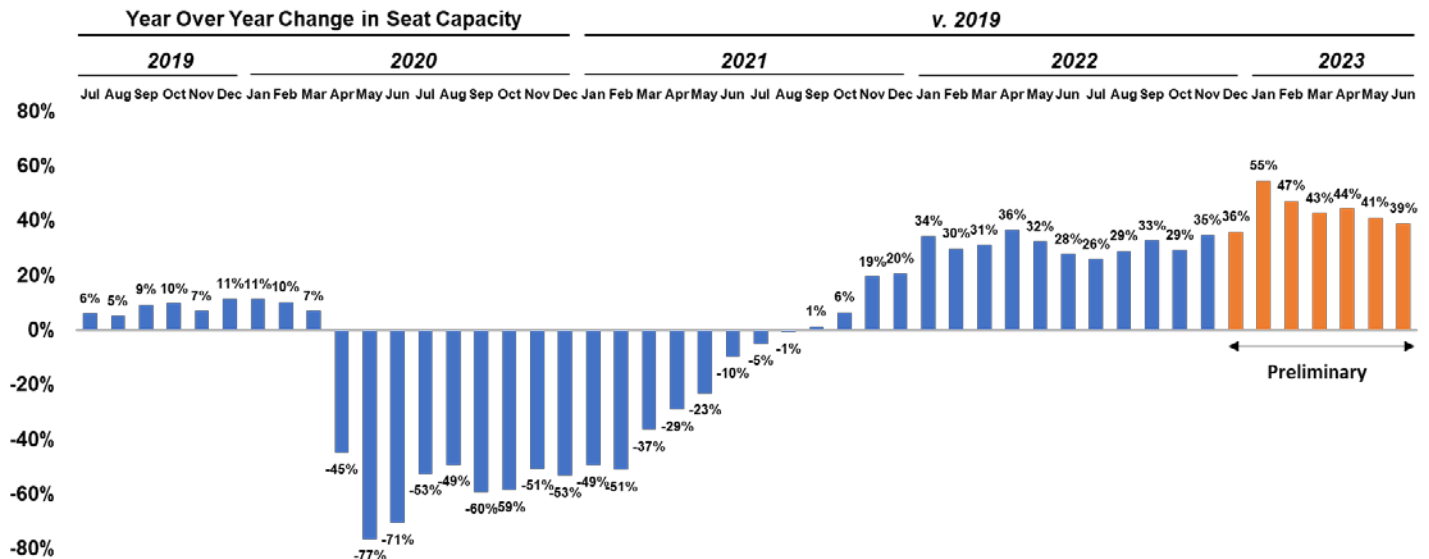
AIRPORT ADVISORY COMMISSION

ITEM 3 – STAFF BRIEFINGS

Air Service Update, by Jamy Kazanoff, Air
Service Development

December 2022 Air Service Snapshot

AUS monthly seat comparisons to 2019:



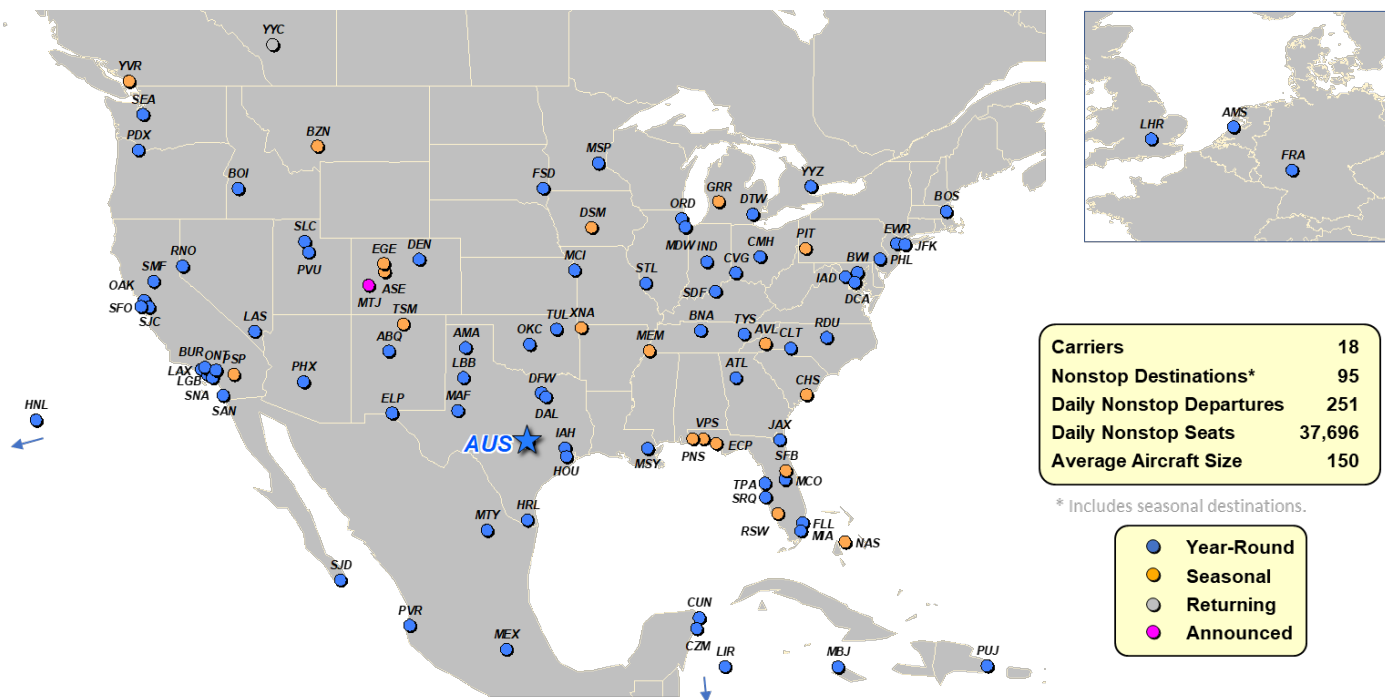
Highlights of recent air service announcements/developments include:

- **Air Canada** YYZ reverted to 1x daily eff. Nov. 1 and #2 daily returns on May 1; AC suspended YVR for Oct-April
- **Alaska** dropped all planned PSP service and will discontinue LAX eff. Jan. 10; several BOI suspensions in Winter – no service in Feb-April & weekends only service in Nov-Jan; added 1 LAS roundtrip for CES (Consumer Electronics Show) in Jan
- **Allegiant** has discontinued service to ABQ, AMA, PBI, PGD, SGF & TUL; IND resumed in March, MEM suspended Nov onwards; 17 markets will be served Summer 2023, (<1 from Summer 2022); G4 served 8 markets in 2019 (before the base)
- **American** will serve EGE, PSP, & RSW this Winter season; IAD suspended Jan-Apr; MEM service starts 1x on Jan 10; PSP will be served daily Jan-Apr; SJU discontinued in Nov; SJD will be served daily now; RSW service will not start until February due to Hurricane Ian; weekly service to ECP starts on Feb. 4 and loaded through summer; seasonal service to VPS resumes on Feb. 4 and loaded through summer, will increase to daily for June-August
- **Delta** will serve LAS for CES in January with two roundtrips
- **JetBlue** has indefinitely suspended EWR & LAX service, FLL suspended again February onwards
- **KLM** started AMS service on March 28, 2022 with three weekly flights
- **Lufthansa** reinstated FRA service on April 8, 2022 with three weekly flights
- **Southwest** will serve BOS, MTJ, PIT & SRQ this Winter season; CHS, CZM, ECP, & PVR resume in March; VPS resumes in June
- **Spirit** started new daily service to MTY on October 5, reduced to 4/wk starting in Jan; increased MCO from 1x→2x starting in Jan; new daily MIA service starts on Jan. 1; BWI service starts on Feb. 8; CUN will be served in April and May only
- **Virgin Atlantic** started nonstop service to London (Heathrow) on May 25 with four weekly flights; daily service is scheduled for May-July 2023

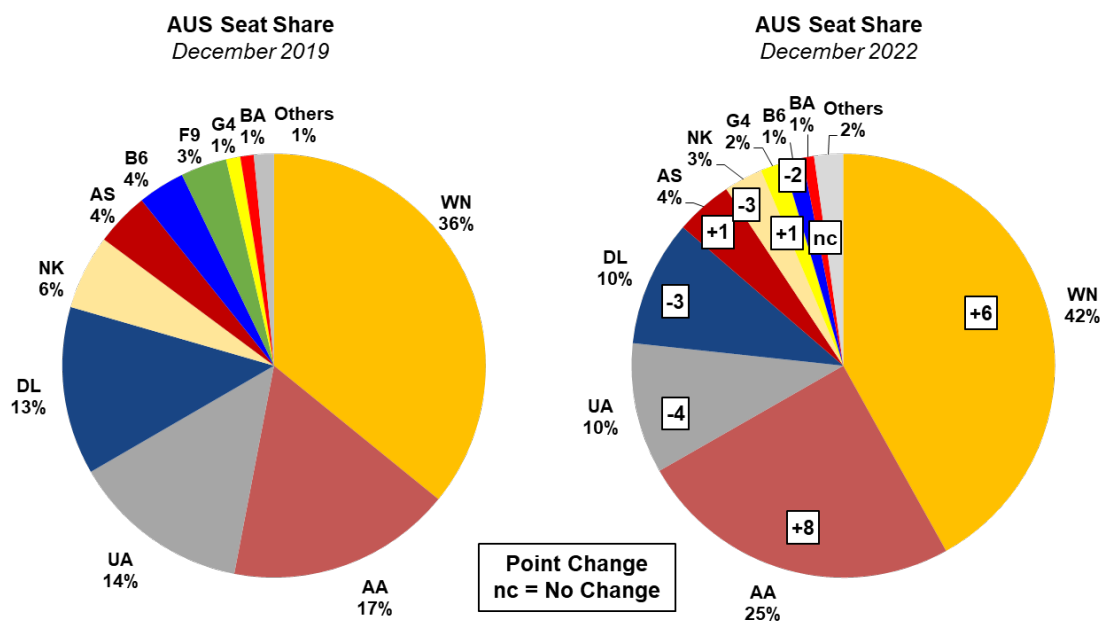
December 2022 v. 2019 air service comparison:

Average Daily	Dec. 2019	Dec. 2022	Change	Change %
Nonstop Destinations	54	85	+31	+57%
Carriers	18	18	n.c.	n.c.
Nonstop Departures	185	251	+66	+36%
Nonstop Seat Departures	27,763	37,696	+9,932	+36%
Average Seats/Aircraft	150	150	n.c.	n.c.

Current AUS air service for sale to customers:



December 2022 v. 2019 carrier seat share comparison:



Connecting traffic data: Based on U.S. DOT O&D Passenger Survey, Cirium *FM Traffic* and ABIA statistics: 16% of ABIA passengers in Q2 2022 were connecting between flights at the Airport. No change since last report. Updated figures for Q3 2022 will be available mid-January 2023.

Report submission date: 11-29-2022