

Palm Park Schematic Design & Design Development Phase Plan

Waller Creek LGC | 4.19.23

Palm Park




Past Design Work

- Extensive community engagement in 2016 to develop a concept design and schematic design
- Feedback focused on:
 - Children and families
 - Playscapes and water play features
 - Shade and trees
 - Connections to the Palm School, community, and history
 - Reconnecting the Park to the Creek and Confluence trails
- Design paused at end of Schematic Design process


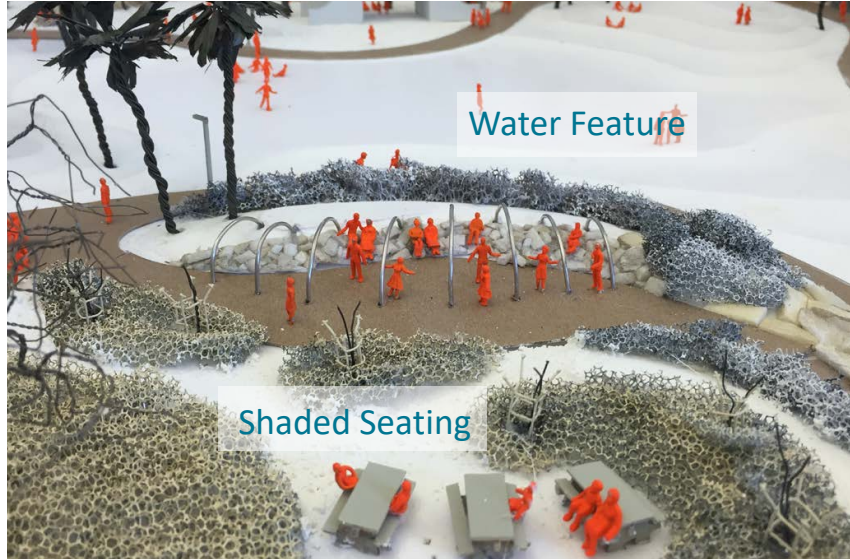
Community Engagement



Concept Design



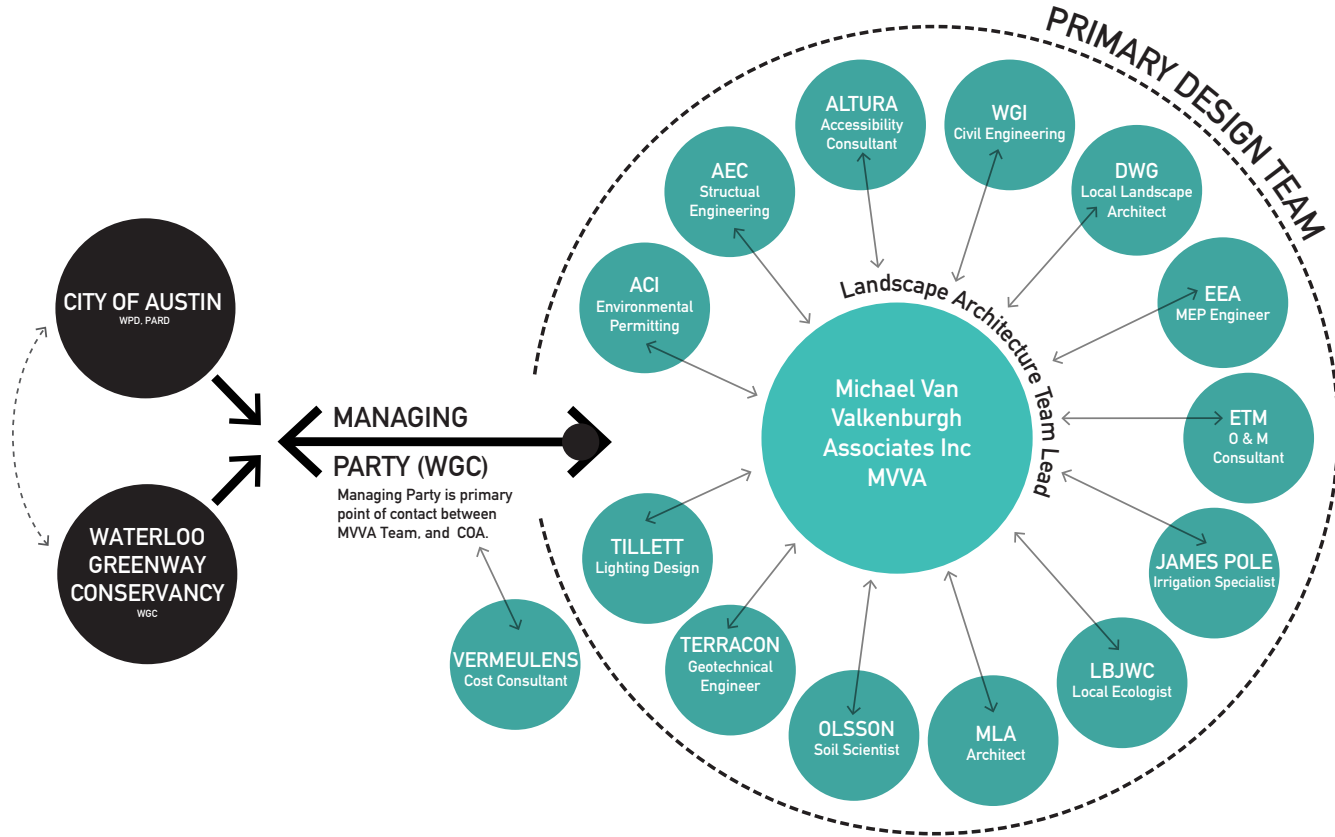
Concept Design



2023 SD-DD Phase Plan Scope of Work:

- Community Engagement: launch a robust community engagement process to review the design work from 2016/2017 and inform design updates
- Pricing: updated cost estimates to inform project budget and design constraints
- Schematic Design: updates to the 2016/2017 Schematic Design package based on community feedback and new design ideas
- Design Development: advancement of new design strategies as well as pricing and community engagement

Design Team



Project Schedule

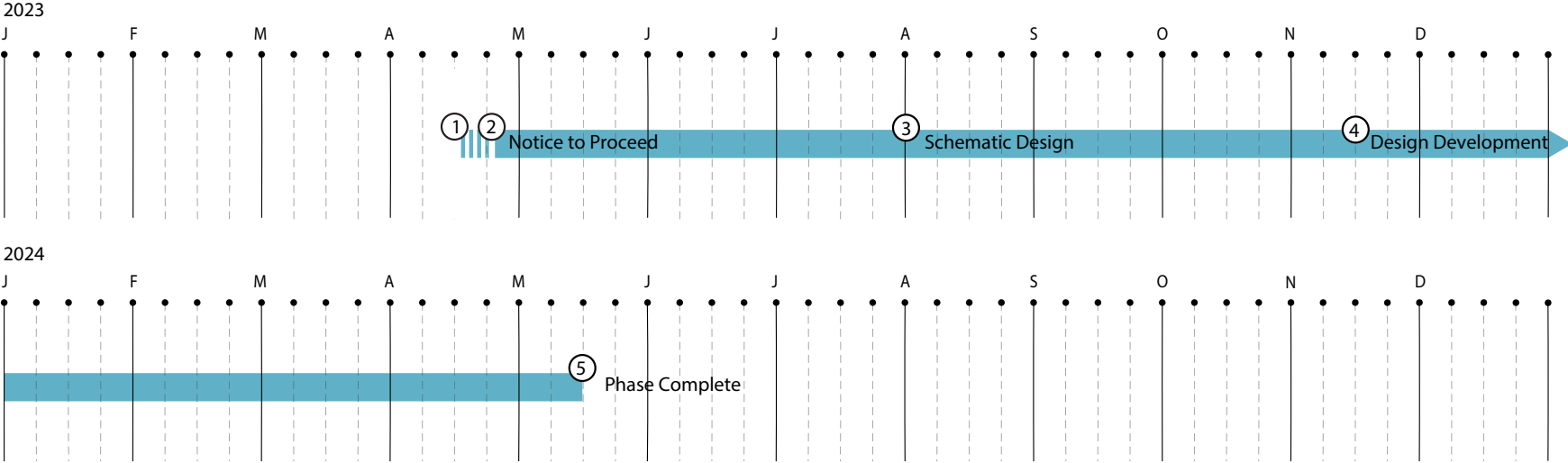
① April LGC Meeting (4/19/23)

② Notice to Proceed (4/20/23)

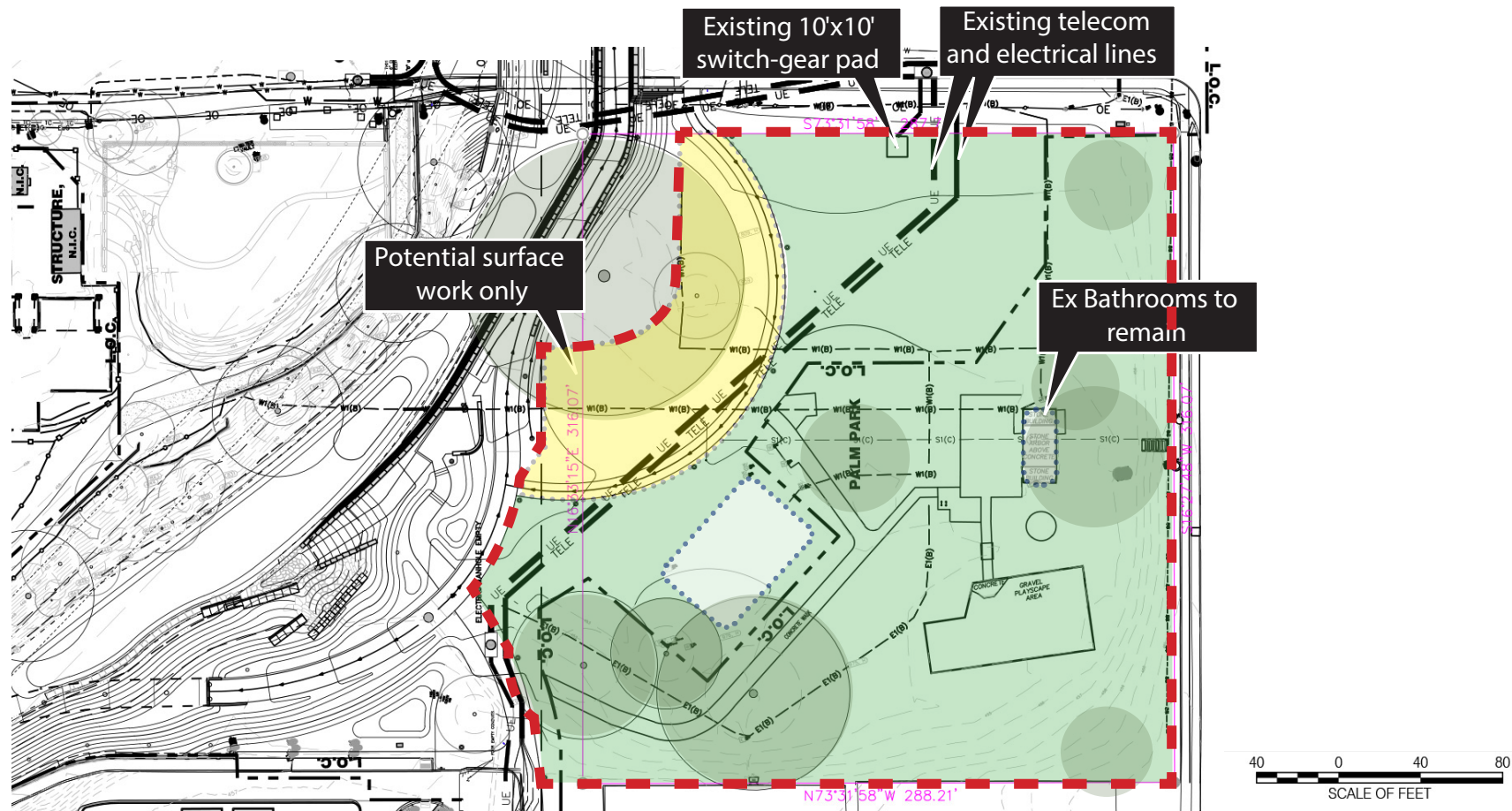
③ Schematic Design Start (8/1/23)

④ Design Development Start (11/15/23)

⑤ Phase Complete (5/15/24)



Detailed Project Area



Project Budget Summary

PALM PARK SCHEMATIC DESIGN AND DESIGN DEVELOPMENT PHASE PLAN		
	Fees	Reimb
1. Engagement, SD, DD, and SITES		
Professional Service Fees (MVVA Team)	\$653,216	\$36,050
Cost Consulting Fees (VCC)	\$32,300	\$0
	\$685,516	\$36,050
2. Allowances + Cost Overrun		
Splash Pad Allowance	\$20,000	--
Allowances Total:	\$20,000	--
Cost Overrun Reserve (5%)	\$33,500	--
SUMMARY		
1. Professional Services and Reimbursables	\$685,516	\$36,050.00
2. Allowances + Cost Overrun	\$53,500	--
TOTAL:	\$739,016	\$36,050.00

Questions?