



Agenda

- Austin's resilience history and challenges
- Introduce Austin's resilience strategy process
- Provide overview of accomplishments to date
- Present next immediate steps

May 2020 Resolution No. 20200507-022

directed City Manager to:

- ❑ Create Resilience Office
- ❑ Develop and implement equitable resilience plan
- ❑ Develop pilot programs for immediate implementation
- ❑ Formalize partnership with Global Resilience Cities Network
- ❑ Formalize partnerships with Austin's business and philanthropic communities

Building resilience requires cities to address both **shocks** and **stresses** in an integrated way.

Shocks



CYBER-ATTACK



DISEASE OUTBREAK



DROUGHT



FIRE



ECONOMIC CRISES



HEAT WAVE



INFRASTRUCTURE
FAILURE



NUCLEAR INCIDENT



POWER OUTAGE



RAINFALL FLOODING



CIVIL PROTESTS



STORM SURGE

Stresses



CLIMATE CHANGE



INFORMAL SETTLEMENTS



SUBSTANCE ABUSE



CRIME AND VIOLENCE



LACK OF SOCIAL COHESION



TRAFFIC CONGESTION



FOOD INSECURITY



POVERTY AND INEQUALITY



TRAUMA



INSECURE MUNICIPAL FINANCES



RAPID URBANISATION

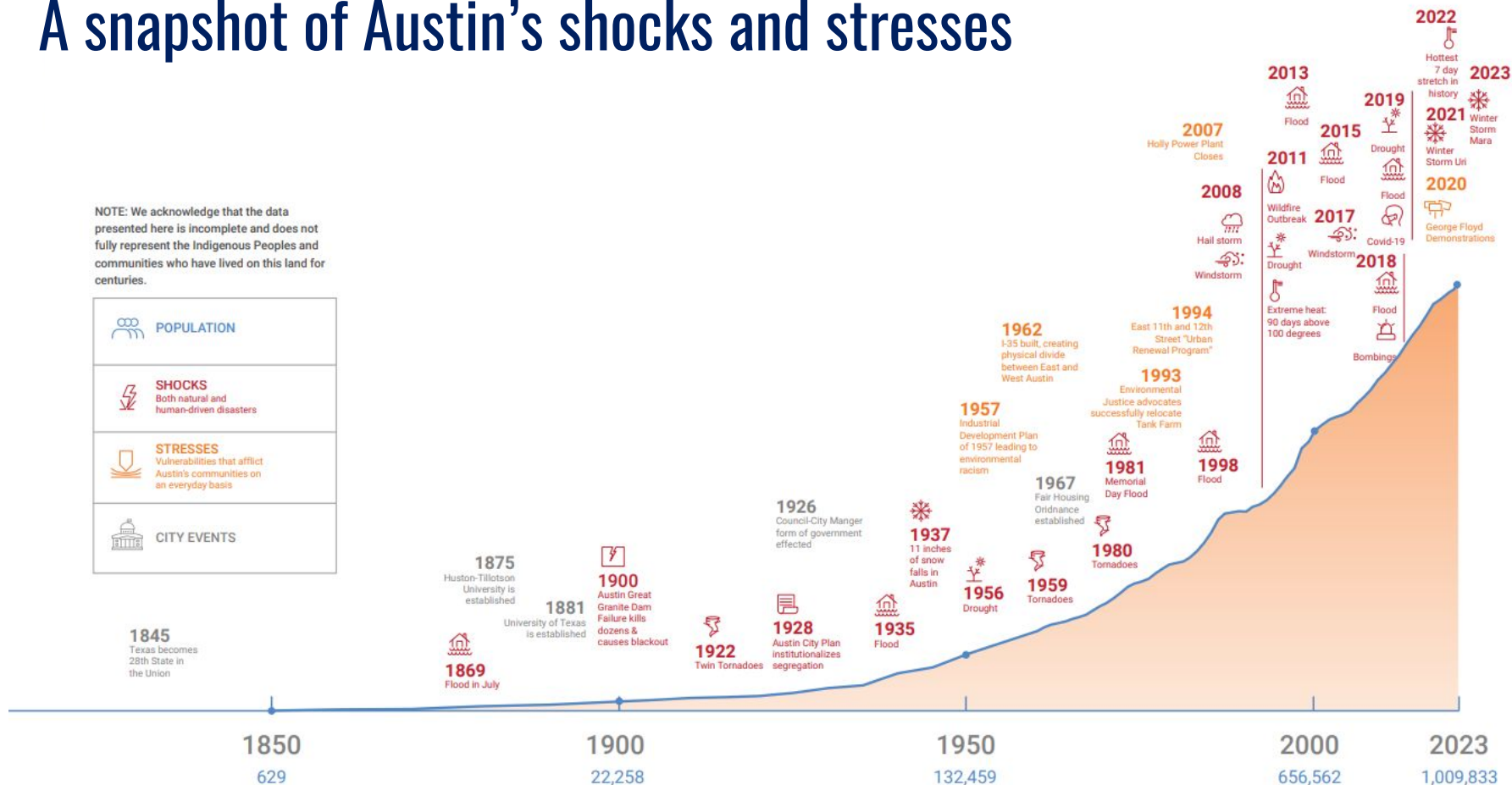



UNEMPLOYMENT

A snapshot of Austin's shocks and stresses

NOTE: We acknowledge that the data presented here is incomplete and does not fully represent the Indigenous Peoples and communities who have lived on this land for centuries.

	POPULATION
	SHOCKS Both natural and human-driven disasters
	STRESSES Vulnerabilities that afflict Austin's communities on an everyday basis
	CITY EVENTS





MISSION

To **build the capacity of all Austinites**, our communities, institutions, businesses, and systems within our city to **prepare for, withstand, adapt and thrive** no matter what kinds of stresses – slow-moving disasters like extreme heat and drought, housing crisis, economic inequality, pressures of gentrification, and aging infrastructure – and shocks – major disasters like a winter freeze, heat waves and wildfires, flood, pandemics, and cyberattacks - that threaten our way of life and exacerbate inequities.

Austin Plan Analysis

12 Plans

Reviewed and analyzed for their priority and mentioned shocks and stresses





>21,000 Austinites engaged

In the development of the plans reviewed in our analysis

113 City documents

Cataloged for their inclusion of and relation to Austin's resilience

Snapshot of Plans Analyzed

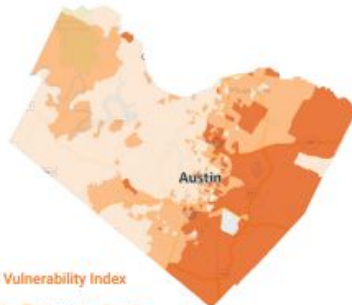


155

new residents added on average to the Austin Metro Area per day



24.5% of homeowners and nearly 50% of renters in Austin are **cost-burdened**, paying 30% or more of their income on housing and utilities



Social Vulnerability Index

● HIGH ● MEDIUM ● LOW

Community members in East Austin tend to face greater social vulnerabilities that make it more difficult to recover from shocks and stresses



49%

of structures in Austin are in the wildland urban interface, and face greater wildfire risk

[SEE MAP ↗](#)



100F+

By the end of the century, Austin is expected to experience over 60 days of temperatures exceeding 100 degrees annually



88.9
YEARS
WEST



71.5
YEARS
EAST

There is nearly a 20-year gap in life expectancy between East and West Austin



14.4% of people in Travis County experience food insecurity while 16.8 acres of farmland are lost every day in Travis County



Austin is ranked among the most ecological cities in the United States with nearly 20,000 acres of green space, though not equitably distributed



Residents in 58 of Austin's 200 neighborhoods are vulnerable to displacement



Second-fastest regional economy

driven by growth in the tech sector



In the last 10 years, Austin has had four major floods. This frequency is expected to continue to increase in the near future, as incidents of extreme rainfall are predicted to increase



Although 60% of Austin's overall population holds at least a Bachelor's degree, only 37% and 36% of Black and Hispanic Austinites hold this degree

Since 2008 alone, Austin has faced a number of shocks that have impacted public infrastructure and provision of city services, resulting in:



at least 3 boil water notices

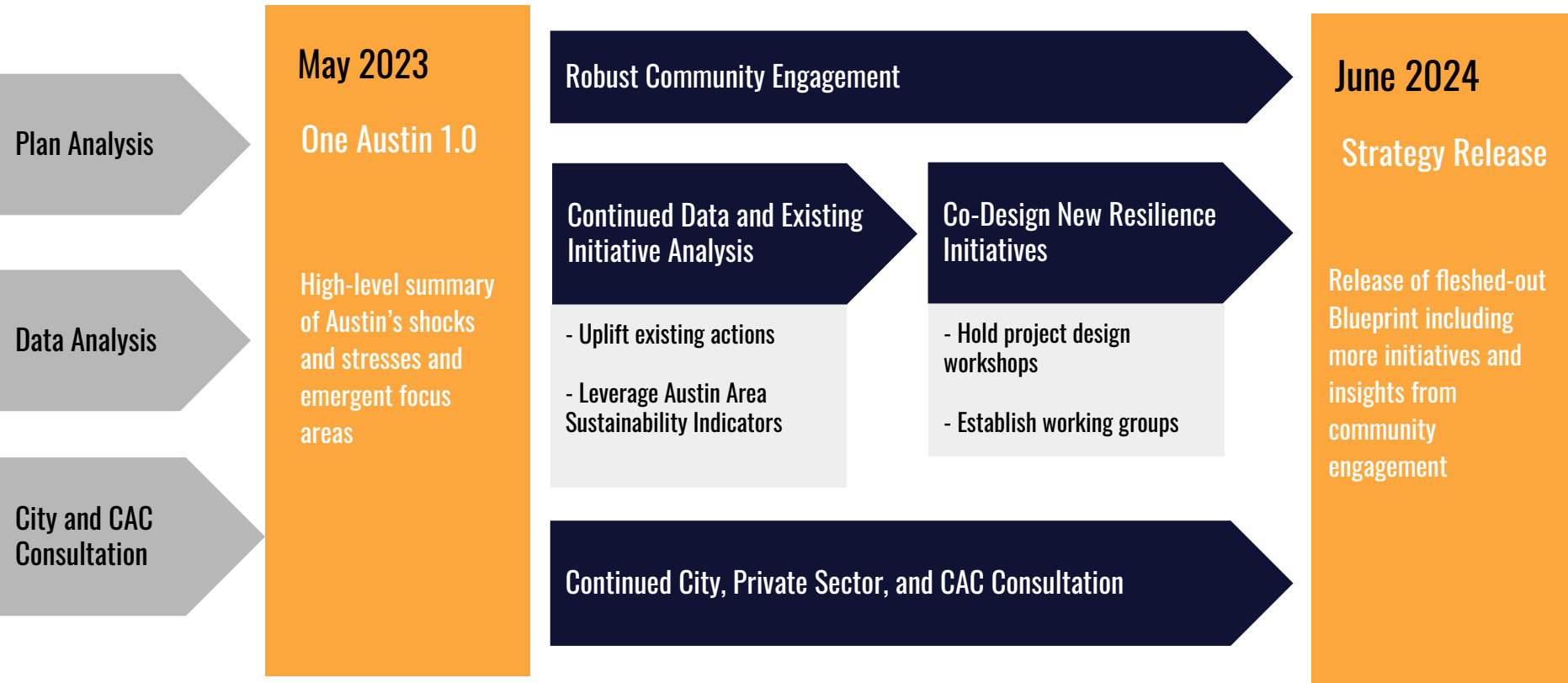


and 3 citywide, extended power outages



By age 35, people raised in neighborhoods across East Austin earn up to \$20,000 less than residents raised in West Austin

our resilience framework for action - community engagement



Highlight of 2022 Achievements

- Kicked off Resilience Hub Network pilot program
- Developed equity guiding principles
- Engaged with over 200+ organizations
- Established interdepartmental Climate Resilience Action Plan for City Assets and Operations working groups
- Integrated resilience team in EOC activations
- Secured funding from JP Morgan Chase to support first phase of strategy development
- Kicked off conversations with Global Resilient Cities Network
- Launched our resilience framework for action

Immediate Next Steps

- Community Engagement for development of resilience framework
- Interdepartmental & interagency coordination on climate resilience
- Resilience hubs - Joint Subcommittee Updates
 - Mini Grants Program
 - Facility improvements at pilots
 - Launch resilience hub toolkit
 - Preparedness trainings
- Finalize partnership with Global Resilience Cities Network

Q&A

laura.patino@austintexas.gov

Chief Resilience Officer
City of Austin



Check out our website

<http://bit.ly/ATXResilience>

Email us directly

resilience@austintexas.gov