



# GUS GARCIA RECREATION CENTER AND PARK





# HOUSING & PLANNING

Council District

# 4

## Council District Demographic Profiles

City of Austin  
Housing & Planning Department  
Strategic Data Initiatives

### Population

94,936  
Total Population<sup>~</sup>

31.0  
Median Age<sup>^</sup>

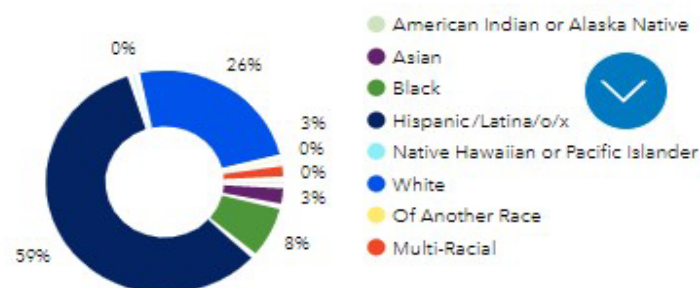
31%  
Immigrants<sup>-</sup>

4%  
Veterans<sup>-</sup>

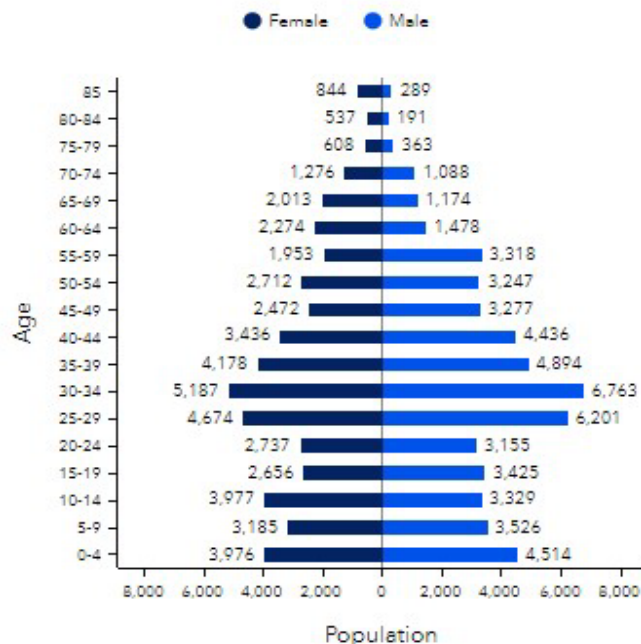
8%  
65 and Over<sup>-</sup>

12%  
Under 18<sup>-</sup>

### Population by Race/Ethnicity (2020 Census Count)



### Population by Age (2020 ACS 5Y)



Note: The U.S. Census Bureau asks a binary sex question in surveys. Therefore, these data may not represent people who identify as non-binary.

### Income

\$52,151  
Median Household Income<sup>-</sup>

\$52,576  
Median Family Income<sup>-</sup>

74%  
Population with Low to Moderate Income<sup>^^</sup>

### Households

38,172  
Occupied Housing Units<sup>-</sup>

21,275  
Total Families<sup>-</sup>

2.7  
Avg. Household Size (people)<sup>-</sup>

27%  
Households w/ Children Under 18<sup>-</sup>

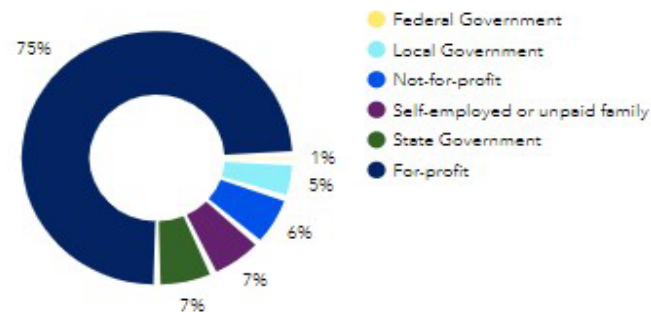
30%  
Living Alone (1-person households)\*

### Employees

4.1%  
Unemployment Rate<sup>^</sup>

46,536  
Total Employees<sup>^</sup>

### Employment Type (2020 ACS 5Y)



### Education

76%  
Have a High School Diploma or equivalent<sup>z</sup>

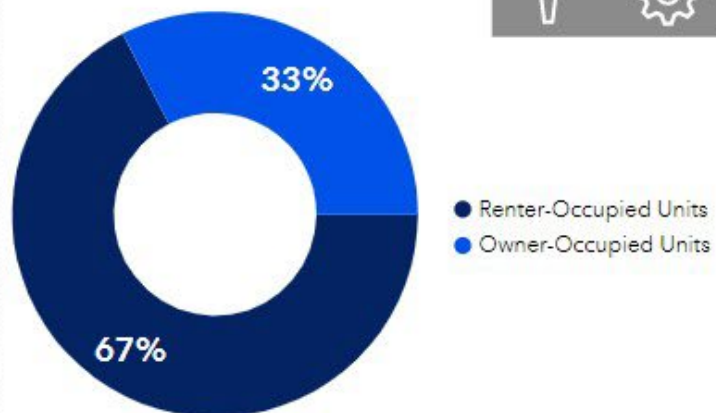
30%  
Have a Bachelor's Degree or higher<sup>z</sup>

Serving our population affordably

## Housing Costs



## Housing Occupancy Status (2020 ACS 5Y)



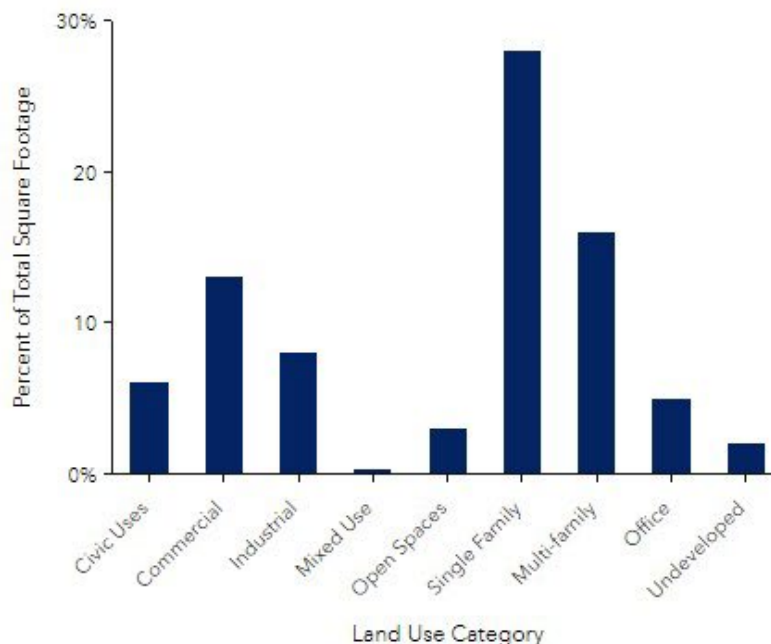
## Population Density



## Vulnerable Populations



## Selected Land Use Categories++



## Commute



## Language

## Number of Speakers\*

Spanish 43,032

Asian and Pacific Island languages<sup>1</sup> 1,921

Other Indo-European languages<sup>2</sup> 1,691

<sup>1</sup>The most common Other Asian languages spoken in Austin include (listed in order of most spoken) Thai, Lao, and other Tai-Kadai languages; Japanese; Hawaiian, Samoan, and other languages; and Khmer or Cambodian.

<sup>2</sup>The most common Other Indo-European languages spoken in Austin include (listed in order of most spoken): south Asian languages such as Hindi, Telugu, Nepali, Bengali, and Punjabi; Persian, including Urdu; Portuguese, Yiddish, Italian, Greek, and Armenian.



# ACTIVE SENIOR EXERCISE GROUP

(MEETS 3 TIMES PER WEEK 9:30-10:30)





# SERVING A DIVERSE POPULATION OF SENIORS







SPACE NEEDED FOR  
MAXIMUM SENIOR SERVICES

# **S U M M A R Y**

Gus Garcia Seniors plead for more usable space for activities.