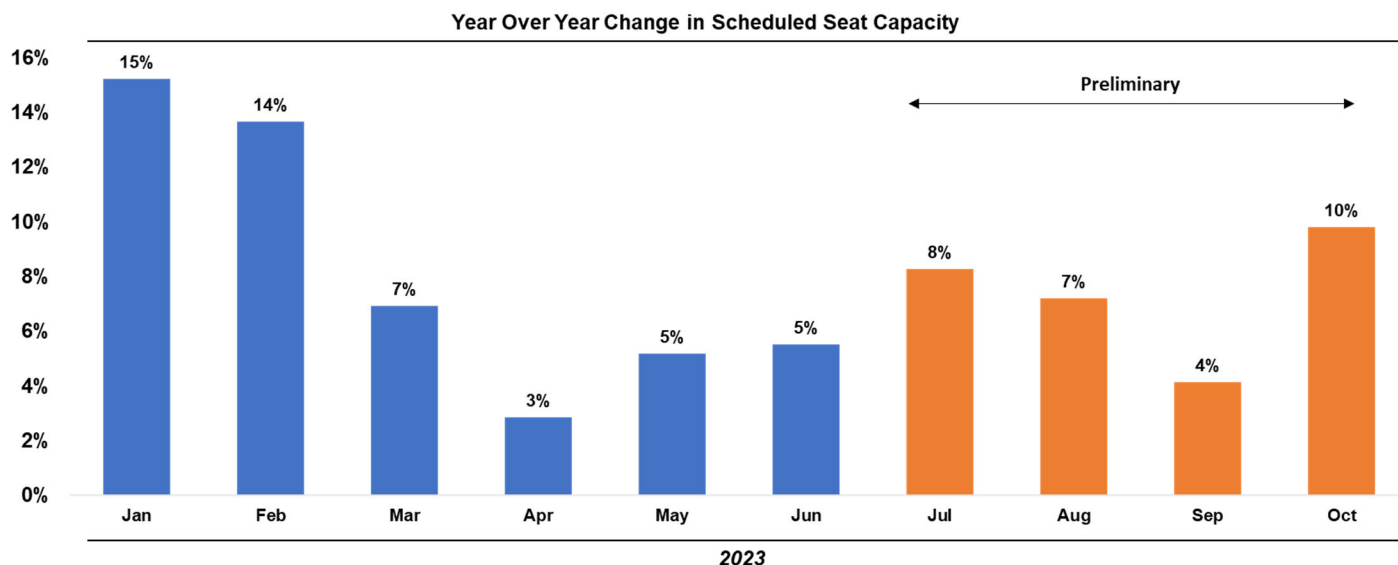


July 2023 Air Service Snapshot

AUS monthly seat comparisons to 2022:



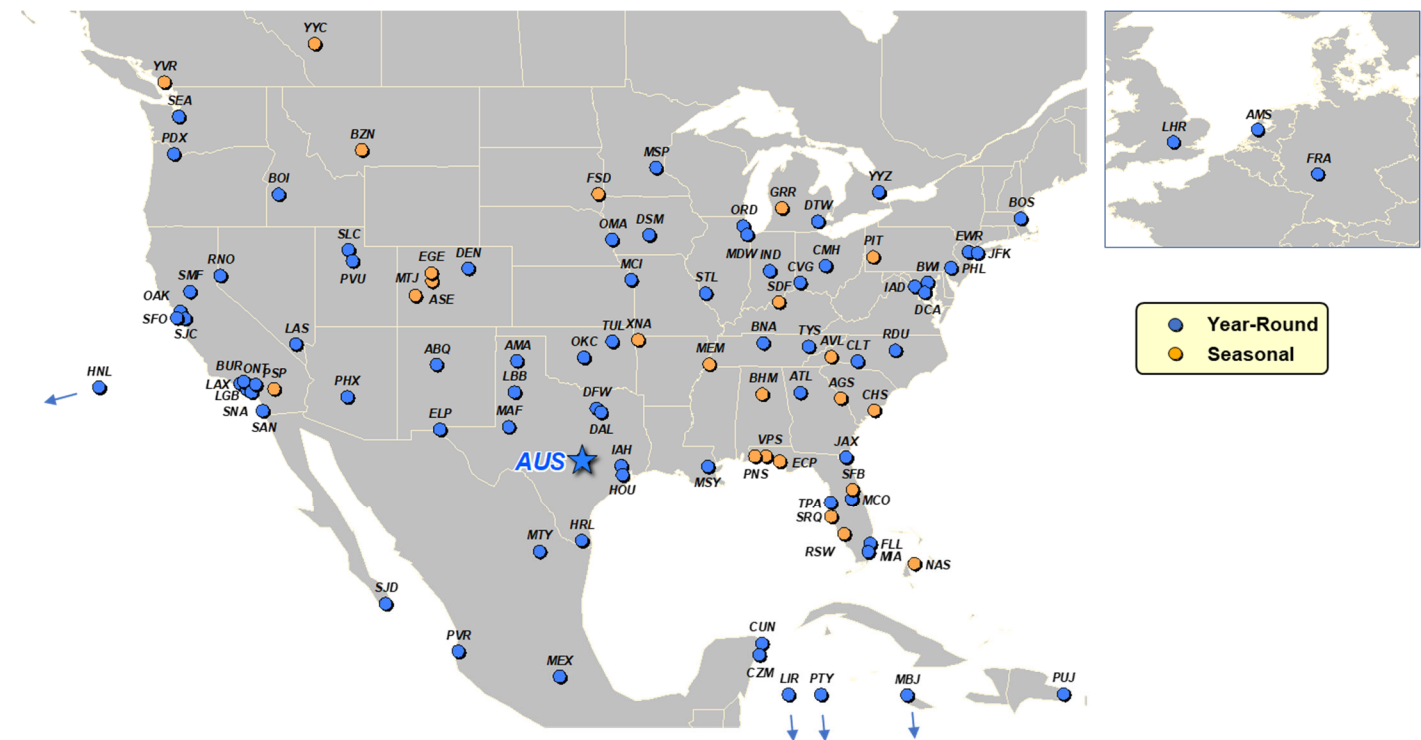
Highlights of recent air service announcements/developments include:

- **Air Canada** YYZ upgauged from E175 to A319 eff. Oct. 29 (76 seats →136 seats); AC resumed YVR 2/wk on May 1 and will serve it through Oct 27, Spring resumption date TBD
- **Alaska** returns to BOI on June 15 through Sept. 4
- **Allegiant** OMA started 2/wk eff. June 15; suspended AUS-IND for Oct and Nov
- **American** seasonal service to VPS resumed on Feb. 4 and loaded through summer, increases to daily from June-August; SMF daily service started May 5; CZM suspended Aug. 12 – Oct. 7; ASE increased to daily for June-Labor Day; suspended MBI and NAS after mid-August; will serve PNS 1/wk for June-mid August; STL suspension further delayed to Nov 4 from Oct 5; added roundtrips to BHM and DSM in Sept for UT football; added service to SAF (Santa Fe, NM) on Saturdays—a new nonstop for AUS
- **Copa** will start 4/wk service to PTY on July 6
- **Delta** increased JFK 3x→4x starting June; BOS 2x→3x LAX 3x→4x RDU 1x→2x SEA 2x→3x starting in July; added one roundtrip to BHM in September for UT football
- **Hawaiian** increased HNL from 3/Wk→4/wk for the Summer
- **JetBlue** reinstated FLL on June 15; BOS will be 1x for June 15 – Sept. 5 with the A220-300
- **Lufthansa** loaded B787-9 (294 seat) starting May 2 (+39 seats v. A330-300) but will revert back to the A330 in Oct
- **Southwest** VPS resumed in June; JAX will be served 1/wk eff. September
- **Spirit** LAS #2 returns in August; new daily service to SMF started June 7 and will be reduced to 4/Wk in September; MTY will be served daily starting September; DTW suspended after August 8
- **Virgin Atlantic** reduced LHR to 4/wk for Sept – Nov & 3/wk for Dec – Mar
- **WestJet** reinstated YYC service 2/wk from May 18 to Oct 26

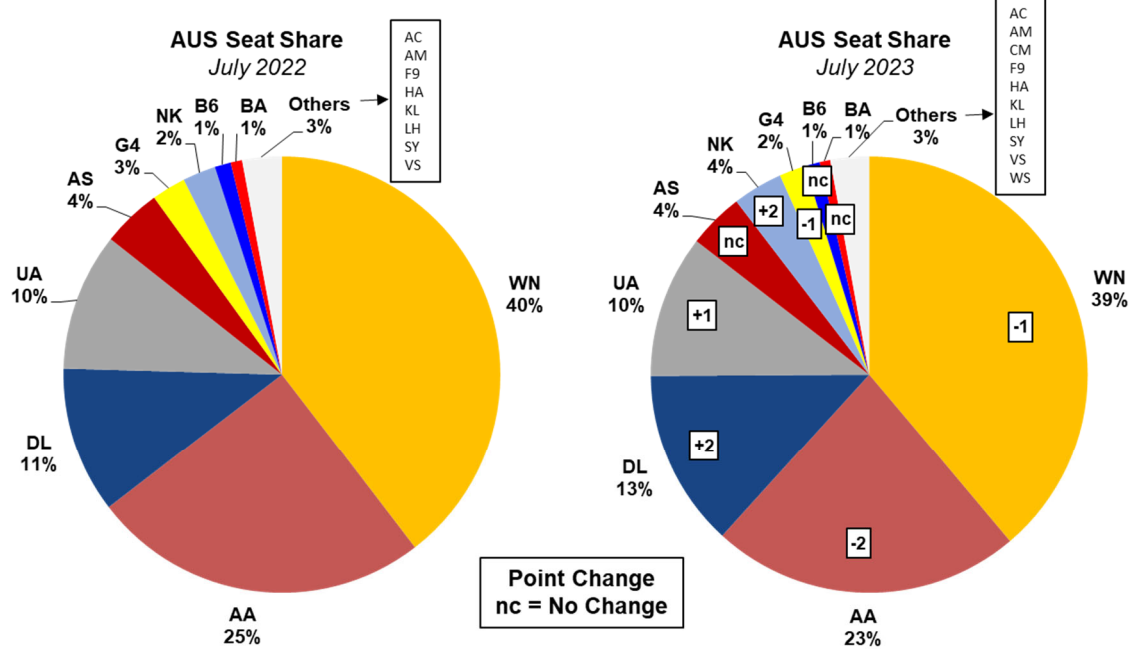
July 2023 v. 2022 air service comparison:

Average Daily	July 2022	July 2023	Change	Change %
Nonstop Destinations	88	92	+4	+5%
Carriers	17	19	+2	+12%
Nonstop Departures	266	282	+16	+6%
Nonstop Seat Departures	38,975	42,192	+3,217	+8%
Average Seats/Aircraft	147	150	+3	+2%

Current AUS air service:



July 2023 v. 2022 carrier seat share comparison:



Based on U.S. DOT O&D Passenger Survey, Cirium *FM Traffic* and ABIA statistics: 16% of ABIA passengers in Q4 2022 were connecting between flights at the Airport. The following is a list of the top ten domestic and international AUS connecting markets for Q4 2022:

Domestic		International	
Market	Carrier	Market	Carrier
LASMCO	WN	LASMTY	NK
MSYSAN	WN	CUNLAS	AA
MCOPHX	WN	BNACUN	WN
JAXLAX	AA	MCOSJD	AA
LASTPA	WN	INDSJD	AA
ELPMCO	WN	MCOMTY	NK
BWISAN	WN	CUNRNO	AA
MCOSAN	WN	ORDSJD	AA
FLLPHX	WN	LAXLIR	AA
ATLLAX	WN	CUNLAX	WN

List of AUS Airline Codes:

AA	American Airlines
AC	Air Canada
AM	Aeromexico
AS	Alaska Airlines
B6	JetBlue Airways
BA	British Airways
CM	Copa Airlines
DL	Delta Air Lines
F9	Frontier Airlines Inc.
G4	Allegiant Air
HA	Hawaiian Airlines
KL	KLM-Royal Dutch Airlines
LH	Lufthansa German Airlines
NK	Spirit Airlines
SY	Sun Country Airlines
UA	United Airlines
VS	Virgin Atlantic Airways
WN	Southwest Airlines
WS	Westjet

List of AUS Airport Codes:

ABQ	Albuquerque, NM	MCO	Orlando, FL
AMA	Amarillo, TX	MDW	Chicago (MDW), IL
AMS	Amsterdam, Netherlands	MEM	Memphis, TN
ATL	Atlanta, GA	MEX	Mexico City, Mexico
AVL	Asheville, NC	MIA	Miami, FL
BHM	Birmingham, AL	MSP	Minneapolis/St. Paul, MN
BNA	Nashville, TN	MSY	New Orleans, LA
BOI	Boise, ID	MTY	Monterrey, Mexico

BOS	Boston, MA	NAS	Nassau, Bahamas
BUR	Burbank, CA	OAK	Oakland, CA
BWI	Baltimore, MD	OKC	Oklahoma City, OK
CHS	Charleston, SC	ONT	Ontario, CA
CLT	Charlotte, NC	ORD	Chicago (ORD), IL
CMH	Columbus, OH	PDX	Portland, OR
CUN	Cancun, Mexico	PHL	Philadelphia, PA
CVG	Cincinnati, OH	PHX	Phoenix, AZ
CZM	Cozumel, Mexico	PIT	Pittsburgh, PA
DAL	Dallas, TX	PSP	Palm Springs, CA
DCA	Washington (DCA), DC	PUJ	Punta Cana, Dominican Rep.
DEN	Denver, CO	PVR	Puerto Vallarta, Mexico
DFW	Dallas/Ft. Worth, TX	PVU	Provo, UT
DSM	Des Moines, IA	RDU	Raleigh-Durham, NC
DTW	Detroit, MI	RNO	Reno, NV
ECP	Panama City, FL	RSW	Ft. Myers, FL
ELP	El Paso, TX	SAN	San Diego, CA
EWR	Newark, NJ	SDF	Louisville, KY
FLL	Ft. Lauderdale, FL	SEA	Seattle, WA
FRA	Frankfurt, Germany	SFB	Sanford, FL
FSD	Sioux Falls, SD	SFO	San Francisco, CA
GRR	Grand Rapids, MI	SGF	Springfield, MO
HNL	Honolulu, HI	SJC	San Jose, CA
HOU	Houston (HOU), TX	SJD	San Jose del Cabo, Mexico
HRL	Harlingen, TX	SJU	San Juan, Puerto Rico
IAD	Washington (IAD), DC	SLC	Salt Lake City, UT
IAH	Houston (IAH), TX	SMF	Sacramento, CA
IND	Indianapolis, IN	SNA	Orange County, CA
JAX	Jacksonville, FL	SRQ	Sarasota, FL
JFK	New York (JFK), NY	STL	St. Louis, MO
LAS	Las Vegas, NV	TPA	Tampa, FL
LAX	Los Angeles, CA	TUL	Tulsa, OK
LBB	Lubbock, TX	TYS	Knoxville, TN
LGB	Long Beach, CA	VPS	Valparaiso, FL
LHR	London, UK	XNA	Fayetteville, AR
LIR	Liberia, Costa Rica	YVR	Vancouver, Canada
MAF	Midland/Odessa, TX	YYC	Calgary, Canada
MBJ	Montego Bay, Jamaica	YYZ	Toronto, Canada
MCI	Kansas City, MO		