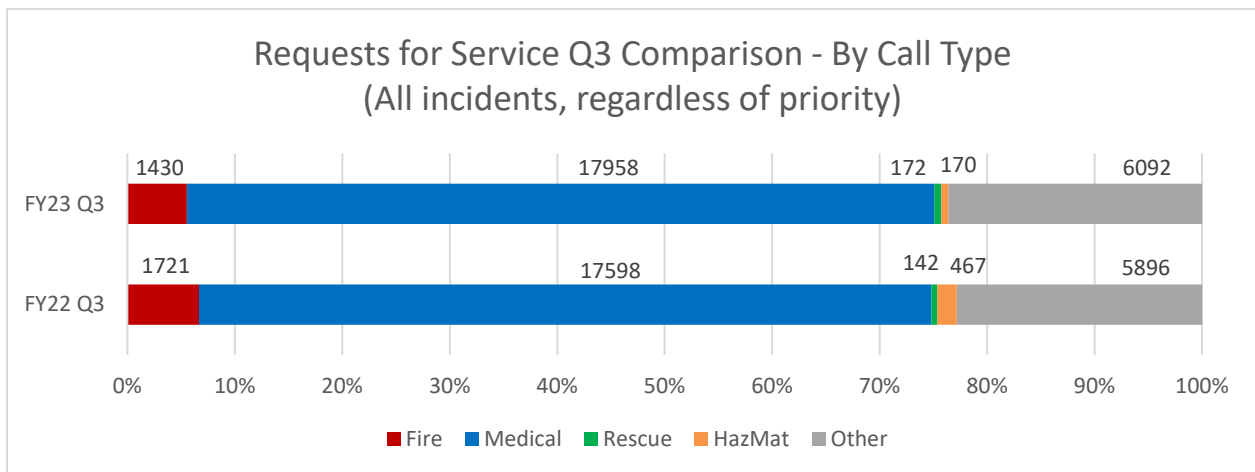
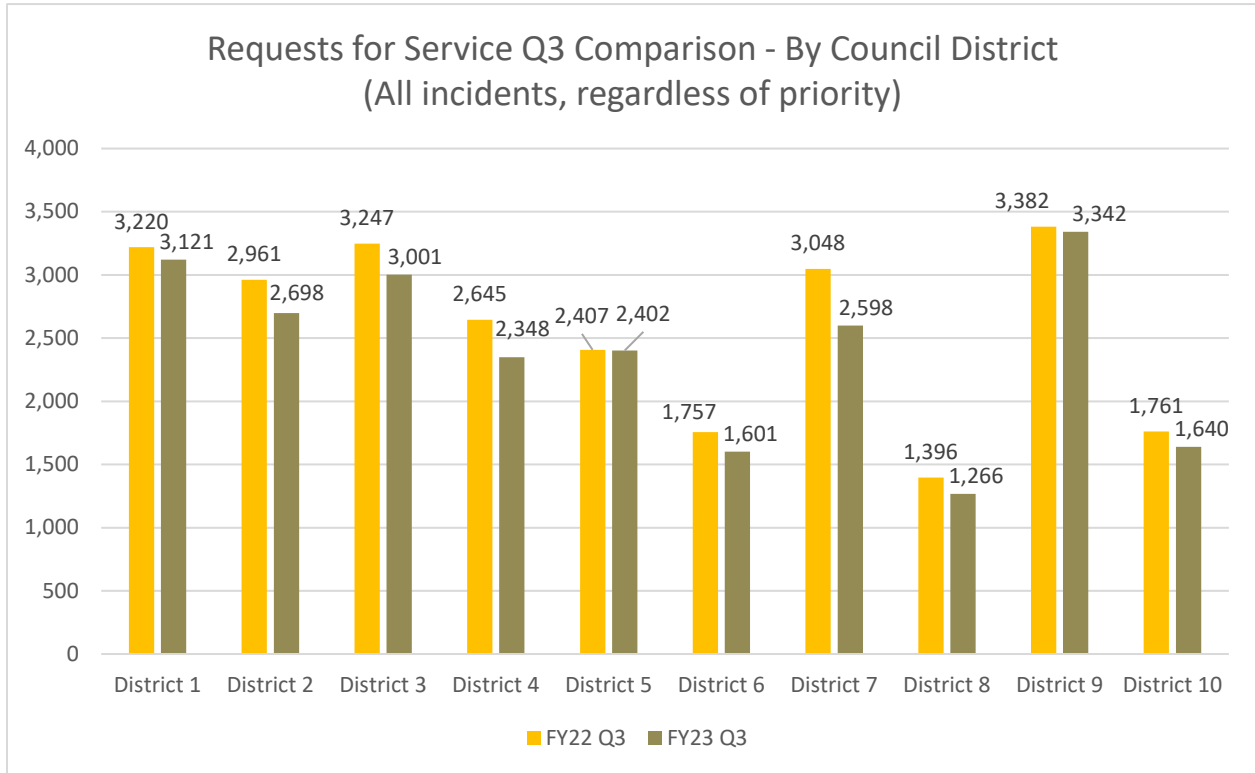
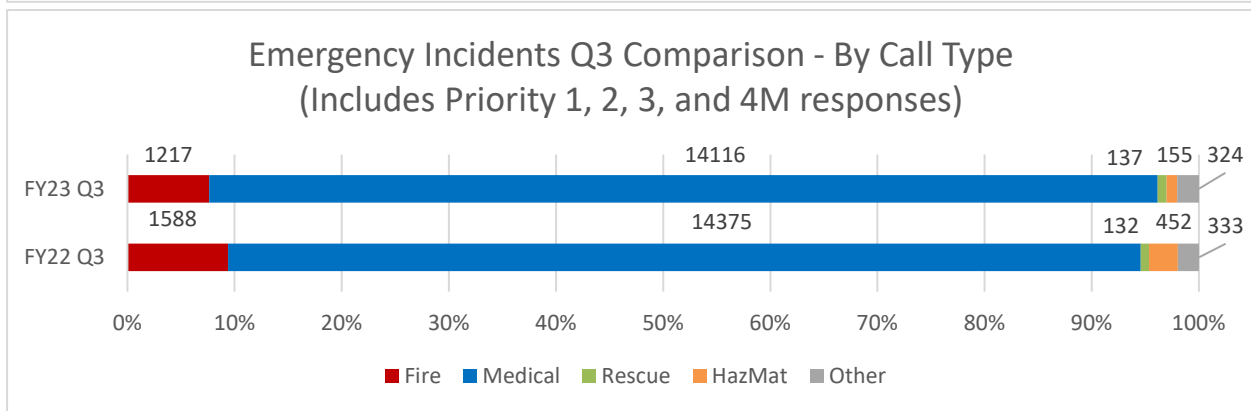
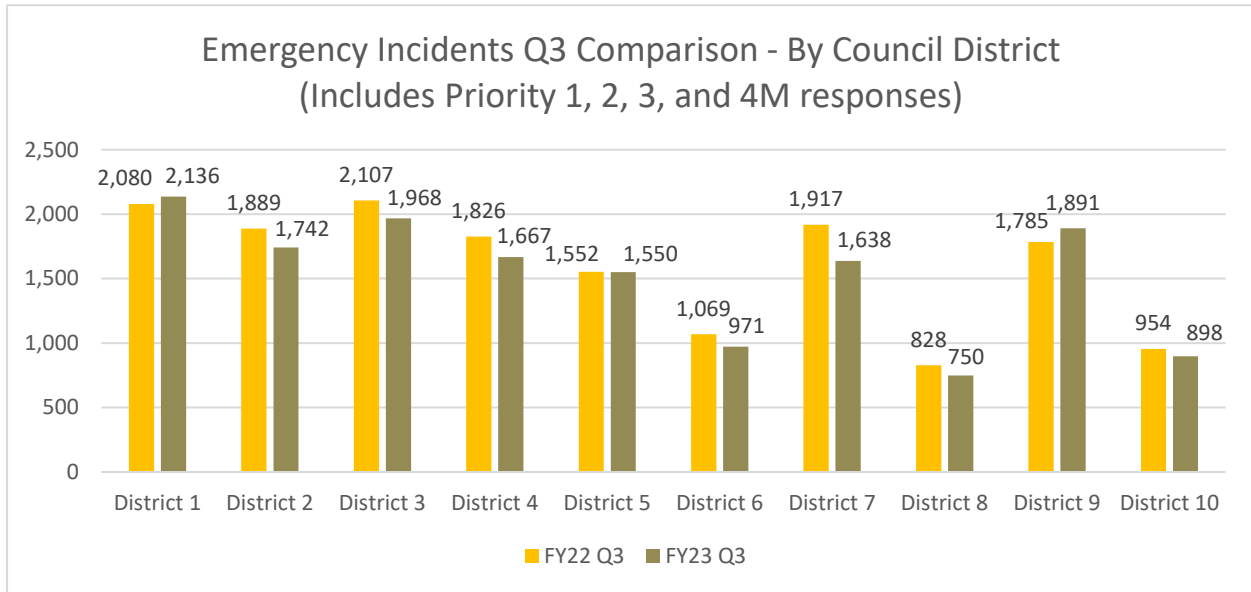




**Public Safety Commission
 Austin Fire Department Quarterly Report
 FY23 Q3 Data**

Fire Operations





	FY23 Q1		FY23 Q2		FY23 Q3	
	Response Time	Emergency Incidents	Response Time	Emergency Incidents	Response Time	Emergency Incidents
District 1	00:10:32	2,361	00:10:28	2,158	00:10:22	2,136
District 2	00:11:10	2,046	00:10:49	1,864	00:10:58	1,742
District 3	00:10:09	2,187	00:10:31	2,027	00:10:39	1,968
District 4	00:10:17	1,751	00:10:09	1,702	00:10:00	1,667
District 5	00:09:49	1,571	00:10:01	1,601	00:09:51	1,550
District 6	00:11:04	1,098	00:11:06	1,077	00:11:16	971
District 7	00:10:12	1,847	00:10:18	1,791	00:10:17	1,638
District 8	00:10:53	803	00:11:16	835	00:10:48	750
District 9	00:08:53	1,888	00:08:58	1,798	00:08:46	1,891
District 10	00:10:30	1,048	00:10:49	939	00:10:43	898

*Emergency incidents are Priorities 1, 2, 3, and 4M responses. Response times include emergency incidents only and are measured at the 90th percentile from the time of call receipt by AFD/ATCEMS Call Taker to the time that the first frontline unit arrives on-scene.



Overdose Response

In December 2021, all AFD personnel received hands on training for Naloxone administration and each unit received a stock of the medication.

	FY23 Q1	FY23 Q2	FY23 Q3
Total calls where Narcan was given	175	145	158
Number of times AFD administered or assisted	115	94	101
Patient improvement cases	134	118	113

Investigations

**National clearance rate is 22%.*

Historic (past quarter) data may increase over time due to investigative work. Updated data is provided.

	FY23 Q1	FY23 Q2	FY23 Q3
Arson fires identified	37	81	44
Percent of arson fires cleared	54%	52%	48%
Arson fires cleared by arrest	15	23	14
Arson fires cleared by citation	5	19	7

Office of the Fire Marshal

The Compliance Engine (TCE) database tracks compliance and non-compliance for all fire protection systems in commercial properties across the City of Austin. This allows the Austin Fire Department to track annual fire systems reports, deficiencies and repair reports and receive immediate notification of system impairments.

	FY23 Q1	FY23 Q2	FY23 Q3
Percentage of City of Austin fire system tracking for compliance and non-compliance	80%	81%	81%

Community Outreach

The Austin Fire Department has a vision for every home and every citizen to be protected by at least one smoke alarm. AFD's Free Smoke Alarm Program offers free smoke alarms to homeowners that live in the City of Austin Fire Department's Jurisdiction and are in need of working smoke alarms.

To participate, please call our Free Smoke Alarm Hotline: (512) 974-0299

	FY23 Q1	FY23 Q2	FY23 Q3
Number of smoke alarms installed	110	243	204