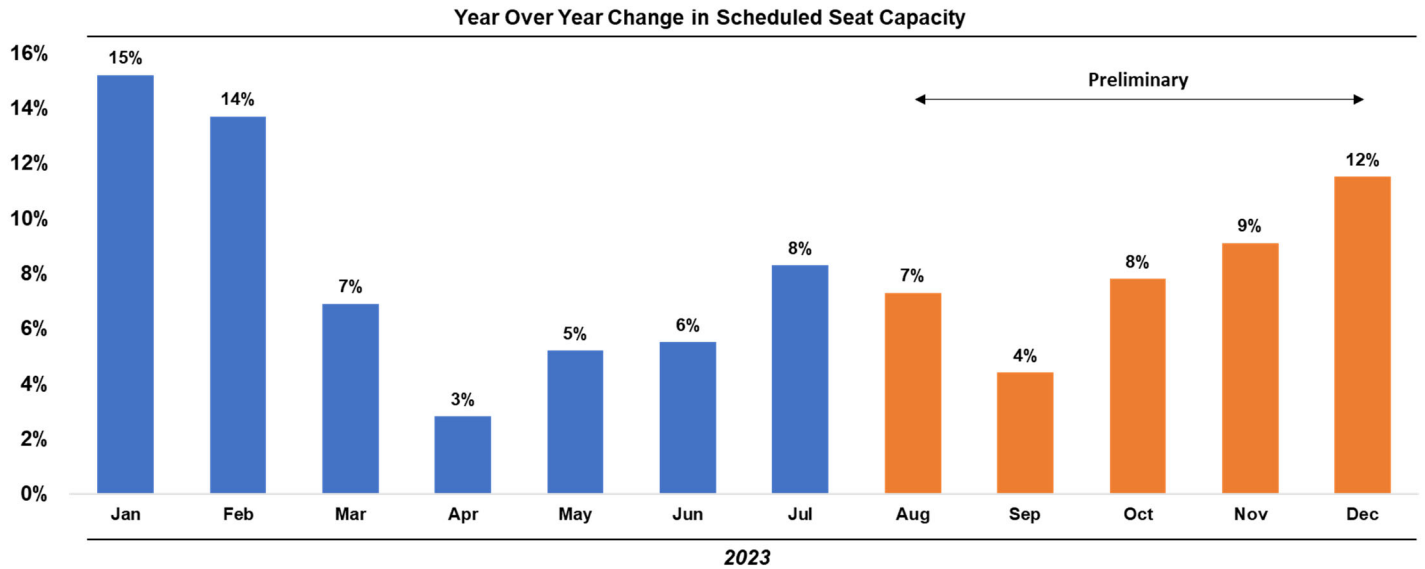


## August 2023 Air Service Snapshot

### AUS monthly seat comparisons to 2022:



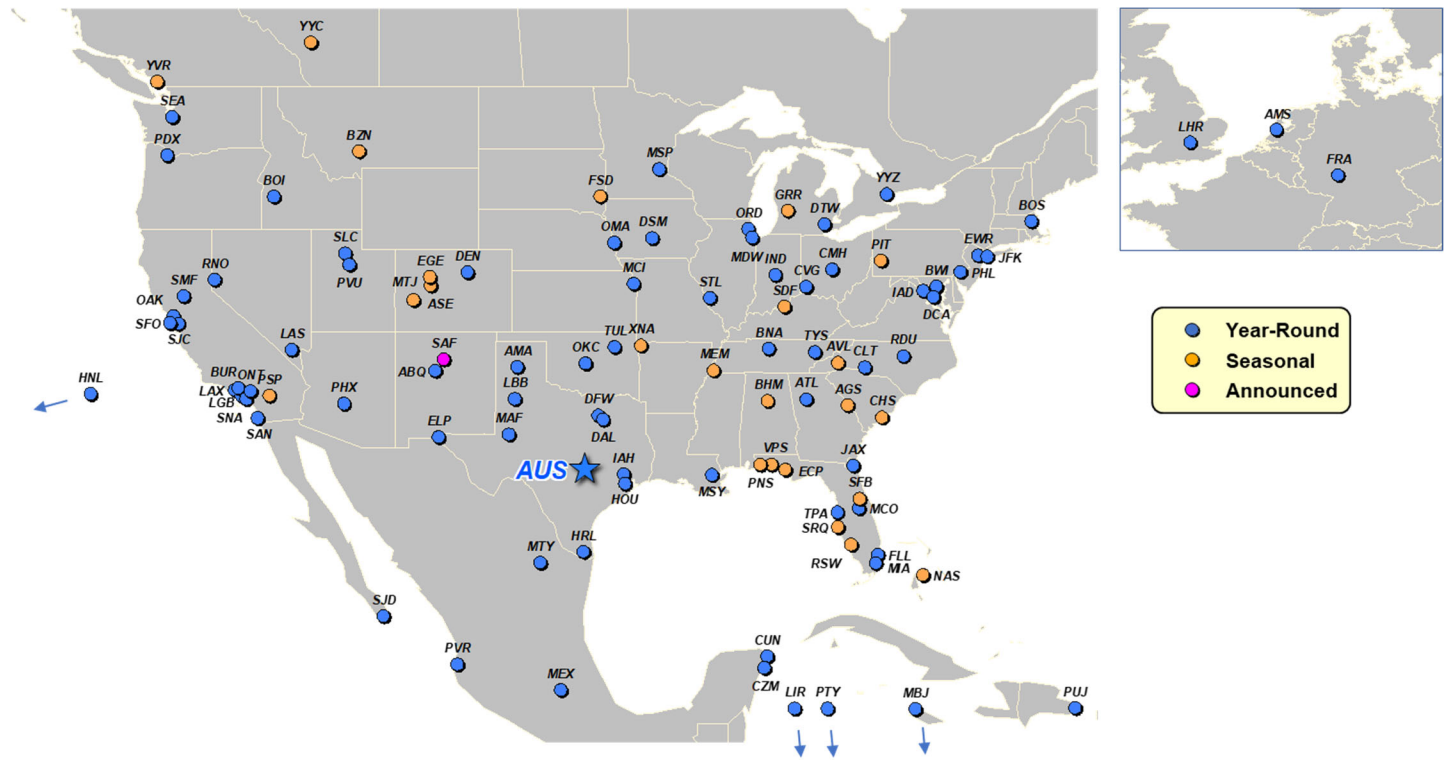
Highlights of recent air service announcements/developments include:

- **Air Canada** YYZ upgauged from E175 to A319 eff. Oct 29 (76 seats →136 seats); AC resumed YVR 2/wk on May 1 and will serve the route through Oct 27, Spring resumption date TBD
- **Alaska** returned to BOI on June 15 through Sept 4
- **Allegiant** OMA started 2/wk eff. June 15; suspended AUS-IND for Oct and Nov
- **American** seasonal service to VPS resumed on Feb 4 and loaded through summer, increased to daily from June-August; SMF daily service started May 5; CZM suspended Aug. 12 – Oct 7; ASE increased to daily for June-Labor Day; suspended MJB and NAS after mid-August; will serve PNS 1/wk for June-mid August; added roundtrips to BHM and DSM in Sept for UT football; added service to SAF (Santa Fe, NM) on weekends in Oct
- **Copa** started 4/wk service to PTY on July 6
- **Delta** increased JFK 3x→4x in June; BOS 2x→3x, LAX 3x→4x, RDU 1x→2x, SEA 2x→3x in July; added one roundtrip to BHM in September for UT football; new 1x daily nonstop service to LAS & MCO starts in Oct
- **Hawaiian** increased HNL from 3/wk→4/wk for the summer
- **JetBlue** reinstated FLL on June 15; BOS will be 1x for June 15 – Sept 5 with the A220-300
- **Lufthansa** loaded B787-9 (294 seat) starting May 2 (+39 seats v. A330-300) but will revert back to the A330 in Oct
- **Southwest** VPS resumed in June; JAX will be served 1/wk eff. Sept
- **Spirit** new daily service to SMF started June 7 and will be reduced to 4/Wk in Sept; DTW suspended after Aug 8; BWI suspended after Nov 13
- **United** added 2 flights to BHM in Sept for college football
- **Virgin Atlantic** LHR is 4/wk for Sept – Nov and 3/wk for Dec – Mar
- **WestJet** reinstated YYC service 2/wk from May 18 to Oct 26

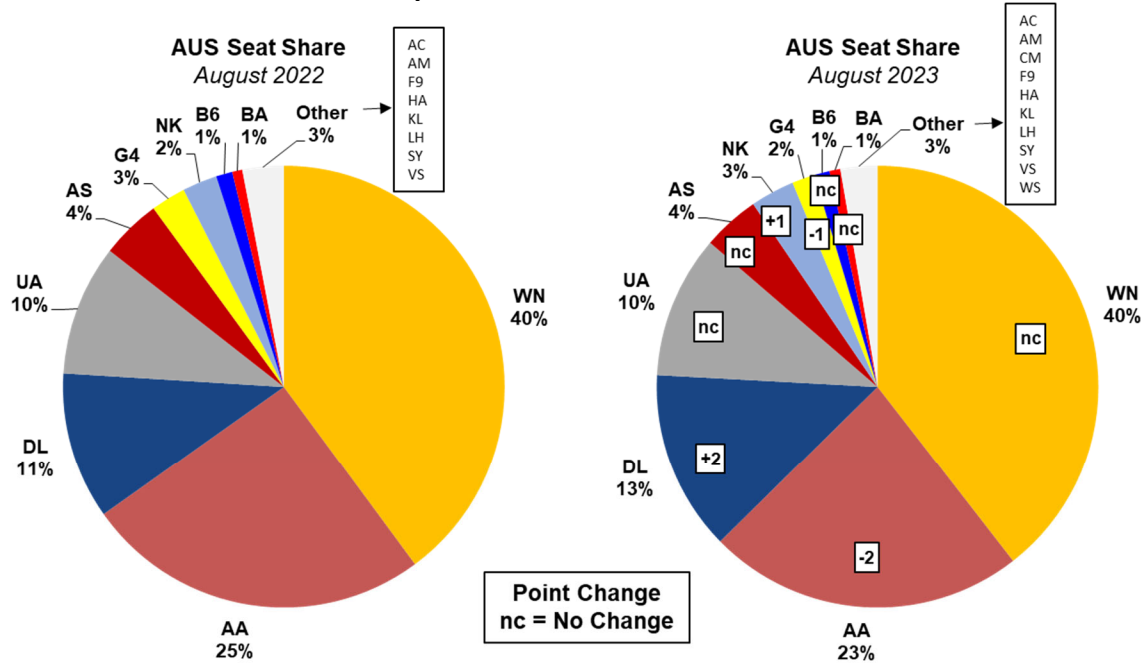
### August 2023 v. 2022 air service comparison:

Average Daily	August 2022	August 2023	Change	Change %
Nonstop Destinations	88	91	+3	+3%
Carriers	17	19	+2	+12%
Nonstop Departures	264	278	+13	+5%
Nonstop Seat Departures	38,678	41,514	+2,836	+7%
Average Seats/Aircraft	146	149	+3	+2%

### Current AUS air service:



### August 2023 v. 2022 carrier seat share comparison:



Based on U.S. DOT O&D Passenger Survey, Cirium *FM Traffic* and ABIA statistics: 18% of ABIA passengers in Q1 2023 were connecting between flights at the Airport. The following is a list of the top ten domestic and international AUS connecting markets for Q1 2023:

Domestic		International	
Market	Carrier	Market	Carrier
LASMCO	WN	DFWLIR	AA
MCOPHX	WN	LASCUN	WN
MCOSAN	WN	LAXLIR	AA
MSYSAN	WN	ORDCUN	AA
MCOPHX	AA	EWRMTY	NK
SANTPA	WN	TPASJD	AA
MIAPHX	WN	STLCUN	WN
HOUMSP	WN	PHLSJD	AA
LAXMCO	WN	BNACUN	WN
BNASAN	WN	DALSJD	WN

**List of AUS Airline Codes:**

- AA American Airlines
- AC Air Canada
- AM Aeromexico
- AS Alaska Airlines
- B6 JetBlue Airways
- BA British Airways
- CM Copa Airlines
- DL Delta Air Lines
- F9 Frontier Airlines Inc.
- G4 Allegiant Air
- HA Hawaiian Airlines
- KL KLM-Royal Dutch Airlines
- LH Lufthansa German Airlines
- NK Spirit Airlines
- SY Sun Country Airlines
- UA United Airlines
- VS Virgin Atlantic Airways
- WN Southwest Airlines
- WS Westjet

**List of AUS Airport Codes:**

- |     |                        |     |                          |
|-----|------------------------|-----|--------------------------|
| ABQ | Albuquerque, NM        | MDW | Chicago Midway, IL       |
| AMA | Amarillo, TX           | MEM | Memphis, TN              |
| AMS | Amsterdam, Netherlands | MEX | Mexico City, Mexico      |
| ATL | Atlanta, GA            | MIA | Miami, FL                |
| AVL | Asheville, NC          | MSP | Minneapolis/St. Paul, MN |
| BHM | Birmingham, AL         | MSY | New Orleans, LA          |
| BNA | Nashville, TN          | MTY | Monterrey, Mexico        |
| BOI | Boise, ID              | NAS | Nassau, Bahamas          |
| BOS | Boston, MA             | OAK | Oakland, CA              |

BUR	Burbank, CA	OKC	Oklahoma City, OK
BWI	Baltimore, MD	OMA	Omaha, NE
CHS	Charleston, SC	ONT	Ontario, CA
CLT	Charlotte, NC	ORD	Chicago O'Hare, IL
CMH	Columbus, OH	PDX	Portland, OR
CUN	Cancun, Mexico	PHL	Philadelphia, PA
CVG	Cincinnati, OH	PHX	Phoenix, AZ
CZM	Cozumel, Mexico	PIT	Pittsburgh, PA
DAL	Dallas, TX	PSP	Palm Springs, CA
DCA	Washington Reagan, DC	PUJ	Punta Cana, Dominican Rep.
DEN	Denver, CO	PTY	Panama City, Panama
DFW	Dallas/Ft. Worth, TX	PVR	Puerto Vallarta, Mexico
DSM	Des Moines, IA	PVU	Provo, UT
DTW	Detroit, MI	RDU	Raleigh-Durham, NC
ECP	Panama City, FL	RNO	Reno, NV
ELP	El Paso, TX	RSW	Ft. Myers, FL
EWR	Newark, NJ	SAF	Santa Fe, NM
FLL	Ft. Lauderdale, FL	SAN	San Diego, CA
FRA	Frankfurt, Germany	SDF	Louisville, KY
FSD	Sioux Falls, SD	SEA	Seattle, WA
GRR	Grand Rapids, MI	SFB	Sanford, FL
HNL	Honolulu, HI	SFO	San Francisco, CA
HOU	Houston Hobby, TX	SGF	Springfield, MO
HRL	Harlingen, TX	SJC	San Jose, CA
IAD	Washington Dulles, DC	SJD	San Jose del Cabo, Mexico
IAH	Houston Intercontinental, TX	SJU	San Juan, Puerto Rico
IND	Indianapolis, IN	SLC	Salt Lake City, UT
JAX	Jacksonville, FL	SMF	Sacramento, CA
JFK	New York JFK, NY	SNA	Orange County, CA
LAS	Las Vegas, NV	SRQ	Sarasota, FL
LAX	Los Angeles, CA	STL	St. Louis, MO
LBB	Lubbock, TX	TPA	Tampa, FL
LGB	Long Beach, CA	TUL	Tulsa, OK
LHR	London, UK	TYS	Knoxville, TN
LIR	Liberia, Costa Rica	VPS	Valparaiso, FL
MAF	Midland/Odessa, TX	XNA	Fayetteville, AR
MBJ	Montego Bay, Jamaica	YVR	Vancouver, Canada
MCI	Kansas City, MO	YYC	Calgary, Canada
MCO	Orlando, FL	YYZ	Toronto, Canada