



Central Texas Community Health Impact Report


City of Austin Public Health Committee
August 9th, 2023

Christopher Hamilton, MPH, Chief Executive Officer
Sandra Guerra, MD, MPH, FACPM, Chief Medical Officer



OUR MISSION

Texas Health Action is a community informed non-profit organization dedicated to providing access to culturally affirming, quality health services in a safe and supportive environment with an expertise in serving LGBTQIA+ people and people impacted by HIV.



Kind Clinic advances sexual wellness by providing healthcare in a safe and supportive environment.

Our Services: PrEP (Pre-Exposure Prophylaxis), PEP (Post-Exposure Prophylaxis), Gender Affirming Care, HIV Medical Care, Chronic Hepatitis C Treatment, Sexually Transmitted Infection (STI) testing and treatment,





Kind Clinic Walk-in Testing Model of Care

Community Health Program: walk-in (unscheduled) STI testing and treatment

Missed Connections:

Rooted in HIV prevention, broad based STI testing and treatment creates opportunities for HIV testing when people may not understand their level of risk.

Continuum of Care:

Same day STI treatment in many cases.
Ability to start PrEP or HIV care fast (same day or within 24 hours 75% of the time).





Crumbling Infrastructure for STIs and Communicable Disease

- State and Federal resources limited and declining
 - CDC out of funding for STI grants¹
 - Most recent House budget proposal to ELIMINATE funding for the Ending the HIV Epidemic program, Reductions to CDC^{2 3 4}
- Texas ranked worst place to live for "Life, Health, and Inclusion"⁵




Centers for Disease
Control and Prevention

Update on STI Prevention Funding

June 29, 2023

Dear Grantees,

We are writing to provide additional information on the impact of the Fiscal Responsibility Act of 2023 on the [5-year Congressional investment to strengthen the Disease Intervention Specialist \(DIS\) workforce](#) . We can confirm that the last two years of funding is no longer available to CDC for jurisdiction awards. Funds previously awarded are not impacted.

We are aware of how critical this funding has been for our nation's programmatic response to infectious diseases, including sexually transmitted infections (STIs) and the effect the loss of these funds at this critical juncture will be to progress. Since receiving these funds, CDC and state and local health departments have worked tirelessly to plan, build capacity, and hire and train new employees. Collectively, we have all worked to make the most impact possible in bolstering a national STI infrastructure that had been eroded through a 46 percent reduction in per capita purchasing power over the past two decades.

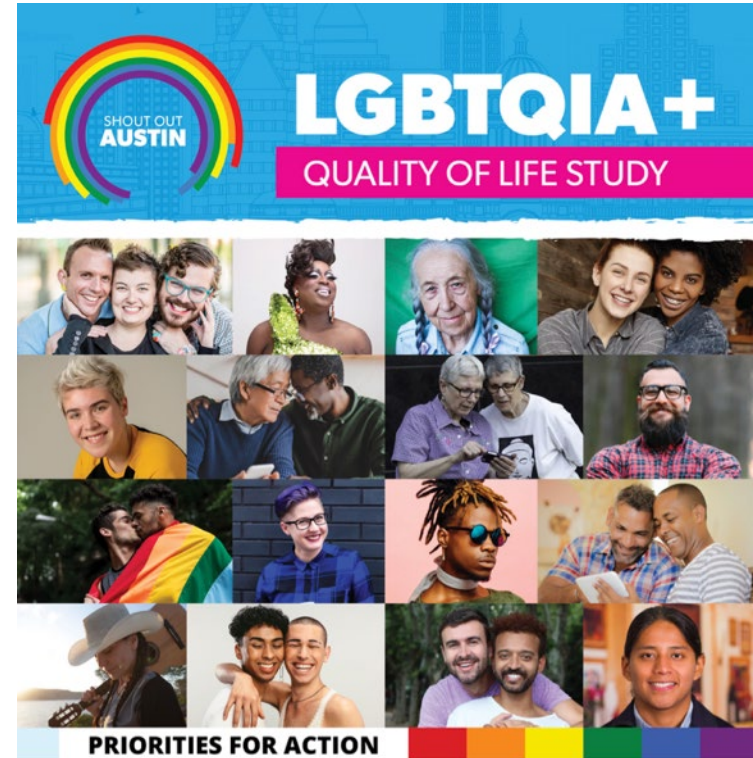


LGBTQIA+ Quality of Life Study⁶

Need for HIV and STI testing: 57% of cisgender men and women and 25% of gender expansive respondents claimed to have never been tested.

Need for LGBTQIA+ affirming healthcare providers:

- 19.2% of respondents delayed or canceled appointments
- 15.9% didn't seek medical care when they were sick
- 13.3% mistrust and avoid all medical professionals
- 26% indicated that they have never talked with their primary care provider about their sexual health.





Central Texas Community Health Report⁷

Fiscal Year 2022

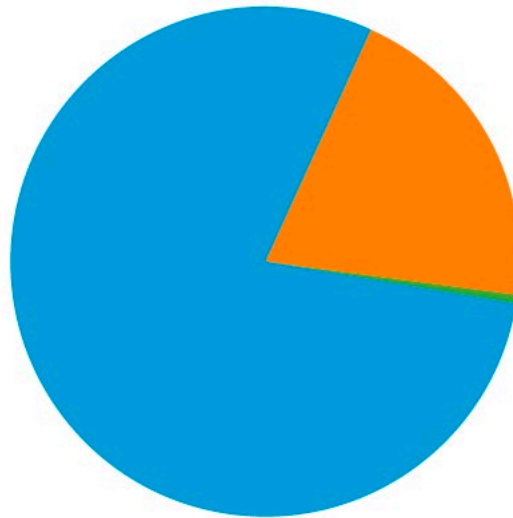
September 1, 2021 - August 31, 2022

This report is only indicative of STI testing offered through Kind Clinic's Walk-In Testing, including mobile testing vehicle, which is only a portion of all testing and treatment Texas Health Action provides. This report does not account for additional STI testing and treatment also offered at Kind Clinic locations in Central and South Austin and through telemedicine.



MORE TESTS; MORE INFECTIONS

Reactive STI Tests by Patient Visits



11,260 Total STI patient visits at Kind Clinic's Walk-In Testing

20.37% - STI Diagnoses

2,294 total reactive STI tests for gonorrhea, chlamydia, syphilis, or hepatitis C

0.40% - HIV Diagnoses

45 Total HIV Diagnoses (43 new diagnoses, 2 previous diagnoses)

79.23% - Non Reactive Visits

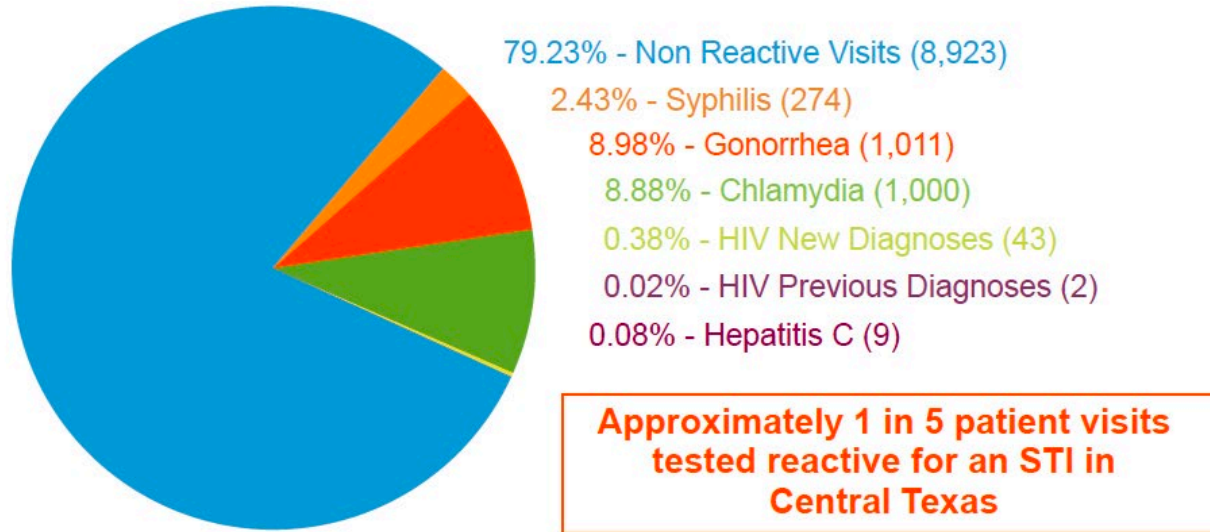
176% increase in patient visits for STI testing from FY 2021 to FY 2022

20.77% - STI Positivity Rate at Kind Clinic's Walk-In Testing



STI Infections by Patient Visits

2,339 – Patient visits with reactive STI results for gonorrhea, chlamydia, syphilis, hepatitis C or HIV.



94.96% of patients diagnosed with HIV or STIs receive treatment at a Kind Clinic location

97.78% of patients diagnosed with HIV are linked to care within 72hrs at a Kind Clinic location



Texas Department of State Health Services (DSHS). Priority Populations for HIV and STI Testing:

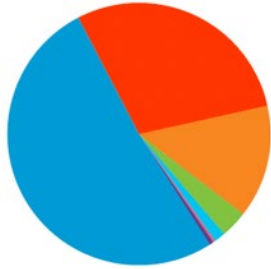
- *Black Men Who Have Sex with Men*
- *Latinx Men Who Have Sex with Men*
- *White Men Who Have Sex with Men*
- Trans Men
- Trans Women
- Non-Binary / Gender Non-Conforming

People Also Receiving STI Testing and Treatment:

- Heterosexual men and women including Black and Latinx people
- Asian American and Pacific Islander *Men Who Have Sex with Men*
- Indigenous *Men Who Have Sex with Men*

Disparities in STI Infections

Chlamydia Infections by Age Group



51.40%, 25-34 (514)
29.40%, 18-24 (294)
13.8%, 35-44 (138)
3.30%, 45-54 (33)
1.50%, 55-64 (15)
0.30%, 65-74 (3)
0.30%, 75+ (3)

Gonorrhea Infections by Age Group



49.36%, 25-34 (499)
24.93%, 18-24 (252)
18%, 35-44 (182)
6.03%, 45-54 (61)
1.19%, 55-64 (12)
0.49%, 65-74 (5)
0%, 75+ (0)

Chlamydia Disparities in Priority Populations



52.80% Non-Priority
21.10% Latinx MSM
14.90% White MSM
6% Black MSM
4.10% Non-Binary
0.80% Trans Women
0.30% Trans Men

Gonorrhea Disparities in Priority Populations



31% Non-Priority (309)
27% Latinx MSM (277)
25% White MSM (253)
10.19% Black MSM (103)
4.75% Non-Binary (48)
1.88% Trans Women (19)
0.20% Trans Men (2)

STIs continue to disproportionately impact racial and ethnic minority groups, LGBTQIA+ communities and younger people.

Black and Latino MSM make up 27% of those who were diagnosed with chlamydia, and 37% of gonorrhea diagnoses.

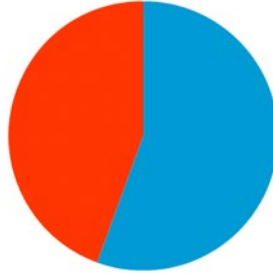
Disparities in STI Infections

Syphilis Infections by Age Group



50%, 25-34 (137)
22.63%, 35-44 (62)
15.33%, 18-24 (42)
7.66%, 45-54 (21)
2.19%, 55-64 (6)
1.82%, 65-74 (5)
0.36%, 75+ (1)

Hepatitis C Infections by Age Group



55.56%, 25-34 (5)
44.44%, 35-44 (4)
0%, 35-44 (0)
0%, 45-54 (0)
0%, 55-64 (0)
0%, 65-74 (0)
0%, 75+ (0)

Syphilis Disparities in Priority Populations



35% Latinx MSM (95)
24% White MSM (65)
19% Non Priority (52)
16.06% Black MSM (44)
4.01% Non-Binary (11)
2.55% Trans Women (7)
0% Trans Men (0)

Hepatitis C Disparities in Priority Populations



50% Latinx MSM (3)
33.33% Non-Binary (2)
17% Other (1)
0% Black MSM (0)
0% Trans Women (0)
0% Trans Men (0)

Black and Latino MSM make up 51% of those diagnoses with syphilis.

Black residents of Travis County are approximately 9% of the population, but Black MSM make up 16% of Kind Clinic's syphilis diagnoses, further highlighting the disparities that persist.

IN SUMMARY:

- Kind Clinic's walk-in testing is impactful in the services being provided.
- Elimination of health disparities is a needed focus in healthcare to truly have an impact on health outcomes, including LGBTQIA+ individuals.
- Kind Clinic is a critical partner in Austin's public health infrastructure to address HIV and STI transmission in Central Texas.
- Need for sustained financial investment in community STI testing in Austin.

CITATIONS

1. “Update on STI Prevention Funding.” *Centers for Disease Control and Prevention*, 29 June 2023, www.cdc.gov/std/dstdp/dcl/2023-june-29-Mena-UpdateOnSTIPreventionFunding.htm.
2. “GOP Looks to Spending Fights for Wins on Abortion, Trans Care, Contraception.” *POLITICO*, www.politico.com/news/2023/07/24/health-policy-bill-gop-00107455.
3. “Committee Releases FY24 Labor, Health and Human Services, Education, and Related Agencies Appropriations Bill.” *House Committee on Appropriations*, 13 June 2023, <https://appropriations.house.gov/news/press-releases/committee-releases-fy24-labor-health-and-human-services-education-and-related>.
4. *Union Calendar No. Th St Congress Session H. R. LI*, <https://docs.house.gov/meetings/AP/AP07/20230714/116252/BILLS-118--AP--LaborHHS-FY24LHHSSubcommitteeMark.pdf>.
5. “America’s Top States for Business 2023: The Full Rankings.” *CNBC*, 11 July 2023, www.cnbc.com/2023/07/11/americas-top-states-for-business-2023-the-full-rankings.html.
6. City of Austin’s LGBTQIA+ Quality of Life Commission. *City of Austin’s LGBTQIA+ Quality of Life Study*, 2021, www.austintexas.gov/edims/document.cfm?id=368782.
7. Texas Health Action. *Kind Clinic: 2022 Central Texas Community Health Report*, <https://kindclinic.org/wp-content/uploads/2023/07/Community-Health-Report-FY22.pdf>