

Electric Vehicle Charging Expansion and Maintenance

Richard Génécé

Vice President, Customer Energy Solutions



September 2023

© 2023 Austin Energy

Resolution Items

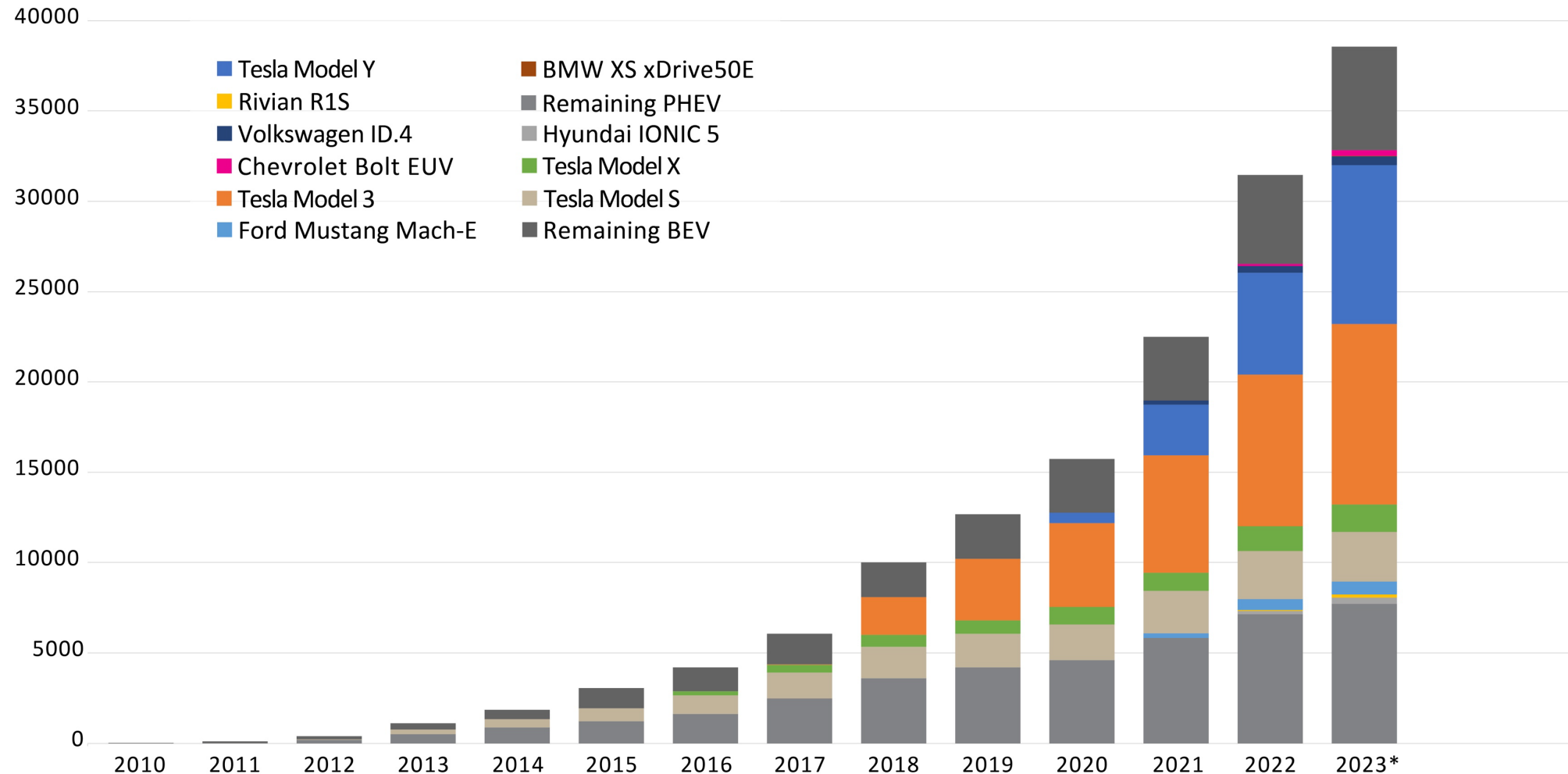
- **Develop a vision plan**
- **Coordinate with local and regional partners**
- **Prepare a report on the uptime and reliability**



Electric Vehicle Growth in Austin

12% of all new vehicle registrations in Austin

39,415 EVs
in the Austin metro



Community Wide Vision Plan for EV Charging



Quantity: 226 Megawatts

Climate Equity Plan: Equitably
Distributed Mix of Level 1, 2, and DC
Fast Charging Infrastructure

- Combination of public and private infrastructure

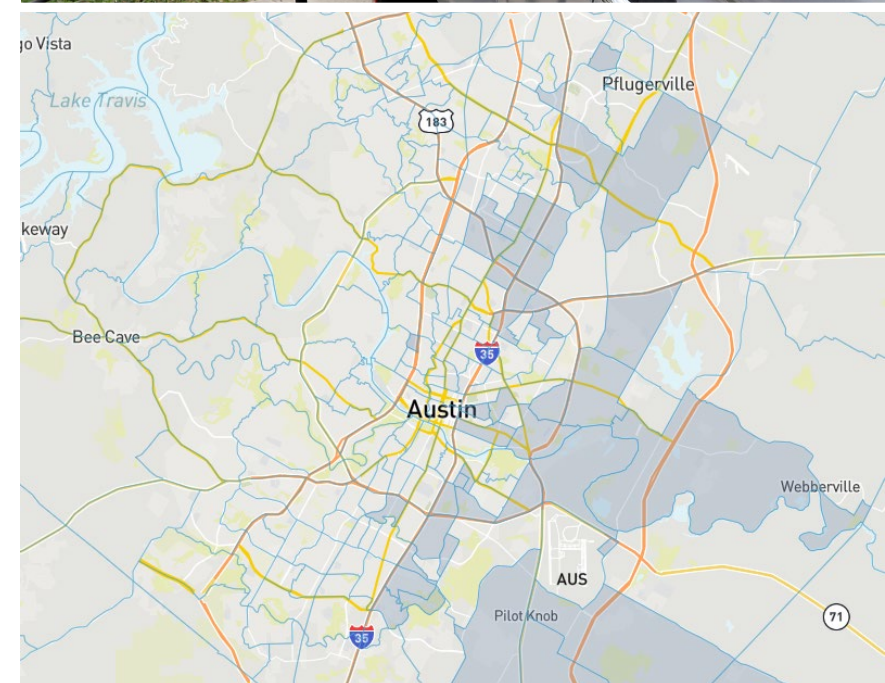


Vision Plan for EV Charging



Ensuring scalable and equitable distribution

- Justice40 requirements for providing equitable benefits
- Projection analysis and mapping tools
 - Exploring solutions through both industry and academia
 - Projected EV growth scenarios
 - Charging Demand Forecasting
- EVs2Scale Participation: Electric Power Research Institute



Vision Plan for EV Charging



Methods of Deployment

- Offer incentives through the Plug-In Austin Program
- Deploying EV charging infrastructure for City of Austin vehicles in partnership with COA Fleet Services and Public Works
- Pursue grant funding for DC Fast charging expansion in Austin
- Capital budget to support deployment and future grant opportunities

Austin Energy
Rebates

Grant Funding/Active
Deployments


Support of Private
Sector



Charging and Fueling Infrastructure Grant



- The U.S. Department of Transportation CFI Community Grant program supports expanding public EV charging access to LMI communities, multifamily and fleet/rideshare electrification
- **\$700 million** authorized for this fiscal year, with an additional **\$1.8 billion** authorized in the following three fiscal years
- **Austin Energy is seeking a \$15 million award** – applied June 2023
- Prioritizing existing City of Austin and Travis County properties as a priority
- Projected expansion of roughly 80 DC Fast chargers throughout the Austin area



Fleet Electrification

Contributions toward Climate Equity Goals



Powering the City's Fleet

- Now 275 EVs (and growing)
- Savings tracking 50% ahead of projection

Austin Independent School District

- Commitment to 100% bus electrification

Capital Metro

- North Ops Charging Depot
- Fleet and Infrastructure rate developed



Charging Network Health



*Data supplied by ChargePoint Network Portal

Station Maintenance

- Industry wide – known and well-documented issue with multiple root causes.
- Progress made within the local network
 - 28% outage rate – January 2023
 - 11.1% outage rate – Current
 - Continuous data analysis on prioritization of repair
 - Immediate goal of getting over 90% operational
- Currently running quarterly preventative maintenance
- Communications with private station owners
- \$800,000 in budget for repairs and preventative maintenance over four years



Charging Network Health

- **5-year ChargePoint contract**
 - Approved in Council July 2023
- **Critical Customer designation**
 - Improved real-time reporting
 - Response time commitments
 - Dedicated weekly update meetings
 - Dedicated **local** and organizational support
 - Account and technical support
- **Supply chain constraints subsiding**
 - Dedicated parts availability





**Customer Driven.
Community Focused.SM**