

Airport Operations and Expansion Update

Austin City Council Work Session
Sept. 12, 2023



**JOURNEY
WITHAUS**

Focus Areas for today

1. Recent growth and current state of AUS
2. Short and long-term improvements
3. Next steps and expectations

AUS – A History of Growth

1999: Original terminal constructed

- 25 gates
- Designed to serve 11 million annual passengers

2017-19: Master Plan and Expansion

- Council approved 2040 Master Plan
- Terminal Expansion
 - 9 new gates – New total: 34 gates
 - Designed to serve 15 million annual passengers

2020-21: COVID Pandemic and Business Impact

- AUS pivots on full implementation of 2040 Master Plan due to air service slowdown and revenue uncertainty



AUS – Growth and Current Reality

2022: Rapid passenger growth post-pandemic

- 21.1 million passengers served

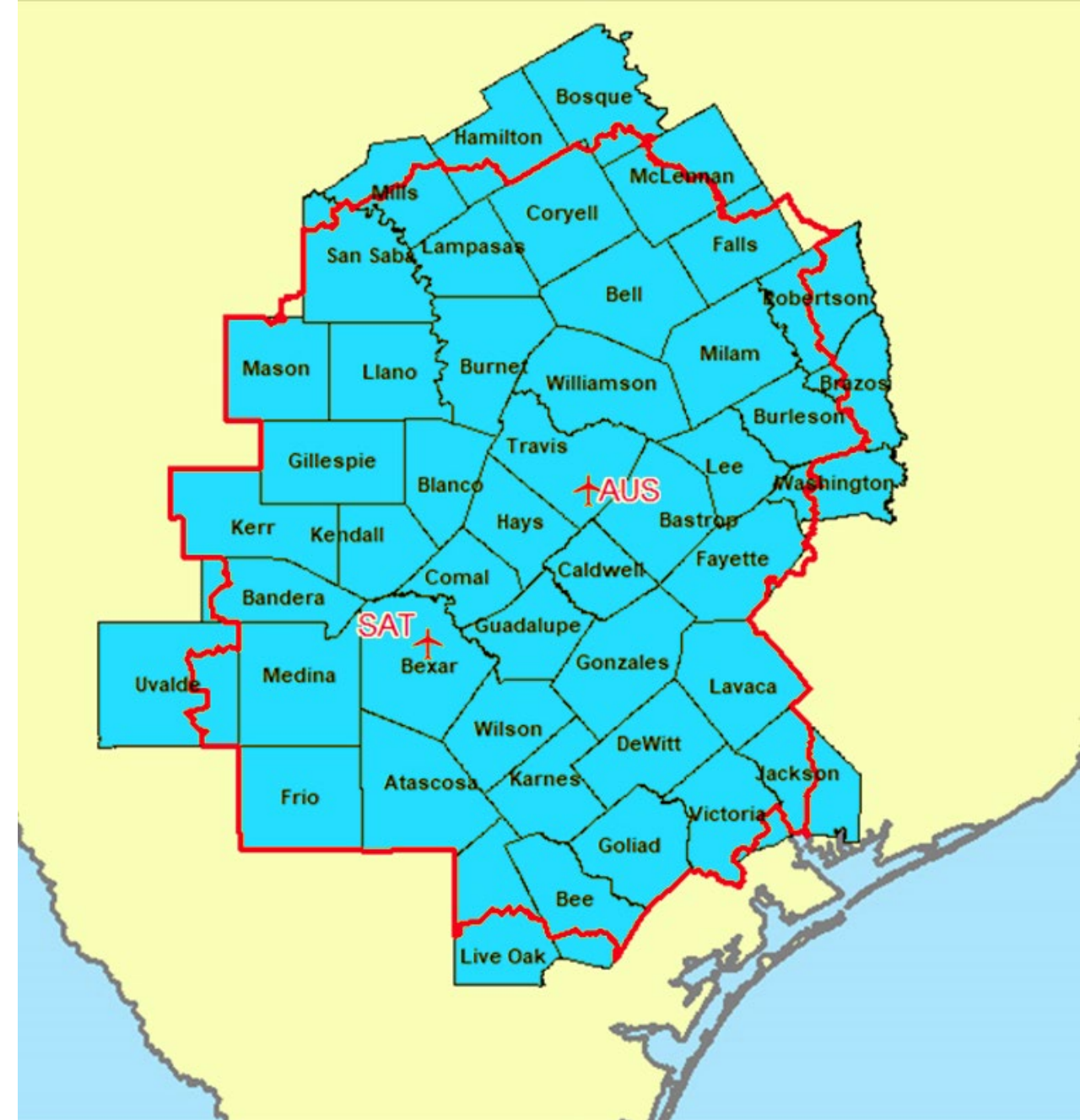
2023: Continued passenger growth

- January – July: 12.7 million passengers
- July 2023: Busiest month ever for total passengers
- 22 million total anticipated for 2023

Current Reality at AUS =

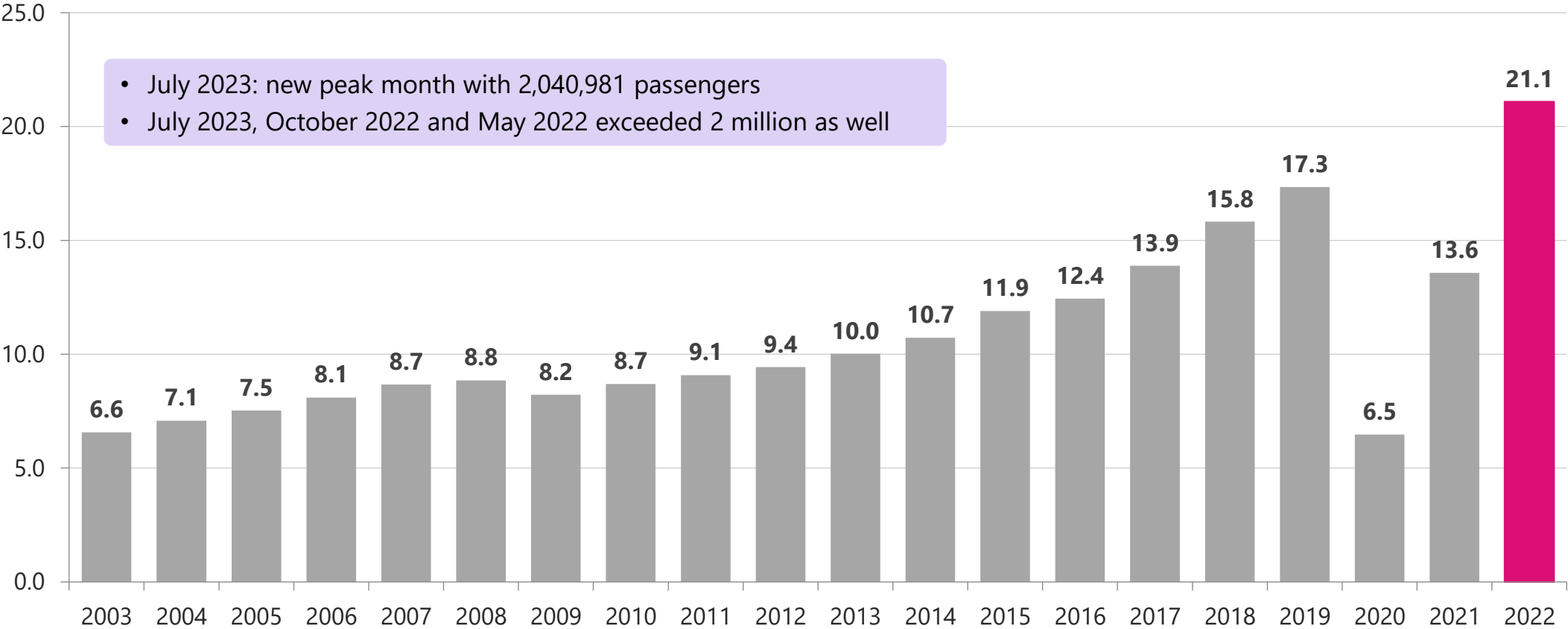
- Infrastructure and space is over capacity
- Passenger experience negatively impacted
- AUS employees maintaining service as best as possible

AUS is now classified as a large-hub airport



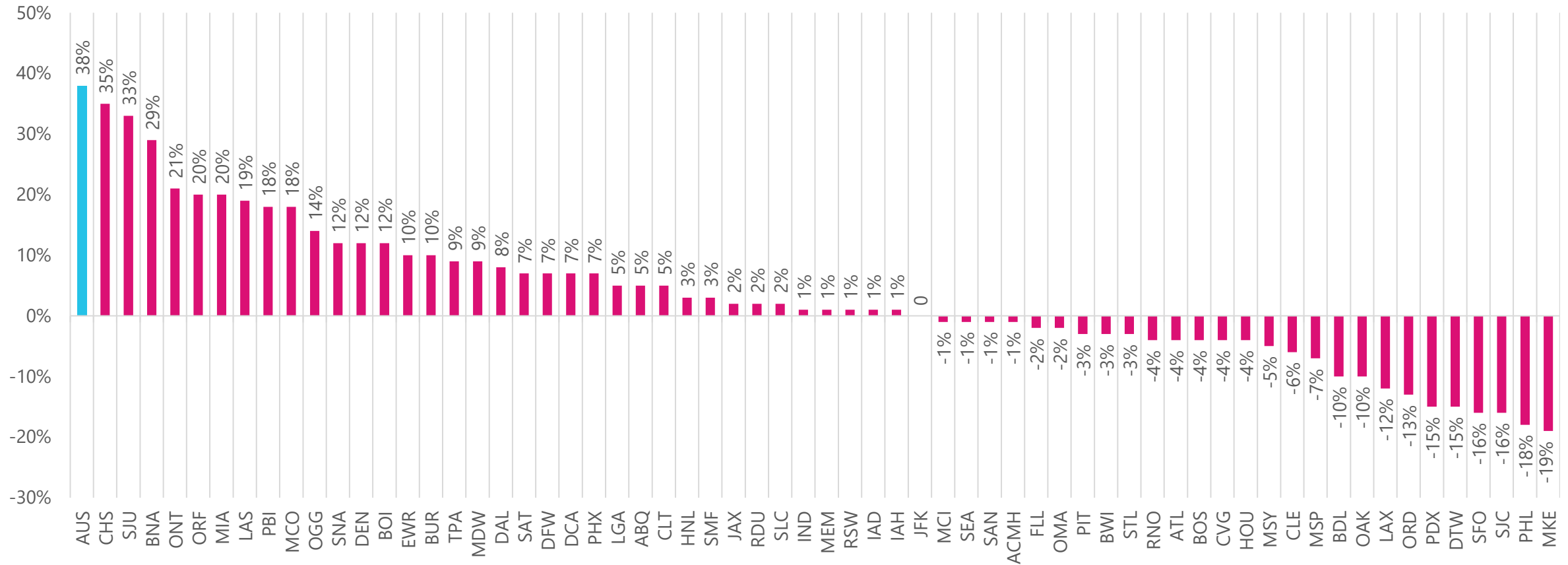
AUS Has Achieved New Record High Passenger Levels

Annual Passenger Traffic (Millions)



AUS is Growing Faster than all Other U.S. Large & Medium Hubs Airports

% Change in Seats:
Q2 '23 v. Q2 '19



AUS Reality–Passenger Volume: Holidays & Special Events

- **Normal Day**
30,000+ departing passengers
- **Holidays/Special Events:**
35,000 – 40,000 departing passengers
- **2022 Formula 1 (Post-Event Monday):**
42,000+ departing passengers
- **7 of the top 10 busiest days in AUS history have occurred in 2023**
 - *October (ACL + F1) and Holiday Season still ahead*



December 2021, Early morning holiday travelers



March 2022, Monday after NASCAR, Dell Match Play and Texas Relays

AUS–Growth and Current Reality

Attraction	Average Daily or Event Volume
AUS	25,000 – 35,000 departing passengers 50,000 – 70,000 Total daily passengers
Disneyworld Magic Kingdom - Florida	57,000 daily visitors
Disneyland - California	51,000 daily visitors



AUS is Deficient in Most Major Operational Areas

AUS Operational Area	2019 17.3 Million Annual Passengers	2022 21.1 Million Annual Passengers	2028 29 Million Annual Passengers	2033 38 Million Annual Passengers
CONCOURSE (Aircraft Gates)	D	D	D	S
ARRIVALS/DEPARTURES HALL (Ticketing, Security Screening)	D	D	D	S
BAGGAGE HANDLING SYSTEM (Outbound)	D	D	S	S
UTILITIES	D	D	D	S
PARKING	S	D	S	S
AIRFIELD	S	S	S	S
LANDSIDE ROADWAYS	D	D	D	S
INTERNATIONAL PROCESSING	S	D	D	S

Legend: **Sufficient**; **Deficient**

AUS will address these areas with both short and long-term improvements

Short-Term Enabling Projects


Barbara Jordan Terminal Optimization: West Gate Expansion

Groundbreaking ceremony was held Aug. 30, 2023

Improvements:

- 3 gates
- New concessions
- Larger restrooms
- Pet relief area
- Sensory room
- Public art
- Children's play area
- Outdoor public patio
- Additional space for airline and airport operations,
- 12 new boarding bridges with A/C upgrades

Completion: 2026



Existing Baggage Handling System Upgrade

Creation of a centralized baggage processing system for departing checked bags

- New conveyor belts
- 1.5 miles of conveyor belts
- Processing capability of 4,000 bags per hour
- Increased system reliability

New system will meet the demand of 30 million annual passengers

Construction is ongoing and will align with West Infill project to accommodate new system

Full system completion: 2025



West Infill Project

- Expanding TSA Checkpoint 3 by 6 lanes for a total of 8 to meet current and future demand
- New ticketing counters and revenue-generating space
- Increased square footage for baggage and apron level (to match existing concourse level)

Existing checkpoints will be expanded during construction to accommodate partial closure of impacted checkpoint on far west side

Completion: 2026



Barbara Jordan Terminal Optimization: Atrium Infill

- Adding an additional 13,000 sq ft of flex floor space on the departure level of the airport between the ticket counters
- Will provide relief for queuing lanes
- Design is currently underway

Completion: 2026



International Arrivals Optimization

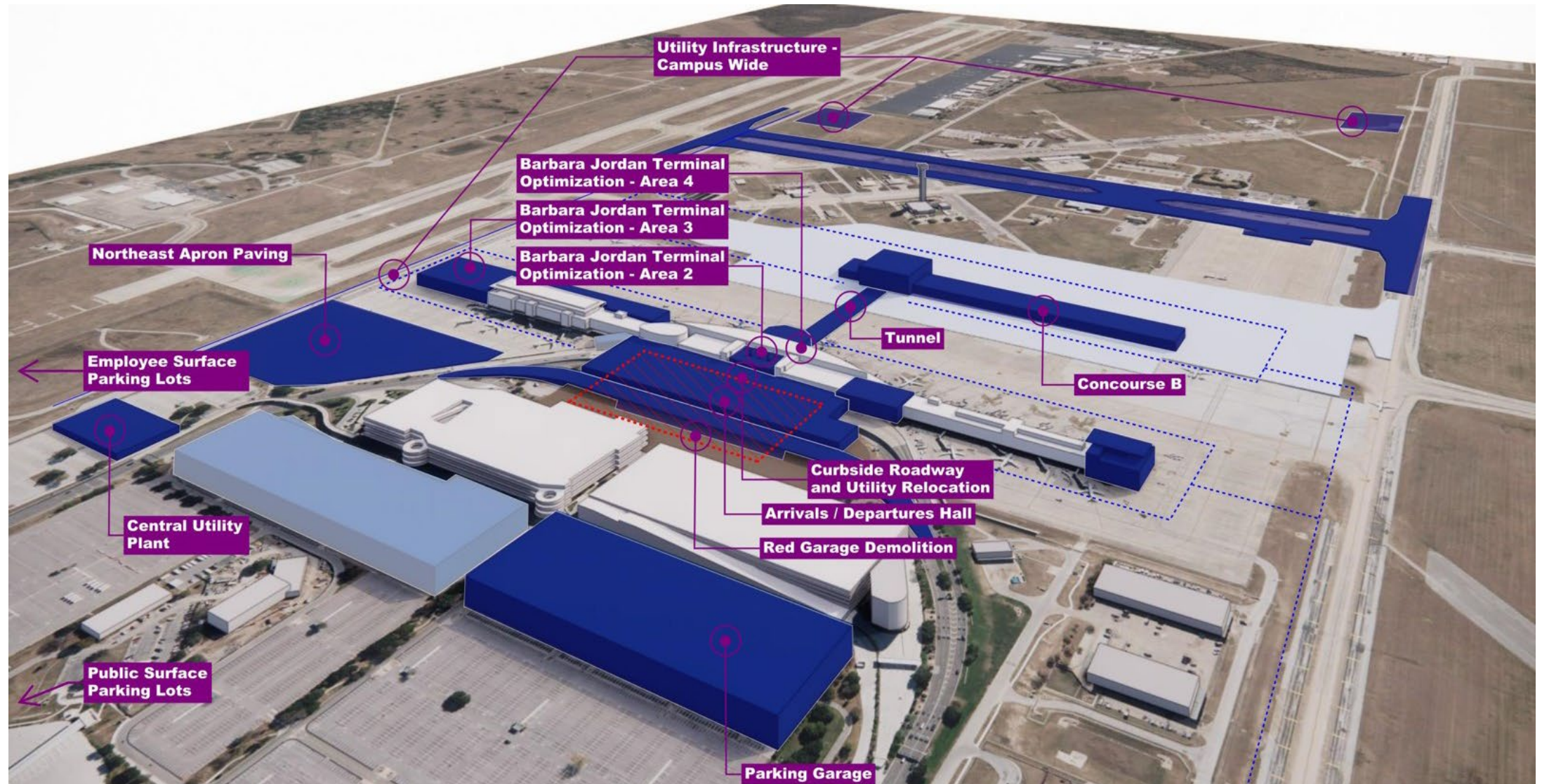
- Projects will add additional carousels for processing luggage and booths to expedite processing of international travelers
- Additional queuing space
- Design is currently underway

Completion: 2024



Austin's Airport Expansion and Development Program

Full program implementation is dependent on achieving full consensus with airline partners



A Collaborative Citywide Effort

City Manager's Office has made AUS Expansion and Development a priority

- **Departmental Collaboration**
 - AUS working with multiple departments to deliver improvements quickly, including:
 - Development Services, Capital Contracting, Capital Delivery Services, Watershed Protection, Austin Water, Austin Energy, Small and Minority Business Resources
- **Internal Process Improvements**
 - Streamline permitting, review and contracting efforts;
 - Establish dedicated internal, cross-departmental teams to avoid delays;
- **Sept. 14 Council Meeting:** Update to airport's Master Development Plan (MDP) Ordinance

AUS Master Development Plan (MDP) Ordinance Update

- **History**

- **1994:** Original Master Development Plan Ordinance adopted
 - Serves as blueprint for redevelopment of Bergstrom Air Force Base into Austin-Bergstrom International Airport
 - Included pre-approved variances to Land Development Code necessary to construct an international airport and a Water Quality Compliance plan that governed drainage infrastructure development
- **2012:** Updated MDP Ordinance aligned master planning with future development needs and addressed changes in drainage planning requirements

- **Proposed Update**

- **2023:** Proposed update will guide the airport's future expansion efforts while abiding by the City's environmental and sustainability principles
 - Developed in collaboration with Watershed Protection and Development Services Departments
 - Serves as a regulatory framework to guide development within the defined airport boundary
 - Enables the 4,200-acre airport campus to be governed under a single site plan, providing clarity for code reviewers
 - Serves as omnibus compilation of preapproved variances to city code

- **Commission Actions:** MDP Ordinance Update was reviewed and approved by the **Environmental Commission** (July 5), and the **Planning Commission** (August 22). The **Airport Advisory Commission** received an overview on July 12, a full briefing on August 9, and is scheduled for action on September 13.

Journey with AUS: Historic Capital Improvement Effort

Industry outreach and engagement

- Will need large workforce for program
- Multiple 'Industry Day' events
- Collaboration with Small and Minority Business Resources (SMBR)

Benefits for local community

- Workforce development and job opportunities
- Partnerships opportunities for localized investment
- Community Affairs program building relationships with community

Focus on sustainability

- Developing sustainability goals for program
- Environmental improvement opportunities via capital investment



Upcoming Requests for Council Action (RCAs)

Request for Council Action (RCA)	Council Date	Details
Update to Master Development Plan (MDP) Ordinance	Sept. 14	Replaces 2012 Ordinance – joint effort with Development Services, Watershed Protection to guide expansion and development
Alternative Delivery Method (Design-Build)	Sept. 21	AUS will use Design-Build method to procure multiple projects, including: <ul style="list-style-type: none"> • Parking garage • Central utility plant relocation • Concourse B and Tunnel
Contract extension (two RCAs)	Sept. 21	Will provide additional contract authority and increased scope. Supports both Existing Baggage Handling System project and the West Infill Project
Professional Services Agreement	Sept. 21	Will replace 2019 agreement for engineering / environmental engineering services. Supports all projects and operations.
Alternative Delivery Method (Construction Manager at Risk)	Nov. 30	AUS will use Construction Manager at Risk (CMAR) method to procure multiple projects, including: <ul style="list-style-type: none"> • Utility Infrastructure Campus-wide • Barbara Jordan Terminal Optimization Area 4 • Arrivals and Departures Hall, Red Garage Demolition, Roadways and Utilities
Contract extension (two RCAs)	Nov. 30	Will provide increased scope for Airfield Infrastructure-Midfield Taxiway project

Next Steps

1. Consensus with airline partners for expansion and development
2. Maintain operational resiliency to keep AUS running effectively
3. Move quickly on all short and long-term improvements
4. Multiple large contracts coming to Council for consideration beginning this fall
5. Significant construction and experience changes for airport travelers



Thank You

**JOURNEY
WITHAUS**



Austin-Bergstrom
International Airport