

Austin Police Department

Public Safety Commission – Q4 FY 2023 Report

- 1) Citywide Crimes Against Persons – Q4 FY 2023
- 2) Citywide Crimes Against Property – Q4 FY 2023
- 3) Citywide Crimes Against Society – Q4 FY 2023
- 4) Citywide Clearances for Crimes Against Persons – Q4 FY 2023
- 5) Citywide Clearances for Crimes Against Property – Q4 FY 2023
- 6) Citywide Clearances for Crimes Against Society – Q4 FY 2023
- 7) Citywide Response Times and Call Volumes – Q4 FY 2023
- 8) Response Times and Incident Volume by Council District – Q4 FY 2023
- 9) Urgent (P1) + Emergency (P0) Call Volume by Month – Q4 FY 2023
- 10) Sworn Staffing
- 11) Civilian Staffing
- 12) Civilian Emergency Communications Staffing
- 13) Cadet Classes: 2023 & 2024
- 14) Sworn Authorization FY 2020 through FY 2023
- 15) Sworn Separation 2020 through 2023
- 16) Sworn Separation 2023

Citywide Crimes Against Persons – Q4 FY 2023

Crimes Against Persons	Sept 2023	Sept 2022	Percent Change	2023 - YTD	2022 - YTD	Percent Change
Murder (09A)	0	3	-100%	38	51	-25%
Negligent Manslaughter (09B)	0	0		8	6	33%
Justifiable Homicide (NOT A CRIME) (09C)	0	0		3	3	0%
Kidnapping (100)	15	23	-35%	183	186	-2%
Rape (11A)	21	26	-19%	235	296	-21%
Forcible Sodomy (11B)	0	6	-100%	34	39	-13%
Sexual Assault with an Object (11C)	4	8	-50%	89	88	1%
Fondling (11D)	18	43	-58%	239	261	-8%
Aggravated Assault (13A)	202	277	-27%	2,623	2,858	-8%
Simple Assault (13B)	606	837	-28%	6,917	7,593	-9%
Intimidation (13C)	289	418	-31%	3,322	3,904	-15%
Incest (36A)						
Statutory Rape (36B)						
Commercial Sex Acts (64A)				2	1	100%
Involuntary Servitude (64B)				14	2	600%
Totals	1,155	1,641	-30%	13,707	15,288	-10%

Source: Chief's Monthly Report (as of 09/25/2023)

Sept 2023 vs Sept 2022 & Jan-Sept 2023 vs Jan-Sept 2022

APD Public Safety Commission Presentation Slide #1

FY2023 Q4



Citywide Crimes Against Property – Q4 FY 2023

Crimes Against Property	Sep 2023	Sept 2022	Percent Change	2023 - YTD	2022 - YTD	Percent Change
Robbery (120)	67	91	-26%	685	727	-6%
Arson (200)	11	24	-54%	148	119	24%
Extortion (210)	2	1	100%	25	29	-14%
Burglary (220)	194	367	-47%	3,164	3,446	-8%
Pocket Picking (23A)	60	62	-3%	450	404	11%
Purse Snatching (23B)	3	0	300%	8	10	-20%
Shoplifting (23C)	73	165	-56%	1,228	1,163	6%
Theft from Building (23D)	3	47	-94%	103	294	-65%
Theft from Coin-Operated Machine (23E)	1	4	-75%	15	51	-71%
Burglary of Vehicle (23F)	424	910	-53%	6,623	7,714	-14%
Theft of Motor Vehicle Parts (23G)	72	65	11%	788	702	12%
All Other Larceny (23H)	406	811	-50%	5,914	6,704	-12%
Auto Theft (240)	465	447	4%	4,937	3,875	27%
Counterfeiting (250)	26	93	-72%	544	863	-37%
Fraud: Swindle (26A)	57	158	-64%	1,088	1,457	-25%
Fraud: Credit Card (26B)	102	265	-62%	1,653	2,210	-25%
Fraud: Impersonation (26C)	41	120	-66%	986	1,200	-18%
Embezzlement (270)				8	6	33%
Stolen Property (280)				3	5	-40%
Vandalism (290)	347	508	-32%	4,550	4,627	-2%
Bribery (510)				3	0	300%
Totals	2,354	4,138	-43%	32,923	35,606	-8%

Source: Chief's Monthly Report (as of 09/25/2023)

Sep 2023 vs Sep 2022 & Jan - Sep 2023 vs Jan - Sep 2022

APD Public Safety Commission Presentation Slide #2

FY2023 Q4



Citywide Crimes Against Society – Q4 FY 2023

Crimes Against Society	Sept 2023	Sept 2022	Percent Change	2023 - YTD	2022 - YTD	Percent Change
Drug Violations (35A)	183	251	-27%	2,550	2,374	7%
Drug Equipment Violations (35B)	66	67	-1%	763	595	28%
Pornography (370)	16	28	-43%	221	237	-7%
Gambling: Betting (39A)				4	1	300%
Gambling: Operating / Promoting (39B)				0	1	-100%
Gambling: Equipment Violations (39C)						
Prostitution (40A)	2	0	200%	32	25	28%
Assisting or Promoting Prostitution (40B)	0	1	-100%	3	2	50%
Purchasing Prostitution (40C)				10	9	11%
Weapon Law Violations (520)	61	70	-13%	778	892	-13%
Animal Cruelty (720)	17	34	-50%	185	191	-3%
Totals	345	451	-24%	4,546	4,327	5%



Citywide Clearances for Crimes Against Persons – Q4 FY 2023

Offense	Cleared by Arrest	Death of Offender	Juvenile/No Custody	Prosecution Declined (by the Prosecutor)	Suspended Pending Victim Readiness	Total
09A - Murder and Nonnegligent Manslaughter	6					6
09B - Negligent Manslaughter	6					6
09C - Justifiable Homicide						-
100 - Kidnapping/Abduction	29					29
11A - Rape	7					7
11B - Sodomy						-
11C - Sexual Assault with an Object	3					3
11D - Fondling	1					1
13A - Aggravated Assault	249				1	250
13B - Simple Assault	598					598
13C - Intimidation	92					92
36A - Incest						-
36B - Statutory Rape						-
64A - Human Trafficking, Commercial Sex Acts						-
64B - Human Trafficking, Involuntary Servitude	2					2
Total	993	0	0	0	1	994



Citywide Clearances for Crimes Against Property – Q4 FY 2023

Offense	Cleared by Arrest	Death of Offender	Juvenile/No Custody	Prosecution Declined (by the Prosecutor)	Suspended Pending Victim Readiness	Total
120 - Robbery	50				1	51
200 - Arson	4					4
210 - Extortion/Blackmail						-
220 - Burglary/Breaking and Entering	64					64
23A - Pocket-picking	3					3
23B - Purse Snatching						-
23C - Shoplifting	39					39
23D - Theft From Building						-
23E - Theft From Coin-Operated Machine or Device						-
23F - Theft From Motor Vehicle	15					15
23G - Theft From Motor Vehicle Parts/Accessories						-
23H - All Other Larceny	78					78
240 - Motor Vehicle Theft	62					62
250 - Counterfeiting/Forgery	4					4
26A - False Pretense/Swindle/Confidence Game	16					16
26B - Credit Card/Automatic Teller Machine Fraud	7					7
26C - Impersonation	6					6
270 - Embezzlement						-
280 - Stolen Property Offenses	1					1
290 - Destruction/Damage/Vandalism of Property	117					117
510 - Bribery						-
Total	466					467



Citywide Clearances for Crimes Against Society – Q4 FY 2023

Offense	Cleared by Arrest	Death of Offender	Juvenile/No Custody	Prosecution Declined (by the Prosecutor)	Suspended Pending Victim Readiness	Total
35A - Drug/Narcotic Violations	315					315
35B - Drug Equipment Violations	47					47
370 - Pornography/Obscene Material						
39A - Betting/Wagering						
39B - Operating/Promoting/Assisting Gambling						
39C - Gambling Equipment Violations						
40A - Prostitution						
40B - Assisting or Promoting Prostitution						
40C - Purchasing Prostitution						
520 - Weapons Law Violations	127					127
720 - Animal Cruelty	7					7
Total	496					496



Citywide Response Times and Call Volumes – Q4 FY 2023*

Emergency (P0) + Urgent (P1)	Citywide Target	2023 Jul	2023 Aug	2023 Sep
Average Response Time	00:10:44	0:10:57	0:10:28	00:11:16
Call Volumes	N/A	7,514	7,415	5,818



Response Times and Incident Volume by Council District – Q4 FY 2023*

Council District 1		
Priority	Call Volume	Average Response Time
0	1,103	00:09:10
1	1,558	00:13:32
2	3,854	00:38:41
3	3,517	01:44:57
Totals	8,188	N/A

Council District 2		
Priority	Call Volume	Average Response Time
0	844	00:09:46
1	1,391	00:12:49
2	3,656	00:35:55
3	1,665	01:17:46
Totals	7,556	N/A

Council District 3		
Priority	Call Volume	Average Response Time
0	1,307	00:07:53
1	1,953	00:11:22
2	5,455	00:34:37
3	1,848	01:31:50
Totals	10,563	N/A

Council District 4		
Priority	Call Volume	Average Response Time
0	1,209	00:08:24
1	1,825	00:11:34
2	4,469	00:34:19
3	1,598	01:37:40
Totals	9,101	N/A

Council District 5		
Priority	Call Volume	Average Response Time
0	572	00:09:46
1	995	00:12:54
2	2,917	00:30:24
3	854	01:25:31
Totals	5,338	N/A

Council District 6		
Priority	Call Volume	Average Response Time
0	543	00:09:50
1	687	00:14:09
2	1,963	00:33:50
3	748	01:22:25
Totals	3,941	N/A

Council District 7		
Priority	Call Volume	Average Response Time
0	882	00:09:11
1	1,212	00:11:43
2	4,054	00:29:59
3	1,473	01:21:50
Totals	7,621	N/A

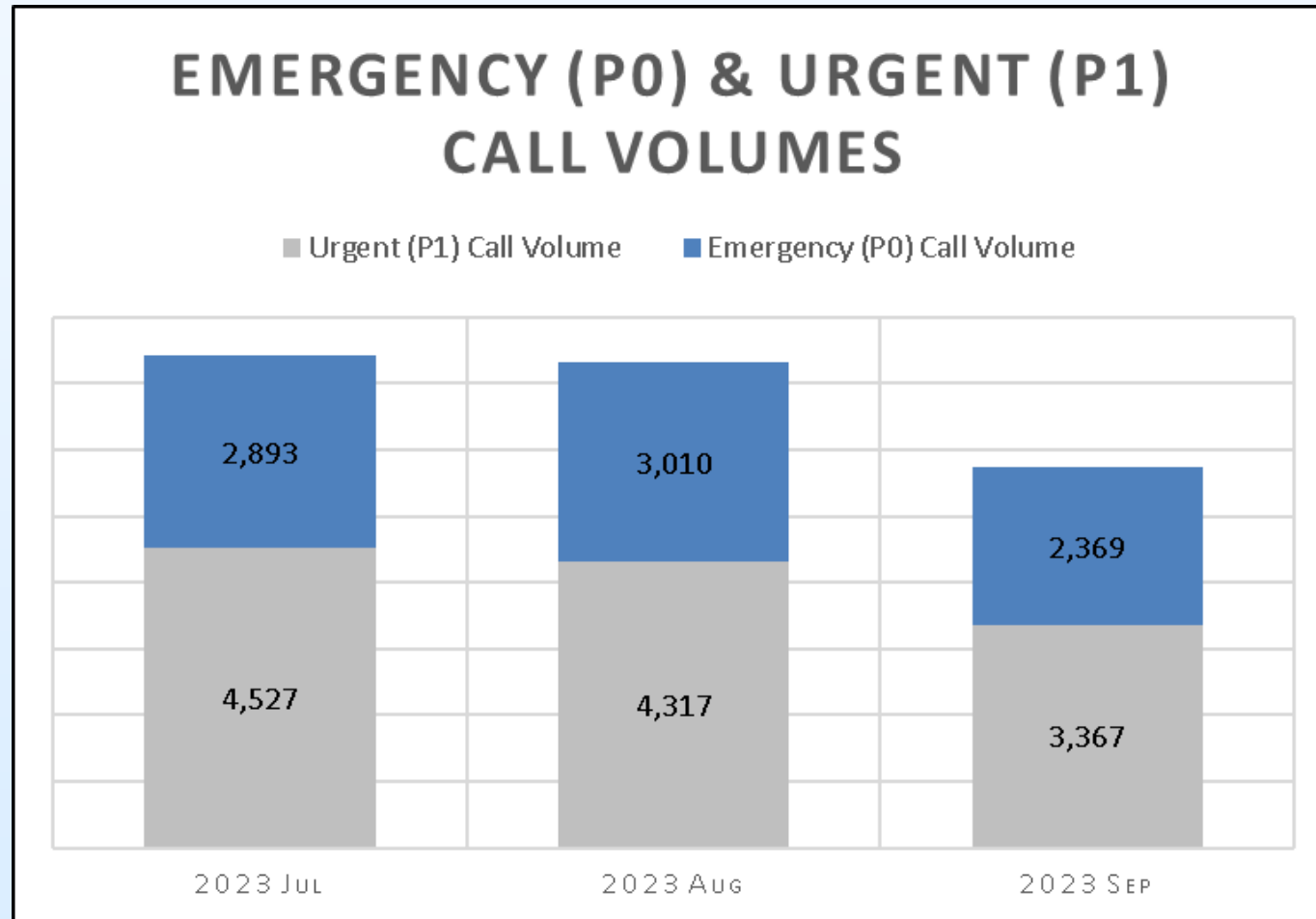
Council District 8		
Priority	Call Volume	Average Response Time
0	368	00:10:50
1	416	00:14:57
2	1,297	00:33:19
3	428	01:09:24
Totals	2,509	N/A

Council District 9		
Priority	Call Volume	Average Response Time
0	896	00:07:50
1	1,742	00:09:29
2	5,537	00:24:28
3	1,904	00:57:33
Totals	10,079	N/A

Council District 10		
Priority	Call Volume	Average Response Time
0	558	00:10:33
1	444	00:15:00
2	1,654	00:28:39
3	606	00:59:34
Totals	3,262	N/A



Emergency (P0) + Urgent (P1) Call Volume by Month Q4 FY 2023*



Sworn Staffing

Sworn Staffing Levels as of 09/25/2023:

- Authorized: 1,812
- Filled: 1,467
- Operational Vacancies: 345



Civilian Staffing

Civilian Staffing Levels as of 09/22/2023:

- Filled: 624 (including 77 cadets and 112 temps)
- Vacancies: 134 (includes 4 interns and 40 cadets)
- Total: 758



Civilian Emergency Communications Staffing

Staffing Levels as of 09/25/2023:

Position Title	Authorized Positions	Vacancies
911 Call Taker	104	32
Police Dispatcher	75	7
Dispatch Lead	14	2
Supervisor	12	4
Support Staff	18	0
Total	223	45

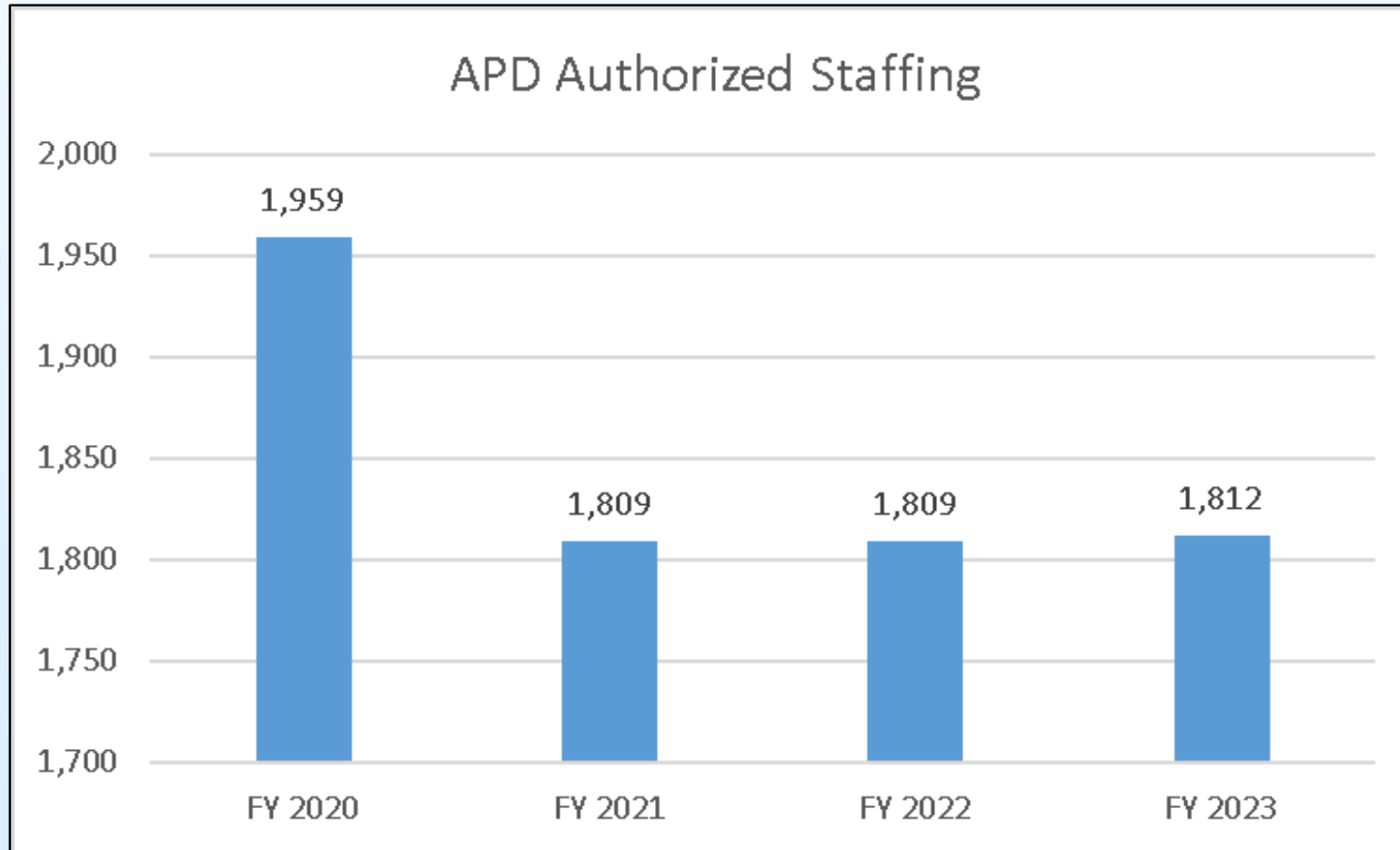


Cadet Classes: 2023 & 2024

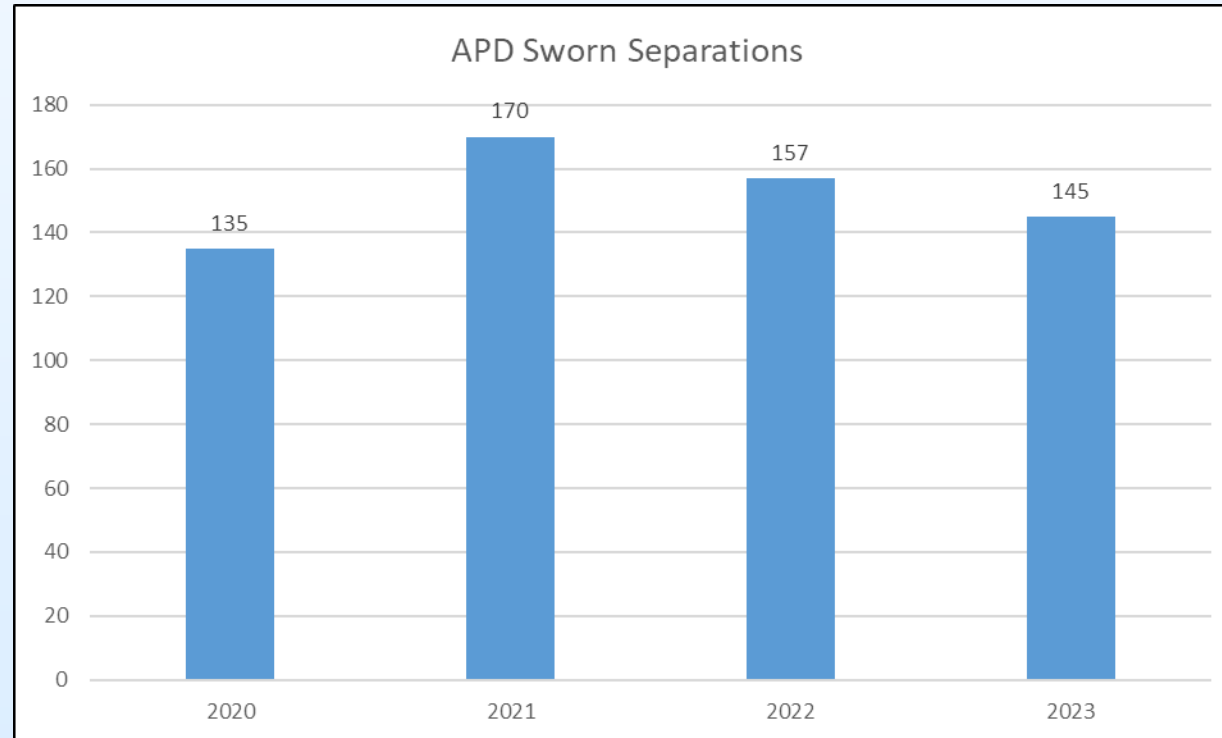
- **148th Cadet Class**
 - Started 1/30/2023 with 34 cadets.
 - Graduated 9/8/23 with 19.
- **149th Cadet Class**
 - Started 05/29/2023 with 34 cadets.
 - Currently 28 cadets. Graduation 12/29/23.
- **150th Cadet Class**
 - Blended into 151st Cadet Class
- **151st Cadet Class**
 - Started 9/11/23 with 49 cadets.
 - Currently 48 cadets. Graduation 4/19/24.
- **152nd Cadet Class**
 - Starts 2/12/24.
- **153rd Cadet Class**
 - Late summer 2024.



Sworn Authorization FY 2020 through FY 2023



Sworn Separation 2020 through 2023



Sworn Separation 2023

