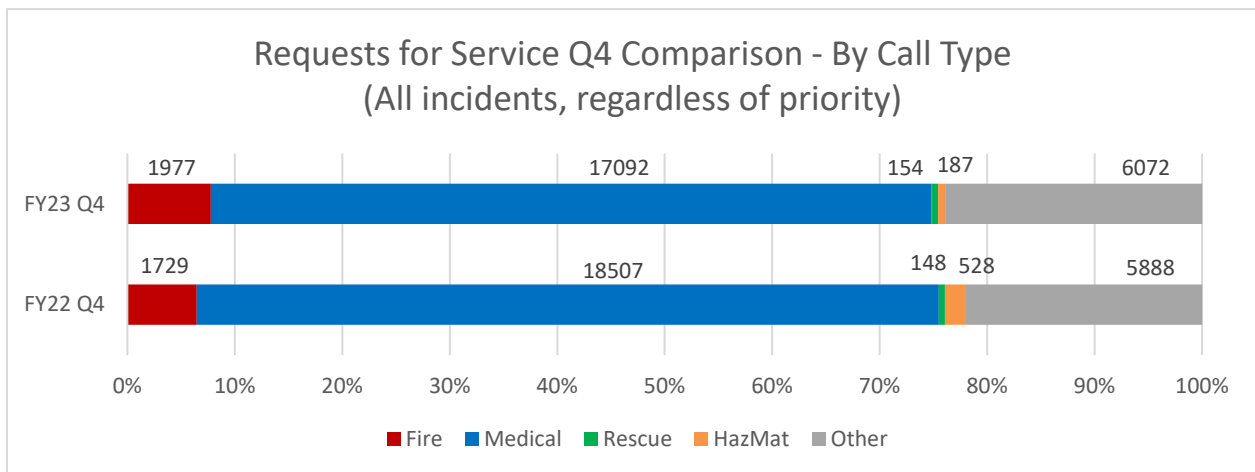
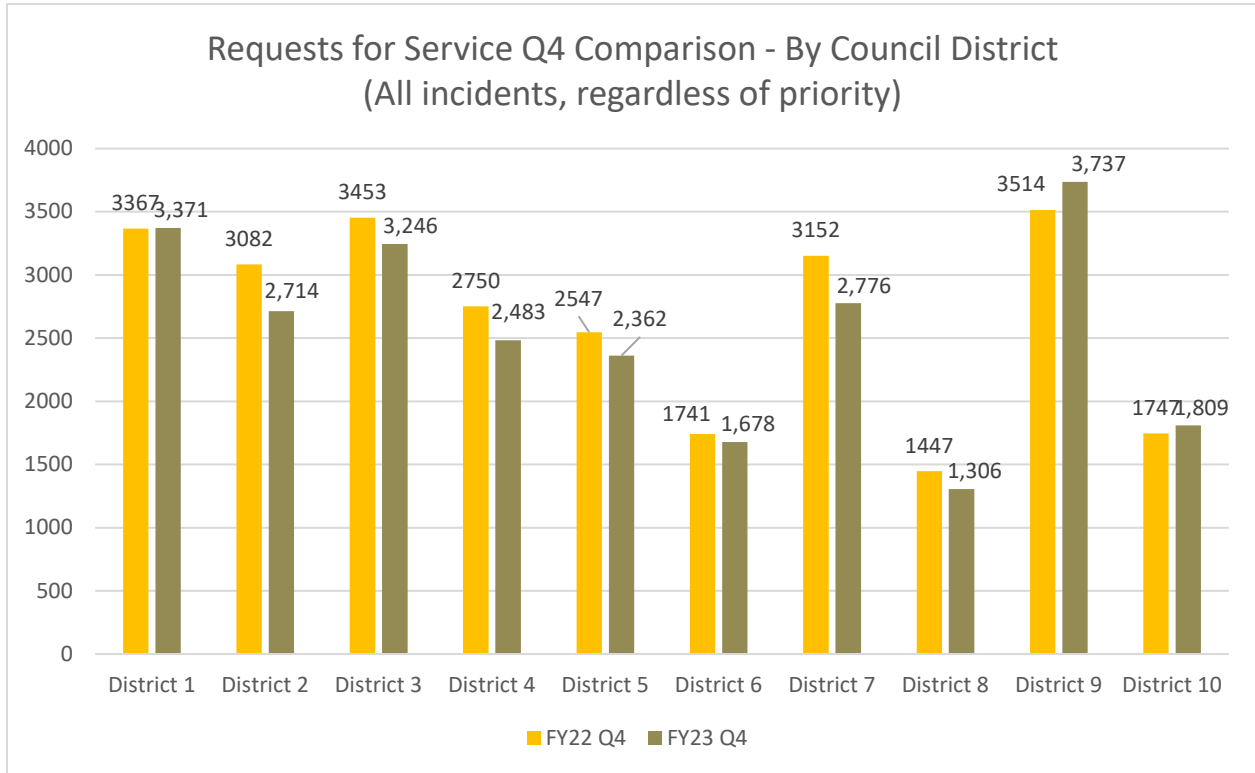
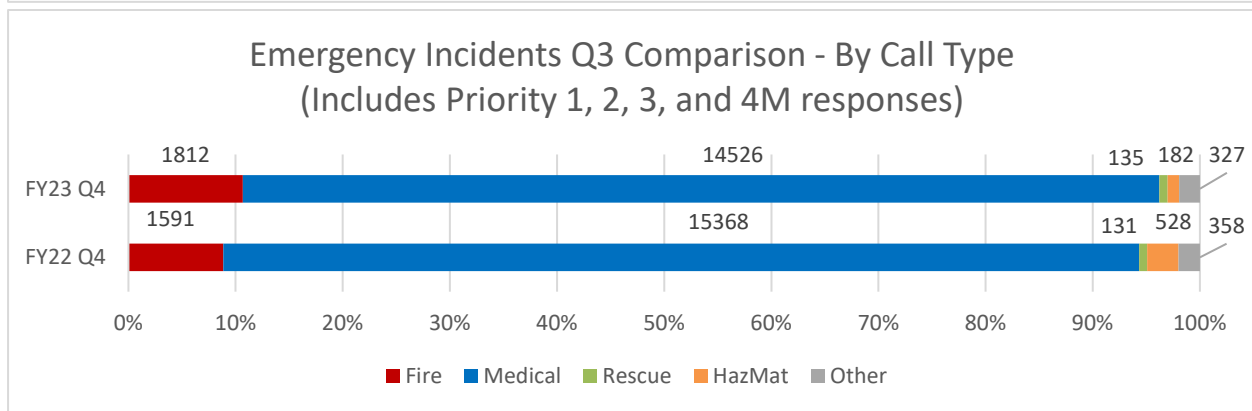
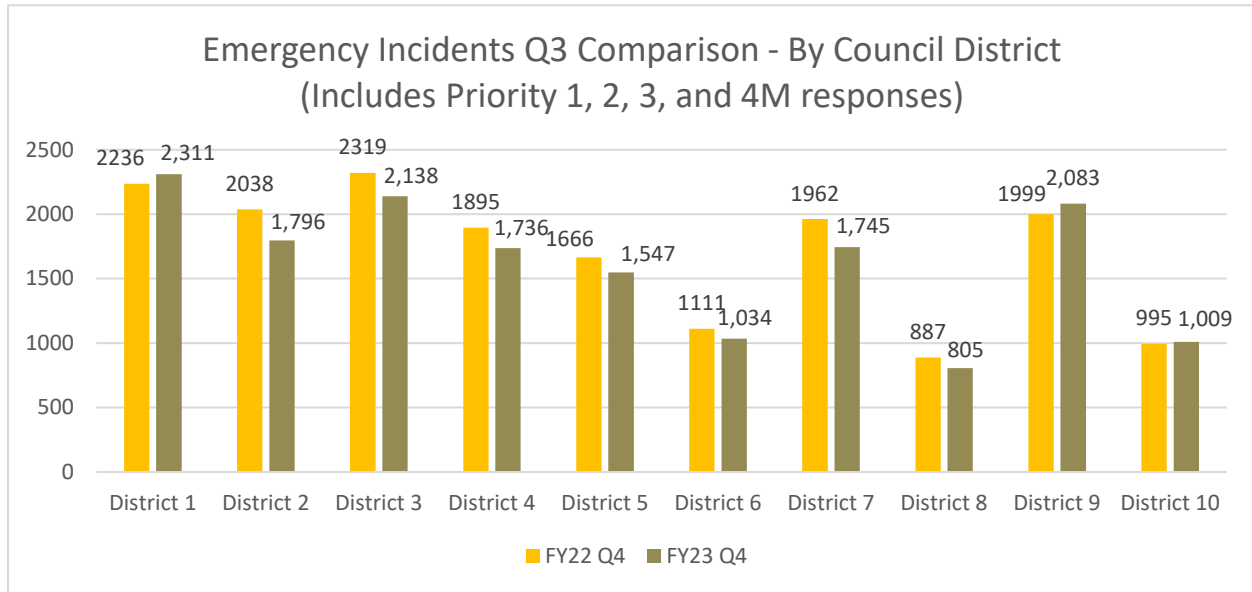




**Public Safety Commission  
 Austin Fire Department Quarterly Report  
 FY23 Q4 Data**

**Fire Operations**





	FY23 Q1		FY23 Q2		FY23 Q3		FY23 Q4	
	Response Time	Incidents	Response Time	Incidents	Response Time	Incidents	Response Time	Incidents
District 1	10:32	2,361	10:28	2,158	10:22	2,136	10:23	2,311
District 2	11:10	2,046	10:49	1,864	10:58	1,742	11:03	1,796
District 3	10:09	2,187	10:31	2,027	10:39	1,968	10:26	2,138
District 4	10:17	1,751	10:09	1,702	10:00	1,667	10:33	1,736
District 5	09:49	1,571	10:01	1,601	09:51	1,550	09:56	1,547
District 6	11:04	1,098	11:06	1,077	11:16	971	01:14	1,034
District 7	10:12	1,847	10:18	1,791	10:17	1,638	10:10	1,745
District 8	10:53	803	11:16	835	10:48	750	11:11	805
District 9	08:53	1,888	08:58	1,798	08:46	1,891	08:52	2,083
District 10	10:30	1,048	10:49	939	10:43	898	10:39	1,009

*\*Emergency incidents are Priorities 1, 2, 3, and 4M responses. Response times include emergency incidents only and are measured at the 90<sup>th</sup> percentile from the time of call receipt by AFD/ATCEMS Call Taker to the time that the first frontline unit arrives on-scene.*



### Overdose Response

In December 2021, all AFD personnel received hands on training for Naloxone administration and each unit received a stock of the medication.

	FY23 Q1	FY23 Q2	FY23 Q3	FY23 Q4
Total calls where Narcan was given	175	145	158	189
Number of times AFD administered or assisted	115	94	101	128
Patient improvement cases	134	118	113	139

### Investigations

*\*National clearance rate is 22%.*

Historic (past quarter) data may increase over time due to investigative work. Updated data is provided.

	FY23 Q1	FY23 Q2	FY23 Q3	FY23 Q4
Arson fires identified	37	81	45	54
Percent of arson fires cleared	54%	52%	47%	39%*
Arson fires cleared by arrest	15	23	14	17
Arson fires cleared by citation	5	19	7	4

\*Many of the Q4 cases are still being investigated. The % cleared will increase over the next few months

### Office of the Fire Marshal

The Compliance Engine (TCE) tracks compliance and non-compliance for all fire protection systems in commercial properties across the City of Austin. This allows AFD to track annual fire systems reports, deficiencies and repair reports and receive immediate notification of system impairments.

	FY23 Q1	FY23 Q2	FY23 Q3	FY23 Q4
Percentage of City of Austin fire system tracking for compliance and non-compliance	80%	81%	81%	83%

### Community Outreach

AFD's Free Smoke Alarm Program offers smoke alarms to homeowners that live in the City of Austin Fire Department's Jurisdiction and are in need of working smoke alarms. To participate, call: (512) 974-0299

	FY23 Q1	FY23 Q2	FY23 Q3	FY23 Q4
Number of smoke alarms installed	110	284	222	212

Community Outreach and firefighters provide vial "hands-on" fire extinguisher training and home safety awareness demonstrations.

	FY23 Q1	FY23 Q2	FY23 Q3	FY23 Q4
Training conducted by Community Outreach	8	13	19	19
Training conducted by firefighters	192	172	198	145

Red Angels, with Austin Community College's nursing program, provides "in-home" health wellness checks (blood pressure, glucose, temperature, heart rate) and conducts home hazard assessments.

	FY23 Q1	FY23 Q2	FY23 Q3	FY23 Q4
Red Angels Visits	38	41	29	53