



**REGULAR MEETING of the
AIRPORT ADVISORY COMMISSION (AAC)
January 10, 2024 3:00 PM
6310 WILHELMINA DELCO DR., ROOM 1405
AUSTIN, TEXAS 78752**

Some members of the Commission may be participating via videoconference.

Livestream of the meeting will be available at ATXN1
<https://www.austintexas.gov/watch-atxn-live>

Audio of the meeting will be available as an alternative to attending in person. Please email Ammie Calderon at ammie.calderon@flyaustin.com by Noon of the day of the meeting for dial-in details.

Public comment for general communication and for specific agenda items will be allowed in-person or remotely via telephone.

In person registration is available for speakers who sign up at the meeting location prior to the meeting being called to order. Registration to speak remotely is available for speakers who have provided an email to Ammie Calderon at ammie.calderon@flyaustin.com, no later than Noon of the day before the meeting.

CURRENT BOARD MEMBERS

Wendy Price Todd, Chair
Bakari Brock, Vice-Chair
Patrick Rose, Secretary

Raymond Young
Jeremy Hendricks
Jonathan Coon

Chad Ennis
Scott Madole
Doyle Valdez

Fang Fang
Jeff Eller

AGENDA

CALL TO ORDER

PUBLIC COMMUNICATION: GENERAL

Public communication for items not on the agenda.

The first 5 registered speakers will each be allowed a three minute allotment to address the Airport Advisory Commission on an item that is not posted on the agenda. Please see further instructions on registration above.

Public communication for items included in the agenda as a Discussion/Action item.

Registered speakers will each be allowed a three minute allotment to address the Airport Advisory

Commission on an item that is posted as a Discussion/Action item, but may not address the Airport Advisory Commission on an item posted as a Briefing. Please see further instructions on registration above.

APPROVAL OF MINUTES

1. Approve the minutes of the AAC regular meeting on December 13, 2023

STAFF BRIEFINGS

2. November 2023 Financial Results presented by Rajeev Thomas, Deputy Chief, Finance
3. Air Service Update provided by Jamy Kazanoff, AUS Air Service Development
4. Journey with AUS (AUS AEDP/Capital Improvement Program) Active Projects Update provided by Lyn Estabrook, Deputy Chief Development Officer, Planning and Development
5. Update on the Concourse B and Connector Project presented by Lyn Estabrook, Deputy Chief Development Officer, Planning and Development, and Robert Mercado, AUS Project Manager
6. Status of Department of Aviation Structure

DISCUSSION ITEMS

7. Review City Council action at the December 14, 2023 meeting – [Item 3] Authorize funding for the Section 481 Service Fee Agreement with U.S. Customs and Border Protection (CBP) for the reimbursement of CBP costs for additional or expanded services outside of CBP’s normal operating hours at Austin-Bergstrom International Airport, for an additional five years in an amount not to exceed \$1,500,000. *Approved on consent.*
8. Review City Council action at the December 14, 2023 meeting – [Item 13] Authorize negotiation and execution of three contracts for aviation information technology consultant services with the JW Group, Inc., Barich, Inc., and AECOM Technical Services, Inc., or one of the other qualified offerors, each for up to seven years for total contract amounts not to exceed \$31,500,000, divided among the contractors. [Note: This solicitation was reviewed for subcontracting opportunities in accordance with City Code Chapter 2-9B (Minority Owned and Women Owned Business Enterprise Procurement Program). For the services required for this solicitation, there were insufficient subcontracting opportunities; therefore, no subcontracting goals were established]. *Approved on consent.*
9. Review City Council action at the December 14, 2023 meeting – [Item 16] Approve a resolution finding that the use of the construction manager at risk method of contracting, as authorized by Subchapter F, Chapter 2269 of the Texas Government Code, is the project delivery method that

provides the best value to the City for the Concourse B and Tunnel System project as part of the Airport Expansion and Development Program. (Note: MBE/WBE goals will be established prior to issuance of this solicitation). *Approved on consent.*

10. Review City Council action at the December 14, 2023 meeting – [Item 19] Approve a resolution finding that the use of the construction manager at risk method of contracting, as authorized by Subchapter F, Chapter 2269 of the Texas Government Code, is the project delivery method that provides the best value to the City for the West Parking Garage-Lot B project as part of the Airport Expansion and Development Program. (Note: MBE/WBE goals will be established prior to issuance of this solicitation). *Approved on consent.*
11. Review City Council action at the December 14, 2023 meeting – [Item 31] Authorize an amendment to the contract for the Airport Expansion and Development Program Airfield Infrastructure project with RS&H, Inc., to increase the amount by \$12,700,000, for a revised total contract amount not to exceed \$20,700,000. [Note: This amendment will be executed in compliance with City Code Chapter 2-9A (Minority Owned and Women Owned Business Enterprise Procurement Program) and 49 CFR Part 26 Disadvantaged Business Enterprise Program (DBE)]. *Approved on consent.*
12. Review City Council action at the December 14, 2023 meeting – [Item 70] Approve a resolution directing the City Manager to include in the City’s State and Federal Legislative Agenda support for legislation related to drone use that enhances public safety, security, and quality of life. *Approved on consent.*

WORKING GROUP UPDATES

13. Update from the Acceleration Working Group
14. Update from the Opportunity Working Group

FUTURE AGENDA ITEMS

NEXT REGULAR MEETING

The next regular meeting of the AAC is currently scheduled for Wednesday, February 14, 2024.

ADJOURNMENT

The City of Austin is committed to compliance with the Americans with Disabilities Act. Reasonable modifications and equal access to communications will be provided upon request. Meeting locations are planned with wheelchair access. If requiring Sign Language Interpreters or alternative formats, please give notice at least 2 days before the meeting date. Please call Ammie Calderon, Aviation Department, at (512) 530-6605 for additional information; TTY users route through Relay Texas at 711.

For more information on the Airport Advisory Commission, please contact Tracy Thompson at tracy.thompson@flyaustin.com.



AIRPORT ADVISORY COMMISSION

ITEM 1 - APPROVAL OF MINUTES

December 13, 2023 Regular Meeting



**AIRPORT ADVISORY COMMISSION (AAC)
REGULAR MEETING
MINUTES
DECEMBER 13, 2023**

The Airport Advisory Commission convened in a regular meeting on December 13, 2023 at 6310 Wilhelmina Delco Dr. Room 1405 Austin, Texas.

Chair Wendy Todd called the regular meeting to order at 3:03 p.m.

Commissioners in Attendance:

Wendy Price Todd, Chair Jeff Eller
Patrick Rose, Secretary
Chad Ennis
Scott Madole

Commissioners in Attendance Remotely:

Jonathan Coon Fang Fang
Jeremy Hendricks Doyle Valdez
Bakari Brock

Commissioners Absent:

Raymond Young

PUBLIC COMMUNICATION: GENERAL

APPROVAL OF MINUTES

1. Approve the minutes of the regular AAC meeting on November 8, 2023.

The minutes from the meeting of November 8, 2023 were approved on Commissioner

Ennis' motion and Commissioner Eller seconds on an 8-0-0-3. Commissioners Brock, Rose, and Young were absent at this vote.

STAFF BRIEFINGS

2. October 2023 Financial Results presented by Rajeev Thomas, Deputy Chief, Finance.
3. Air Service Update provided by Jamy Kazanoff, AUS Air Service Development.
4. Journey with AUS (AUS AEDP/Capital Improvement Program) Active Projects Update provided by Lyn Estabrook, Division Manager, Planning and Development.
5. Briefing on the Small and Minority Business Resources Department (SMBR) goal-setting process presented by Edward Campos, SMBR Director, and Felecia Shaw, Acting Assistant Director
6. Introduction to Ramp Control and Efforts Towards Implementation presented by Loren Lintner, Acting Deputy Chief of Operations

DISCUSSION/ACTION ITEMS

7. Authorize negotiation and execution of three contracts for Aviation information technology consultant services with the The JW Group, Inc., Barich, Inc., and AECOM Technical Services, Inc., or one of the other qualified offerors, each for up to seven years for total contract amounts not to exceed \$31,500,000, divided among the contractors. [Note: This solicitation was reviewed for subcontracting opportunities in accordance with City Code Chapter 2- 9B (Minority Owned and Women Owned Business Enterprise Procurement Program). For the services required for this solicitation, there were insufficient subcontracting opportunities; therefore, no subcontracting goals were established].

A motion to approve was made by Commissioner Eller; Commissioner Rose seconded. Motion passed on a 10-0-0-1 vote. Commissioner Young was absent at this vote.

8. Approve an amendment to a contract for the AEDP Airfield Infrastructure project with RS&H Inc. to increase the amount by \$12,700,000, for a revised total contract amount not to exceed \$20,700,000. [Note: This Contract will be awarded in compliance with 49 CFR Part 26 DBE Procurement Program by Meeting goals with 6.15% DBE participation].

A motion to approve was made by Commissioner Ennis; Commissioner Eller seconded. Motion passed on a 10-0-0-1 vote. Commissioner Young was absent at this vote.

9. Approve a resolution finding that the use of the Construction Manager at Risk method of contracting, as authorized by Subchapter F, Chapter 2269 of the Texas Government Code, is the project delivery method that provides the best value to the City for the Concourse B and Tunnel System project as part of the Airport Expansion and Development Program. (Note: MBE/WBE goals will be established prior to issuance of this solicitation).

A motion to approve was made by Commissioner Brock; Commissioner Ennis seconded. Motion passed on a 10-0-0-1 vote. Commissioner Young was absent at this vote.

10. Approve a resolution finding the use of the Construction Manager at Risk method of contracting, as authorized by Subchapter F, Chapter 2269 of the Texas Government Code, is the project delivery method that provides the best value to the City for the West Parking Garage-Lot B Project as part of the Airport Expansion and Development Program. (Note: MBE/WBE goals will be established prior to issuance of this solicitation).

A motion to approve was made by Commissioner Ennis; Commissioner Madole seconded. Motion passed on a 10-0-0-1 vote. Commissioner Young was absent at this vote.

DISCUSSION ITEMS

11. Review City Council action at the November 9, 2023 meeting – [Item 13] Authorize negotiation and execution of two contracts for generator maintenance, repair, and rental with Clifford Power Systems Inc. and Aggreko Holdings Inc., d/b/a Aggreko LLC, each for up to 62 months, for total contract amounts not to exceed \$3,250,000, divided between the contractors. [Note: This procurement was reviewed for subcontracting opportunities in accordance with City Code Chapter 2-9B (Minority Owned and Women Owned Business Enterprise Procurement Program). For the services required for this procurement, there were no subcontracting opportunities; therefore, no subcontracting goals were established]. *Approved on consent.*
12. Review City Council action at the November 9, 2023 meeting – [Item 55] Approve a resolution regarding operations at the Austin-Bergstrom International Airport and urging the Federal Aviation Administration to take immediate action to improve the safety of travelers. *Approved on consent.*
13. Review City Council action at the November 30, 2023 meeting – [Item 49] Approve a resolution finding the use of the construction manager at risk method of contracting, as

authorized by Subchapter F, Chapter 2269 of the Texas Government Code, is the project delivery method that provides the best value to the City for the utility infrastructure project as part of the Airport Expansion and Development Program (Note: MBE/WBE goals will be established prior to issuance of this solicitation). *Approved on consent.*

WORKING GROUP UPDATES

14. Update from the Acceleration Working Group
15. Update from the Opportunity Working Group

FUTURE AGENDA ITEMS

- Vision Zero Update

NEXT REGULAR MEETING

The next regular meeting of the AAC is scheduled for Wednesday, January 10, 2024.

ADJOURNMENT

Chair Wendy Price Todd adjourned the meeting at 4:22 p.m. without objection.

The City of Austin is committed to compliance with the Americans with Disabilities Act. Reasonable modifications and equal access to communications will be provided upon request. Meeting locations are planned with wheelchair access. If requiring Sign Language Interpreters or alternative formats, please give notice at least 2 days before the meeting date. Please call Ammie Calderon, Aviation Department, at (512) 530-6605 for additional information; TTY users route through Relay Texas at 711.

For more information on the Airport Advisory Commission, please contact Tracy Thompson at tracy.thompson@flyaustin.com.



AIRPORT ADVISORY COMMISSION

ITEM 2 – STAFF BRIEFINGS

November 2023 Financial Results presented by
Rajeev Thomas, Airport Chief Financial Officer.



MEMORANDUM

TO: Airport Advisory Commissioners
FROM: Rajeev Thomas, Chief Financial Officer, Aviation Department
DATE: January 10, 2024
SUBJECT: Austin-Bergstrom International Airport (AUS) Update

November 2023 Financial Results

Passenger traffic totaled 1,911,494 in November 2023, an increase of 3.6% compared to November 2022. Average daily departures have increased from 257 in November 2022 to 271 in November 2023, an increase of 14 daily departures or 5.5%.

Table #1	FY 2024 November	FY 2023 November	Variance Fav (Unfav)	FY 2024 YTD	FY 2023 YTD	YTD Variance Fav (Unfav)
Enplanements	957,892	925,533	3.5%	1,971,591	1,922,252	2.6%
Landing Weights	1,171,506,498	1,116,041,855	5.0%	2,429,023,748	2,295,191,755	5.8%
Cargo Tonnage	12,206	12,524	(2.5%)	24,069	25,967	(7.3%)
Operating Revenue	\$26,033,130	\$22,603,193	\$3,429,937	\$54,611,936	\$46,627,198	\$7,984,738
Airport OPEX	\$13,381,378	\$8,788,932	(\$4,592,446)	\$24,229,343	\$16,667,821	(\$7,561,523)
Total Requirements	\$20,170,613	\$14,701,117	(\$5,469,497)	\$37,810,666	\$28,494,959	(\$9,315,708)
Net Income Before Federal Relief	\$5,862,517	\$7,902,076	(\$2,039,559)	\$16,801,270	\$18,132,239	(\$1,330,969)
Federal Relief Reimbursement	\$0	\$763,237	(\$763,237)	\$0	\$1,486,196	(\$1,486,196)
Net Income After Federal Relief	\$5,862,517	\$8,665,313	(\$2,802,796)	\$16,801,270	\$19,618,435	(\$2,817,165)

Table #1 illustrates November 2023's enplanements totaled 957,892, 3.5% higher than November 2022. Landing weights totaled 1.17 billion pounds in November 2023 representing an increase of 5.0% compared to November 2022. Cargo volume totaled 12,206 tons in November 2023 representing a decrease of 2.5% compared to November 2022. The decline in cargo volume is the result of year over year declines in mail cargo and tonnage carried from major cargo carriers

November 2023 operating revenue totals \$26.0M, an increase of 15.2% or \$3.4M compared to November 2022. The increase in operating revenue results from increased passenger traffic and updated airline rates for FY24. November 2023 operating revenue is composed of 47.0% airline revenue, 51.5% non-airline revenue, and 1.5% interest income.

Airport operating expenses totaled \$13.4M for the month, an increase of 52.3% or \$4.6M compared to November 2022. The increase in operating expenses results from higher personnel costs from increased headcount and wage adjustments, and contractual costs including parking services, consulting contracts, and baggage handling system maintenance. Additionally, November 2023 expense include gainsharing payments whereas in FY23 these payments posted in December 2022. Because of the increase in operating revenues, AUS reported a \$5.9M surplus in

November 2023 compared to a surplus of \$7.9M (before federal relief funding) in November 2022.

Fiscal Year 2024 Financial Results

FY2024 Year to Date (YTD) Operating Revenue totals \$54.6M compared to \$46.6M in FY2023, a 17.1% increase. Airport Operating Expenses totaled \$24.2M YTD in FY2024 compared to \$16.7M in FY2023, a 45.4% increase. Net income before federal relief funding totals \$16.8M YTD in FY2024, below FY2023 net income before federal relief of \$18.1M.

Table #2	FY 2024 Approved Budget - Seasonalized	FY 2024 YTD	Budget vs. YTD Variance \$ Fav (Unfav)	Budget vs. YTD Variance % Fav (Unfav)
Operating Revenue	\$48,792,264	\$54,611,936	\$5,819,672	11.9%
Airport OPEX	\$22,815,345	\$24,229,343	(\$1,413,998)	(6.2%)
Total Requirements	\$36,388,482	\$37,810,666	(\$1,422,185)	(3.9%)
Net Income Before Debt Service	\$22,637,157	\$27,034,644	\$4,397,487	19.4%
Net Income Before Federal Relief	\$12,403,783	\$16,801,270	\$4,397,487	35.5%
Federal Relief Reimbursement	\$0	\$0	\$0	0.0%
Net Income After Federal Relief	\$12,403,783	\$16,801,270	\$4,397,487	35.5%

Through November 2023, AUS delivered favorable YTD financial performance compared to FY2024 budget on a seasonalized basis due to increased operating revenues. As presented in Table #2, FY2024 revenues exceed budgeted revenues by 11.9% or \$5.8M. Airport operating expenses are 6.2% or \$1.4M above budgeted expenses due to higher personnel costs from increased headcount compared to expectations. Before federal relief, AUS reports net income of \$16.8M, which exceeds the seasonalized budget estimate by 35.5% or \$4.4M.

Attachments: November 2023 - AAC Financial Report

CITY OF AUSTIN
AUSTIN-BERGSTROM INTERNATIONAL AIRPORT
Airport Operating Fund 5070
Income Statement - For Internal Use Only
Fiscal Year to Date for 2 Month(s) ended November 30, 2023

	FY 2024	Budget		Y-T-D to Budget	
	Budget	Seasonalized 2 month(s)	Year to Date w/ Accruals	Variance Fav (Unfav)	% Variance Fav (Unfav)
REVENUE					
AIRLINE REVENUE					
Landing Fees	47,227,041	8,301,701	9,325,457	1,023,755	12.3%
Terminal Rental & Other Fees	91,892,750	16,007,640	15,457,060	(550,579)	(3.4%)
TOTAL AIRLINE REVENUE	139,119,791	24,309,341	24,782,517	473,176	1.9%
NON-AIRLINE REVENUE					
Parking	67,567,206	11,049,981	12,715,733	1,665,752	15.1%
Ground Transportation for Hire	8,940,600	1,343,654	1,994,093	650,439	48.4%
Rental Cars	20,911,887	3,860,798	4,317,909	457,111	11.8%
Food & Beverage	16,357,880	2,654,819	3,540,673	885,853	33.4%
Retail	6,920,612	1,128,880	1,261,108	132,228	11.7%
Advertising	4,906,850	845,918	1,145,612	299,694	35.4%
Other Concessions, Rentals & Fees	21,992,777	3,183,700	3,977,287	793,587	24.9%
TOTAL NON-AIRLINE REVENUE	147,597,812	24,067,750	28,952,414	4,884,664	20.3%
Interest Income	2,491,042	415,174	877,005	461,832	111.2%
TOTAL REVENUE	289,208,645	48,792,264	54,611,936	5,819,672	11.9%
OPERATING REQUIREMENTS					
Fac Mgmt, Ops and Airport Security	85,176,445	13,051,503	14,515,208	(1,463,704)	(11.2%)
Airport Planning and Development	8,161,976	1,177,301	1,115,455	61,846	5.3%
Support Services	46,218,424	6,393,540	5,816,390	577,150	9.0%
Business Services	14,238,156	2,193,000	2,782,290	(589,290)	(26.9%)
TOTAL OPERATING EXPENSES	153,795,001	22,815,345	24,229,343	(1,413,998)	(6.2%)
Debt Service					
2013 Prosperity Bank Loan	5,414,978	901,603	901,603	0	0.0%
2014 Bond Issuance	7,077,844	1,179,641	1,179,641	0	0.0%
2017 Bond Issuance	10,034,715	1,672,453	1,672,453	0	0.0%
2019 Refunding Bonds	14,366,313	2,403,010	2,403,010	0	0.0%
2019 New Money	17,724,531	2,953,490	2,953,490	0	0.0%
2022 New Money	12,016,000	1,123,178	1,123,178	0	0.0%
TOTAL Net Debt Service	66,634,383	10,233,374	10,233,374	0	0.0%
OTHER REQUIREMENTS					
Workers' Compensation	619,900	103,317	103,317	0	0.0%
Citywide Administrative Support	6,654,530	1,109,088	1,109,088	0	0.0%
Communications & Technology Mgmt	2,154,703	359,117	359,117	0	0.0%
Accrued Payroll	202,049	33,675	33,675	0	0.0%
27th Payroll	0	0	0	0	N/A
Additional Retirement Contribution	3,773,716	580,572	580,572	0	0.0%
Operating Reserve	4,670,043	778,341	786,527	(8,186)	(1.1%)
CTECC	527,737	87,956	87,956	0	0.0%
Trunked Radio Allocation	457,471	76,245	76,245	0	0.0%
Public Works Capital Projects Mgmt Fund	1,268,713	211,452	211,452	0	0.0%
Compensation Adjustment	16,359	0	0	0	N/A
TOTAL OTHER REQUIREMENTS	20,345,221	3,339,763	3,347,949	(8,186)	(0.2%)
TOTAL REQUIREMENTS	240,774,605	36,388,482	37,810,666	(1,422,185)	(3.9%)
EXCESS (DEFICIT) OF TOTAL AVAILABLE FUNDS OVER TOTAL REQUIREMENTS	48,434,040	12,403,783	16,801,270	4,397,487	35.5%
Federal Relief Reimbursement (Parking)	0	0	0	0	N/A
Federal Relief Reimbursement (Debt Service)	0	0	0	0	N/A
TOTAL FEDERAL RELIEF REIMBURSEMENT	0	0	0	0	N/A
EXCESS (DEFICIT) OF TOTAL AFTER FEDERAL RELIEF	48,434,040	12,403,783	16,801,270	4,397,487	35.5%

Note: Columns may not add to totals shown because of rounding

**CITY OF AUSTIN
AUSTIN-BERGSTROM INTERNATIONAL AIRPORT
INCOME STATEMENT COMPARISON THIS YEAR VS. LAST YEAR**

	This month - This Year vs. Last Year FY24 (Nov 23) vs FY23 (Nov 22)				Fiscal YTD - This Year vs. Last Year FY24 (Oct 23 - Nov 23) vs FY23 (Oct 22 - Nov 22)			
	FY24 Nov-23	FY23 Nov-22	Fav (Unfav) \$ Variance	Fav (Unfav) % Variance	FY24 YTD Nov-23	FY23 YTD Nov-22	Fav (Unfav) \$ Variance	Fav (Unfav) % Variance
<u>Airline Revenue</u>								
Landing Fees	4,486,177	3,882,009	604,168	15.6%	9,325,457	7,927,483	1,397,974	17.6%
Terminal Rental & Other Fees	7,748,213	6,142,952	1,605,260	26.1%	15,457,060	12,441,065	3,015,995	24.2%
Total Airline Revenue	12,234,390	10,024,961	2,209,428	22.0%	24,782,517	20,368,548	4,413,969	21.7%
<u>Non-Airline Revenue</u>								
Parking	5,953,542	5,393,087	560,455	10.4%	12,715,733	11,223,219	1,492,514	13.3%
Ground Transportation for Hire	950,074	832,000	118,074	14.2%	1,994,093	1,790,117	203,976	11.4%
Rental Cars	1,952,899	1,952,803	97	0.0%	4,317,909	4,218,272	99,636	2.4%
Food & Beverage	1,692,874	1,470,985	221,889	15.1%	3,540,673	3,074,200	466,473	15.2%
Retail	540,320	584,564	(44,244)	(7.6%)	1,261,108	1,328,508	(67,400)	(5.1%)
Advertising	392,883	434,545	(41,662)	(9.6%)	1,145,612	1,086,012	59,599	5.5%
Other Concessions, Rentals & Fees	1,928,338	1,723,388	204,950	11.9%	3,977,287	3,139,713	837,574	26.7%
Total Non-Airline Revenue	13,410,930	12,391,373	1,019,557	8.2%	28,952,414	25,860,042	3,092,372	12.0%
Interest Income	387,810	186,858	200,952	107.5%	877,005	398,608	478,397	120.0%
Total Operating Revenue	26,033,130	22,603,193	3,429,937	15.2%	54,611,936	46,627,198	7,984,738	17.1%
<u>Operating Requirements</u>								
Fac Mgmt, Ops and Airport Security	8,091,913	4,783,722	(3,308,191)	(69.2%)	14,515,208	9,360,464	(5,154,744)	(55.1%)
Airport Planning and Developmen	618,941	715,147	96,206	13.5%	1,115,455	1,055,960	(59,495)	(5.6%)
Support Services	3,263,040	2,283,896	(979,144)	(42.9%)	5,816,390	4,292,247	(1,524,143)	(35.5%)
Business Services	1,407,484	1,006,167	(401,317)	(39.9%)	2,782,290	1,959,150	(823,140)	(42.0%)
Total Operating Expense	13,381,378	8,788,932	(4,592,446)	(52.3%)	24,229,343	16,667,821	(7,561,523)	(45.4%)
<u>Debt Service</u>								
2013 Prosperity Bank Loan	450,980	450,797	(183)	(0.0%)	901,603	901,768	165	0.0%
2014 Bond Issuance	589,820	589,820	0	0.0%	1,179,641	1,179,641	0	0.0%
2017 Bond Issuance	836,226	836,226	0	0.0%	1,672,453	1,672,453	0	0.0%
2019 Refunding Bonds	1,199,780	1,206,361	6,581	0.5%	2,403,010	2,415,701	12,690	0.5%
2019 New Money	1,476,865	1,476,323	(542)	(0.0%)	2,953,490	2,952,344	(1,146)	(0.0%)
2022 New Money	561,589	9,614	(551,975)	(5741.6%)	1,123,178	19,146	(1,104,031)	(5766.3%)
Total Debt Service	5,115,261	4,569,141	(546,119)	(12.0%)	10,233,374	9,141,052	(1,092,322)	(11.9%)
<u>Other Requirements</u>								
Workers' Compensation	51,658	38,955	(12,704)	(32.6%)	103,317	77,909	(25,407)	(32.6%)
Citywide Administrative Support	554,544	555,489	945	0.2%	1,109,088	1,110,978	1,889	0.2%
Communications & Technology Mgmt	179,559	144,843	(34,715)	(24.0%)	359,117	289,687	(69,431)	(24.0%)
Accrued Payroll	16,837	15,996	(842)	(5.3%)	33,675	31,991	(1,684)	(5.3%)
Additional Retirement Contributor	290,286	0	(290,286)	N/A	580,572	0	(580,572)	N/A
Operating Reserve	393,263	379,949	(13,314)	(3.5%)	786,527	759,898	(26,629)	(3.5%)
CTECC	43,978	38,755	(5,223)	(13.5%)	87,956	77,510	(10,446)	(13.5%)
Trunked Radio Allocation	38,123	37,730	(392)	(1.0%)	76,245	75,461	(784)	(1.0%)
Public Works Capital Projects Mgmt Fund	105,726	131,326	25,600	19.5%	211,452	262,653	51,201	19.5%
Total Other Requirements	1,673,974	1,343,043	(330,931)	(24.6%)	3,347,949	2,686,086	(661,863)	(24.6%)
Total Requirements	20,170,613	14,701,117	(5,469,497)	(37.2%)	37,810,666	28,494,959	(9,315,708)	(32.7%)
SURPLUS (DEFICIT) OF TOTAL AVAILABLE FUNDS OVER TOTAL REQUIREMENTS	5,862,517	7,902,076	(2,039,559)	(25.8%)	16,801,270	18,132,239	(1,330,969)	(7.3%)
Federal Relief Reimbursement (Parking)	0	(763,237)	(763,237)	(100.0%)	0	(1,486,196)	(1,486,196)	(100.0%)
Federal Relief Reimbursement (Debt Service)	0	0	0	N/A	0	0	0	N/A
Total Federal Relief	0	(763,237)	(763,237)	(100.0%)	0	(1,486,196)	(1,486,196)	(100.0%)
TOTAL SURPLUS (DEFICIT) AFTER FEDERAL RELIEF	5,862,517	8,665,313	(2,802,796)	(32.3%)	\$ 16,801,270	\$ 19,618,435	\$ (2,817,165)	(14.4%)

Note: Columns may not add to totals shown because of rounding



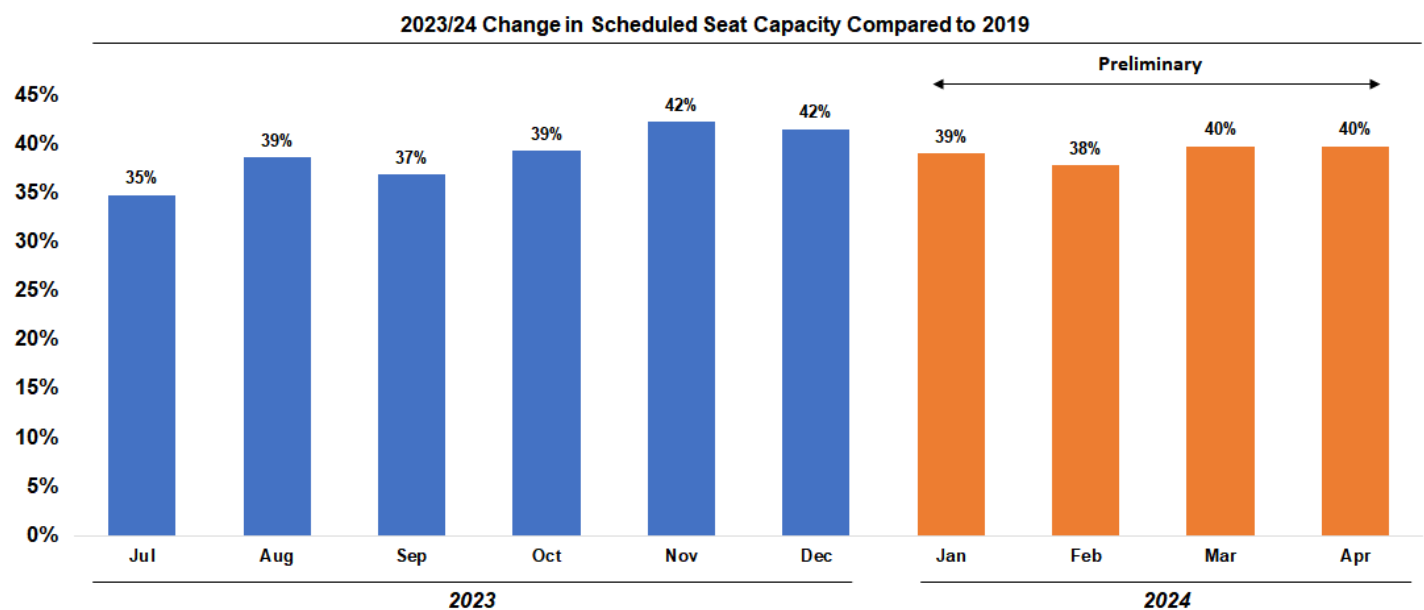
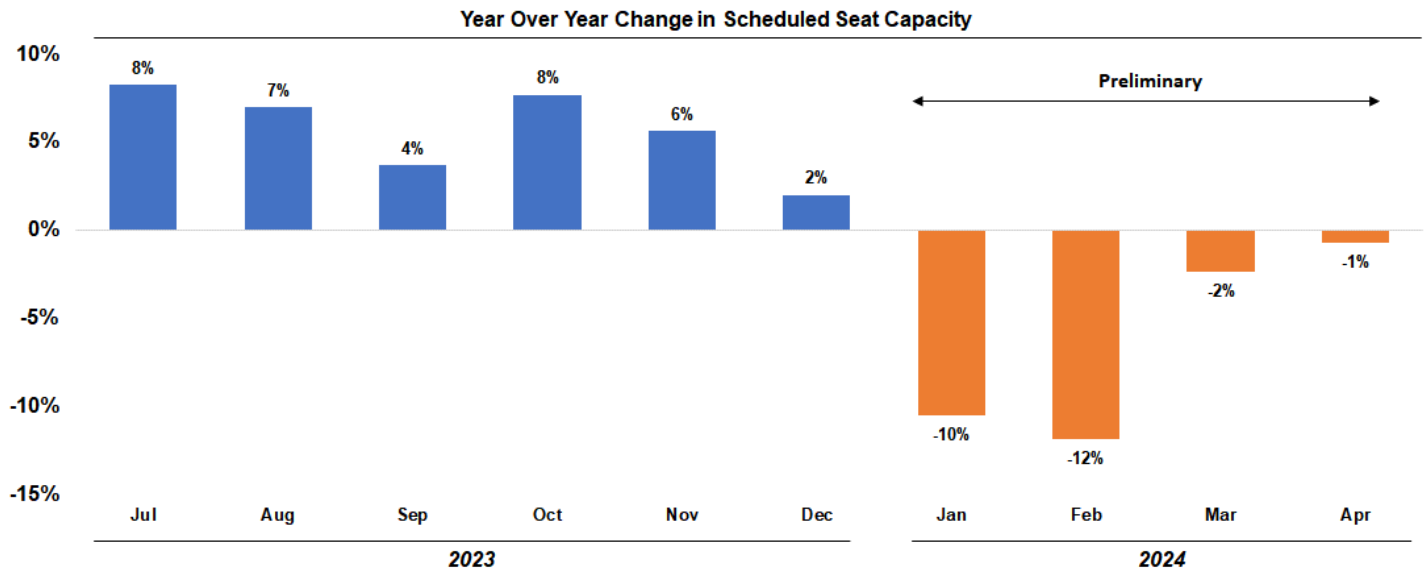
AIRPORT ADVISORY COMMISSION

ITEM 3 – STAFF BRIEFINGS

Air Service Update presented by Jamy Kazanoff, Air Service Development.

January 2024 Air Service Snapshot

AUS monthly seat comparisons, July '23 – April '24, compared to previous year (chart one) and compared to 2019 (pre-Covid) (chart two):



Highlights of recent air service announcements/developments include:

- **Aeromexico** upgauged MEX service from 99-seat E190 to 160-seat B737-800 eff. June 21 '24
- **Air Canada** will resume service to YVR on May 1 '24 with 3/Wk; added 4th weekly YVR for June 6-Oct 25; upgauged YYZ from 137-seat A220-300 to 169-seat B737-MAX8 from June 15 – Sept 2; will start new nonstop service to YUL eff. May 3 '24 with 4 weekly flights on A220-300 (137 seats)
- **Alaska** dropped plans for seasonal BOI service from May 16 – Aug 19; market is now discontinued; suspended SJC from Mar 14 – April 1 and from April 12 – May 15

- **Allegiant** extended schedules for May 15 '24 – Aug. 13 '24 and will serve 18 markets; new 2/Wk service to EUG starts May 31 '24
- **American** added 3 roundtrips to AGS in April for the Masters and 2 roundtrips to SDF in May for the Kentucky Derby.
 - AA summary of 2024 service pulldown:
 - ABQ, ELP, IAD & TPA – last flight Feb. 14
 - BZN – service dropped for Feb. 17 – Mar. 30, no other service filed except 3 departures in Dec/Jan '23
 - CVG, JAX & MEM– service will not resume on Feb. 15 as planned (already cut Jan. 8-Feb. 14), last flight Jan. 7
 - CZM – last flight Jan. 6
 - EGE – last flight Feb. 10 instead of Mar. 17
 - LIR – last flight April 2
 - MBJ – all service dropped for March and June-August
 - MCI, OKC & SMF– last flight Feb. 12
 - NAS – will operate in Mar. but April-Aug. flights dropped
 - PUJ – last flight Mar. 30
 - PVR – last flight April 3
 - RNO – will resume May 6 instead of Feb. 15 (already cut Jan. 8-Feb. 14)
 - RSW – last flight Feb. 14 instead of May 5
 - TUL – service will not resume on Feb. 15 as planned (already cut Nov. 4 '23 -Feb. 14 '24), last op. Nov. 3 '23
 - VPS - will not operate June-Sept.
 - Reductions eff. February: BNA 3x→1x; BOS 2x→1x; IND 2x→1x; LAS 2x→1x; MCO 2x→1x; MSY 3x→1x; RDU 3x→1x
- **Delta** DL will add BNA 3x MAF 3x & MFE 3x eff. April '24, also DL increases CVG 1x→2x & RDU 2x→3 same day—DL's April '24 expansion adds 11 flights (20% increase in capacity)
- **Frontier** extended schedules for April 10-Aug 12 and will serve DEN 1x LAS 5/Wk
- **JetBlue** increased FLL frequencies in March from 31→37
- **KLM** will use the 318-seat B787-10 for April 1 – June 1 instead of 275-seat B787-9 (16% increase)
- **Lufthansa** will bring back the B787-9 (294 seats) on Jan. 15 '24 and will increase service to 5/Wk on June 5 '24
- **Southwest** Saturday only service to SJU starts Mar 9 '24; reductions for Jan 8 '24 – Mar 6 '24: M/Th/F reduced 12x from 114x→102x, Tu/W reduced 10x from 100x→90x, Sa flat at 64x, Sun reduced 9x from 102x→93x; extended schedules for June 4 '24 – Aug. 4 '24 with YOY increase to BUR, CUN, DEN, MCO, PHX, SMF, TPA; BOS service returns; DAL, FLL & STL slightly reduced ; no VPS service in '24; extended schedules for Aug 5-Oct 2; will reduce from 118 peak day (Mon/Thur/Fri) trips in June to 111 trips in August schedule with seasonal reductions in primarily leisure destinations
- **Spirit** revised schedules for Jan 10 '24 – Feb 13 '24 and will serve FLL 1x LAS 4/Wk MCO 4/Wk (no EWR or LAX service); extended schedules for May 8 – Aug 6 and will serve EWR 1x FLL 1x LAS 1x LAX 1x MCO 1x
- **Virgin Atlantic** last day of LHR operation is Jan. 7 '24
- **VivaAerobus** will start new MTY service eff. Mar. 22 '24 with 4/Wk; upgauged MTY in May from 186-seat A320 to 240-seat A321
- **WestJet** will resume YYC service on Apr 28 '24
- **January '24 v January '23 (down 5 destinations):**
 - + destinations: OMA, PIT, PTY & RSW
 - – destinations: BZN, CZM, JAX, MBJ, MEM, MTJ, MTY, NAS & RNO

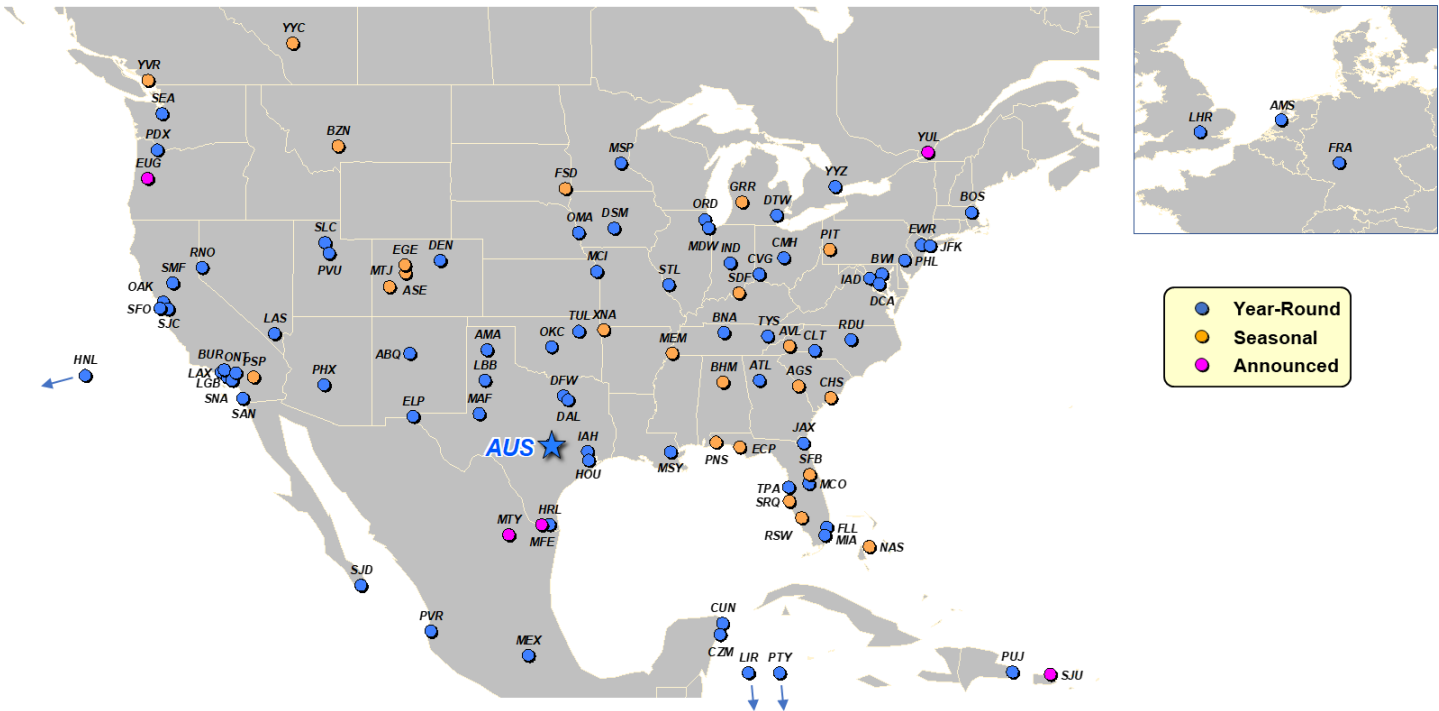
New AUS Nonstop Service for 2024:

Destination	Airline	Start Date	Type	Other Airlines Serving the Route
San Juan, PR (SJU)	Southwest	3/9/24	Seasonal	New Route
Monterrey, Mexico (MTY)	VivaAerobus	3/22/24	Year-round	New Route
McAllen, TX (MFE)	Delta	4/22/24	Year-round	New Route
Midland/Odessa, TX (MAF)	Delta	4/22/24	Year-round	Southwest
Nashville, TN (BNA)	Delta	4/22/24	Year-round	American & Southwest
Montreal, Canada (YUL)	Air Canada	5/3/24	Seasonal	New Route
Eugene, OR (EUG)	Allegiant	5/31/24	Seasonal	New Route
Boston, MA (BOS)	Southwest	6/8/24	Seasonal	American, Delta & JetBlue

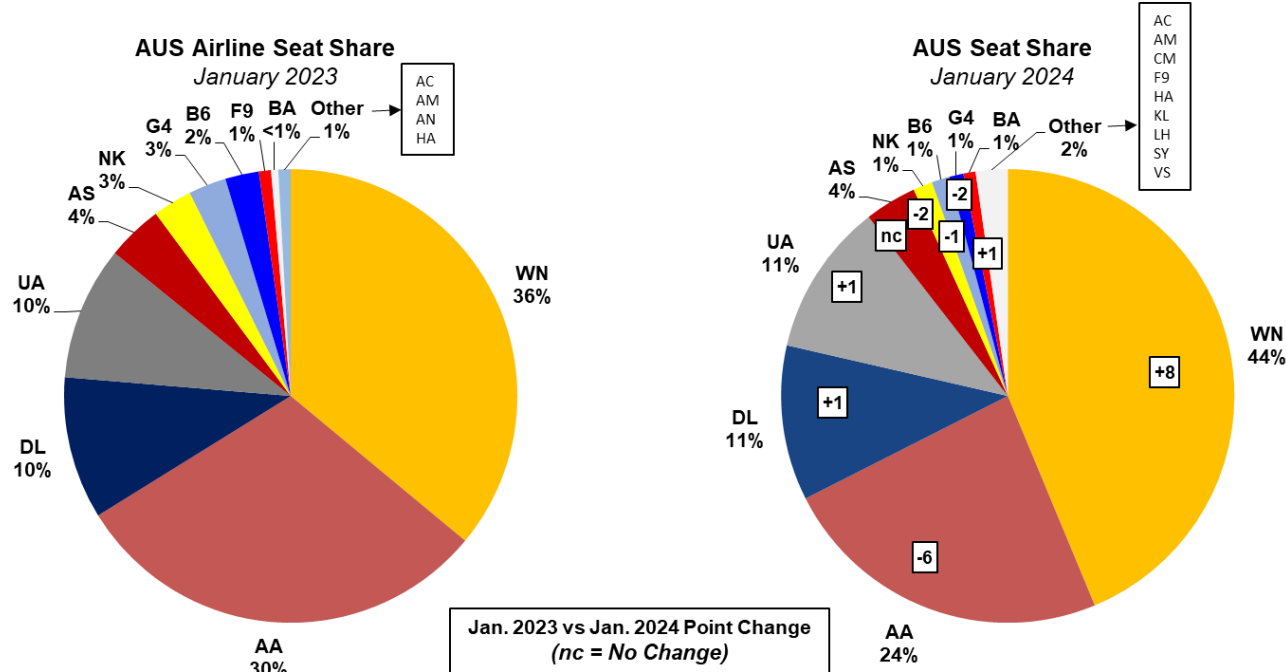
January 2024 v. 2023 air service comparison:

Average Daily	January 2023	January 2024	Change	Change %
Nonstop Destinations	79	74	-5	-6%
Carriers	16	17	+1	+6%
Nonstop Departures	251	223	-28	-11%
Nonstop Seat Departures	37,609	33,673	+3,936	-10%
Average Seats/Aircraft	150	151	+1	+1%

Current AUS air service:



January 2024 v. 2023 carrier seat share comparison:

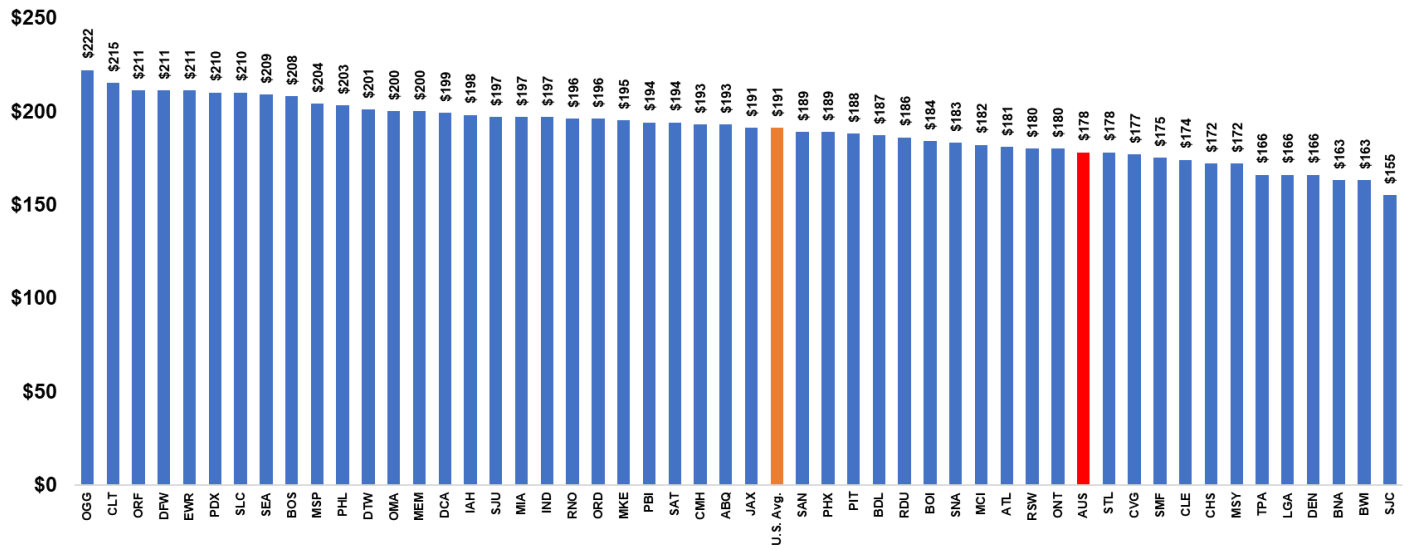


Based on U.S. DOT O&D Passenger Survey, Cirium, *FM Traffic* and ABIA statistics: 17.4% of ABIA passengers in Q2 2023 were connecting. Top Q2 2023 domestic and international AUS connecting markets were:

Domestic		International	
Market	Carrier	Market	Carrier
Las Vegas (LAS) - Orlando (MCO)	Southwest	Nashville (BNA) - Cancun (CUN)	Southwest
Orlando (MCO) - San Jose (SJC)	Southwest	Chicago-Midway (MDW) - Cancun (CUN)	Southwest
Orlando (MCO) - San Diego (SAN)	Southwest	Dallas-Love (DAL) - Cancun (CUN)	Southwest
Orlando (MCO) - Oklahoma City (OKC)	Southwest	Las Vegas (LAS) - Cancun (CUN)	Southwest
Orlando (MCO) - Sacramento (SMF)	Southwest	San Jose (SJC) - Cancun (CUN)	Southwest
New Orleans (MSY) - San Diego (SAN)	Southwest	Sacramento (SMF) - Cancun (CUN)	Southwest
Dallas-Love (DAL) - Harlingen (HRL)	Southwest	Denver (DEN) - Cancun (CUN)	Southwest
Orlando (MCO) - Phoenix (PHX)	American	Dallas-Love (DAL) - Los Cabos (SJD)	Southwest
Jacksonville (JAX) - Phoenix (PHX)	American	Kansas City (MCI) - Cancun (CUN)	Southwest
Nashville (BNA) - San Diego (SAN)	Southwest	Las Vegas (LAS) - Cancun (CUN)	American

One-Way Domestic Fares for U.S. Medium & Large Hub Airports

(Source: U.S. DOT, O&D Survey, YE Q2 2023):



List of AUS Airline Codes:

AA	American Airlines	G4	Allegiant Air
AC	Air Canada	HA	Hawaiian Airlines
AM	Aeromexico	KL	KLM-Royal Dutch Airlines
AN	Advanced Air	LH	Lufthansa German Airlines
AS	Alaska Airlines	NK	Spirit Airlines
B6	JetBlue Airways	SY	Sun Country Airlines
BA	British Airways	UA	United Airlines
CM	Copa Airlines	VS	Virgin Atlantic Airways
DL	Delta Air Lines	WN	Southwest Airlines
F9	Frontier Airlines Inc.	WS	WestJet

List of AUS Airport Codes:

ABQ	Albuquerque, NM	MEM	Memphis, TN
AMA	Amarillo, TX	MEX	Mexico City, Mexico
AMS	Amsterdam, Netherlands	MFE	McAllen, TX
ANC	Anchorage	MIA	Miami, FL
ATL	Atlanta, GA	MKE	Milwaukee, WI
AVL	Asheville, NC	MSP	Minneapolis/St. Paul, MN
BDL	Hartford, CT	MSY	New Orleans, LA
BHM	Birmingham, AL	MTY	Monterrey, Mexico
BNA	Nashville, TN	NAS	Nassau, Bahamas
BOI	Boise, ID	OAK	Oakland, CA
BOS	Boston, MA	OGG	Kahului – Maui, HI
BUR	Burbank, CA	OKC	Oklahoma City, OK
BWI	Baltimore, MD	OMA	Omaha, NE

CHS	Charleston, SC	ONT	Ontario, CA
CLE	Cleveland, OH	ORD	Chicago O'Hare, IL
CLT	Charlotte, NC	ORF	Norfolk, VA
CMH	Columbus, OH	PBI	Palm Beach, FL
CUN	Cancun, Mexico	PDX	Portland, OR
CVG	Cincinnati, OH	PHL	Philadelphia, PA
CZM	Cozumel, Mexico	PHX	Phoenix, AZ
DAL	Dallas, TX	PIT	Pittsburgh, PA
DCA	Washington Reagan, DC	PSP	Palm Springs, CA
DEN	Denver, CO	PUJ	Punta Cana, Dominican Rep.
DFW	Dallas/Ft. Worth, TX	PTY	Panama City, Panama
DSM	Des Moines, IA	PVR	Puerto Vallarta, Mexico
DTW	Detroit, MI	PVU	Provo, UT
ECP	Panama City, FL	RDU	Raleigh-Durham, NC
ELP	El Paso, TX	RNO	Reno, NV
EUG	Eugene, OR	RSW	Ft. Myers, FL
EWR	Newark, NJ	SAF	Santa Fe, NM
FLL	Ft. Lauderdale, FL	SAN	San Diego, CA
FRA	Frankfurt, Germany	SAT	San Antonio, TX
FSD	Sioux Falls, SD	SDF	Louisville, KY
GRR	Grand Rapids, MI	SEA	Seattle, WA
HNL	Honolulu, HI	SFB	Sanford, FL
HOU	Houston Hobby, TX	SFO	San Francisco, CA
HRL	Harlingen, TX	SGF	Springfield, MO
IAD	Washington Dulles, DC	SJC	San Jose, CA
IAH	Houston Intercontinental, TX	SJD	San Jose del Cabo, Mexico
IND	Indianapolis, IN	SJU	San Juan, Puerto Rico
JAX	Jacksonville, FL	SLC	Salt Lake City, UT
JFK	New York JFK, NY	SMF	Sacramento, CA
LAS	Las Vegas, NV	SNA	Orange County, CA
LAX	Los Angeles, CA	SRQ	Sarasota, FL
LBB	Lubbock, TX	STL	St. Louis, MO
LGA	New York – LaGuardia, NY	TPA	Tampa, FL
LGB	Long Beach, CA	TSM	Taos
LHR	London, UK	TUL	Tulsa, OK
LIR	Liberia, Costa Rica	TYS	Knoxville, TN
MAF	Midland/Odessa, TX	VPS	Valparaiso, FL
MBJ	Montego Bay, Jamaica	XNA	Fayetteville, AR
MCI	Kansas City, MO	YUL	Montreal, Canada
MCO	Orlando, FL	YVR	Vancouver, Canada
MDW	Chicago Midway, IL	YYC	Calgary, Canada
		YYZ	Toronto, Canada



AIRPORT ADVISORY COMMISSION

ITEM 4 – STAFF BRIEFINGS

Journey with AUS AEDP/Capital Improvement Program) Active Projects Update provided by Lyn Estabrook, Division Manager, Planning and Development.

Airport Expansion and Development Program (AEDP) Active Projects Update

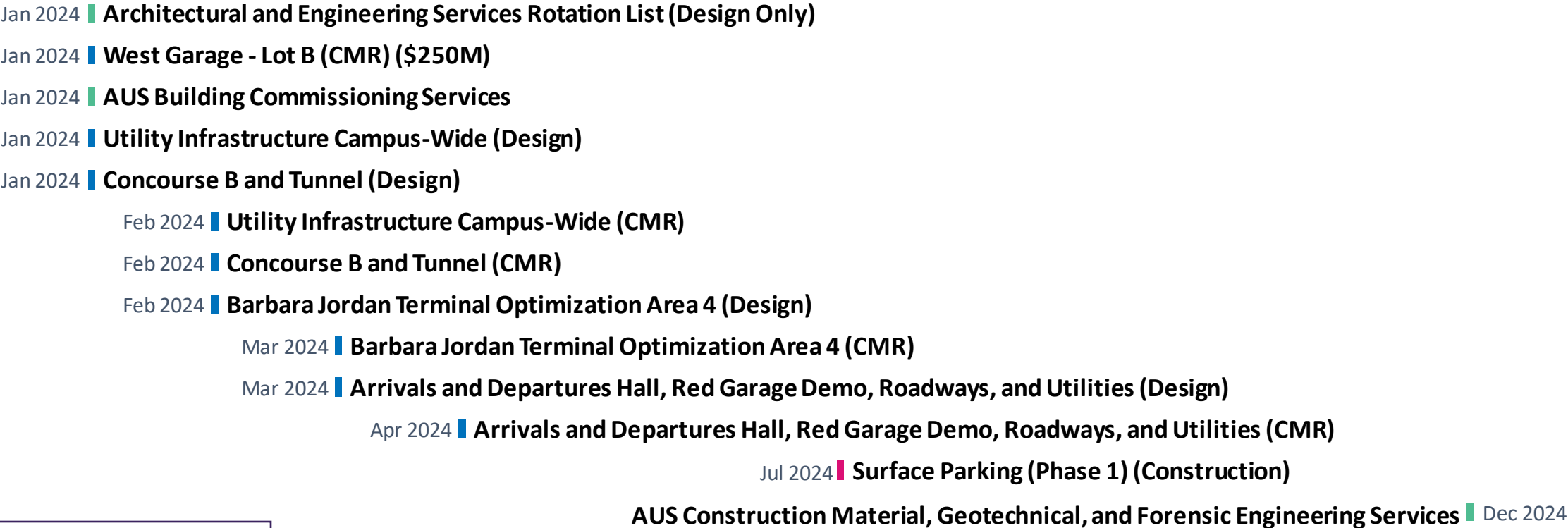
Airport Advisory Commission, January 2024

Lyn Estabrook – Deputy Chief Development Officer



12-Month Procurement Schedule

Anticipated advertisement dates



LEGEND

■

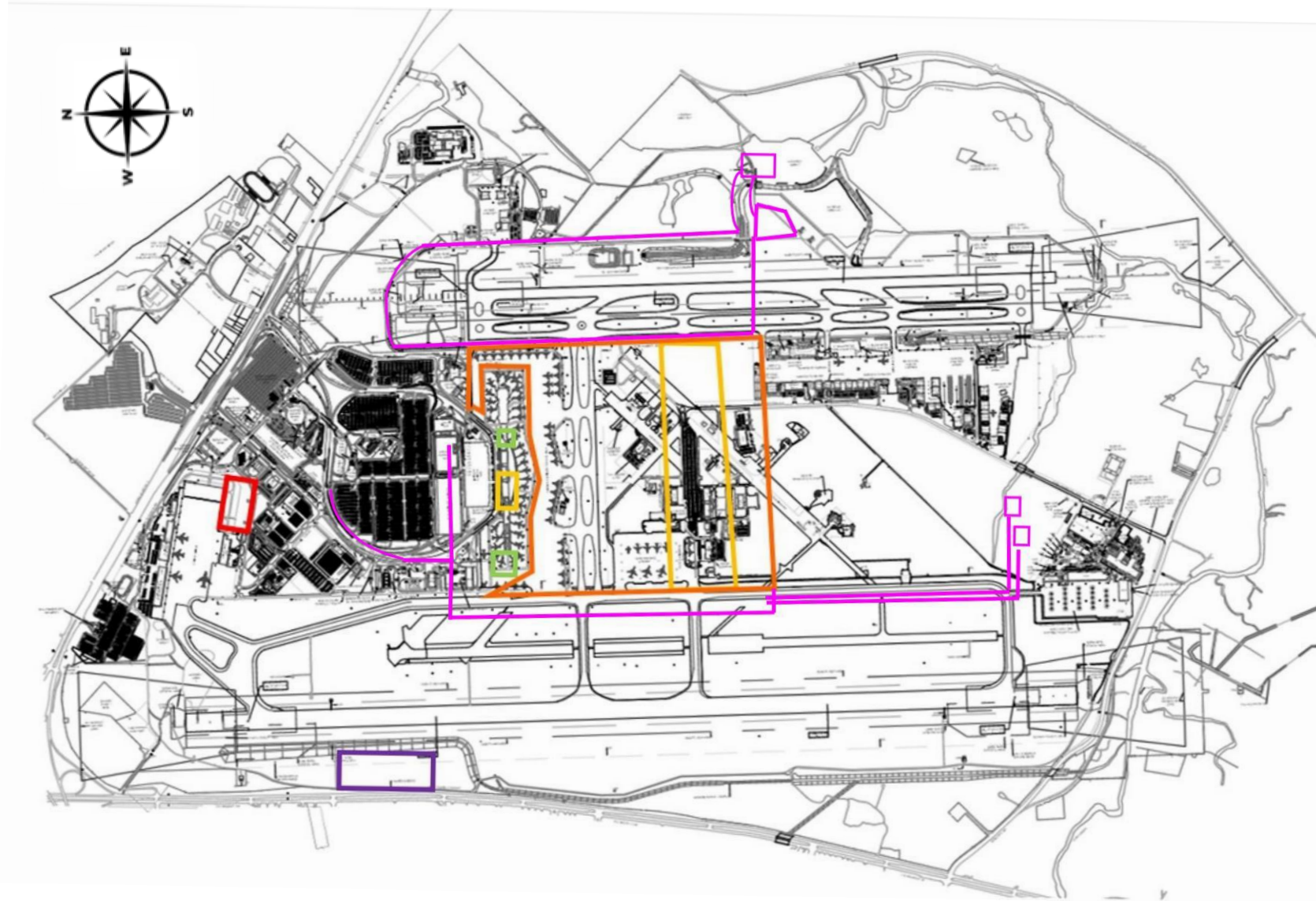
Request for Qualifications

■

Alternative Delivery Method

■

Invitation for Bid



LEGEND

- **AEDP Airfield Infrastructure – Midfield Taxiways**
- **AEDP Building Demolition (locations shown on slide)**
- **Cargo Development East**
- **West Gates Expansion / Gate 13**
- **Midfield Investigations & Vehicle Checkpoints**
- **Existing Terminal Baggage Handling System Upgrades**
- **AUS Fuel Facility Phase 2 (Tenant led, AUS Fuels Project)**
- **Utility Infrastructure Campus-Wide UICW**

Midfield Investigations and Vehicle Checkpoints

Champion Sponsor – Towanda Cordon
Project Manager – Torrey Henson
Project number – 6000.121

Description: This project will expand guard-shacks at two vehicle Checkpoints, Alpha and Charlie, to allow efficient and secure access to the Aircraft Operations Area. Additionally, this project includes scope to investigate the locations for midfield taxiways. Technical investigations of the airfield includes surveys, geotechnical borings, and other site investigations.

Risk	Mitigation
Checkpoints A & C Design underway. The Aircraft Operations Area must remain secure. All activities remain operational during construction phase.	Work with project teams and stakeholders prior to construction beginning. Provide alternative routes to access the Aircraft Operations Area and increase security awareness to contractors during construction phase.

Status: The design for both Checkpoints Alpha and Charlie have been completed and approved by AUS as of Nov 20. Consultant is currently making final revisions to Project manual and will submit to CoA Quality Review Office for final review within the coming weeks. Submission for a COA permit is currently underway; the permit request was submitted late last month.

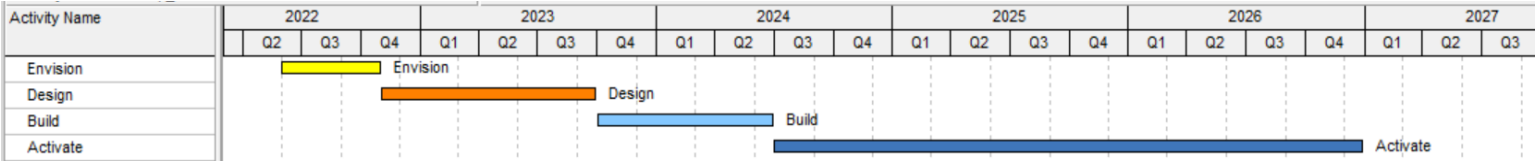


%MWBE:
Design: 73%
Construction: TBD %

Delivery Methods:
Design: Corgan
Construction: DBB

Project Budget:
Spend-To-Date: \$2,783,706
Obligated: \$3,188,436
Total Budget: \$6,300,000

Project Schedule:



AEDP Airfield Infrastructure - Midfield Taxiways

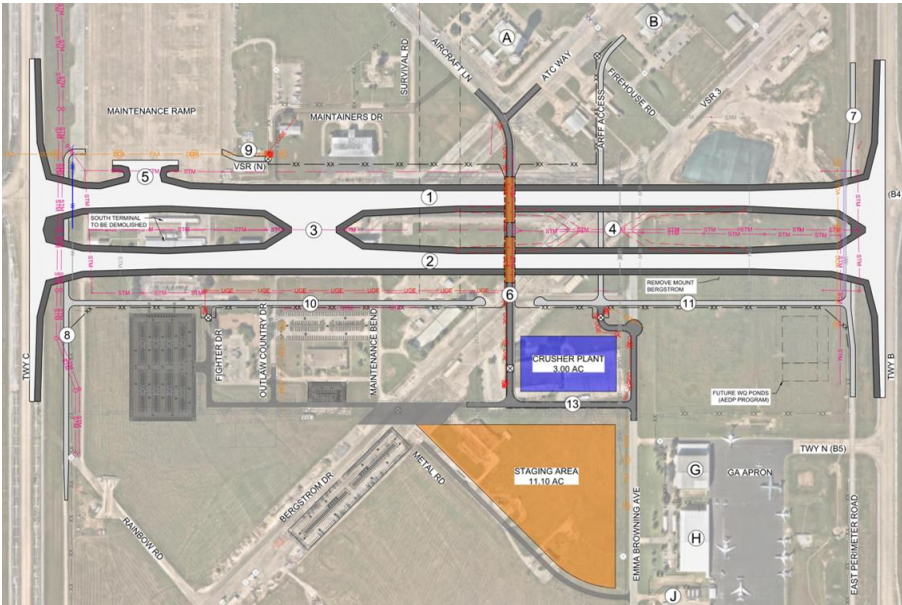
Champion Sponsor – Lyn Estabrook
Project Manager – Ellen Brunjes-Brandt
Project number – 13188.003

Description: Design and construct two parallel Midfield Taxiways with connectors and access to the maintenance ramp. The project includes bridges for vehicle access to the midfield, utility relocation, drainage improvements, demolition of existing pavements and infrastructure, new fencing, service roads and modifications to Emma Browning Rd

Other Notes: This project will provide connectivity between the east and west side of the airport when the existing midfield taxiways are removed to build a second concourse.

Risk	Mitigation
Relocation of Austin Energy Service Line to South Terminal to enable Bridge construction.	Early Submission of Electrical Service 9/22/23

- Status:**
- Preliminary Design Phase – Complete
 - 30% Design Phase - Complete
 - 60% Design ongoing
 - Design Package 1: December 22, 2023 – Review Underway
 - Design Package 2: January 29, 2024
 - RCA to increase Design and Construction Phase services from \$8M to \$20.7M on December 13, 2023
 - RCA for additional construction authority – March 2024
 - RCA for FAA Reimbursable Agreement – February 2024




%MWBE:
Design: 17%
Construction: 11.12%

Delivery Methods:
Design: RS&H
Construction: Construction;
Construction Manager At Risk
(CMAR): Austin Bridge and
Road

Project Budget:
Spent To Date: \$5,171,758
Obligated: \$9,423,176
Total Budget: \$323,757,200

Project Schedule:



AEDP Airfield Infrastructure – Utility Infrastructure Campus-Wide (UICW)

Champion Sponsor – Brian Long
AUS Project Manager – Ellen Brunjes-Brandt
Project number – 13307.001

Description – The Utility Infrastructure Campus-Wide (UICW) project involves the expansion or enhancement of existing and newly proposed utilities to meet the growing demands of the airport. The project encompasses utility systems including reclaimed water, storm drainage, water quality pond/deicing pond, detention pond, hydronic piping (chilled and hot water), AUS medium voltage electrical power distribution center, duct bank and electrical distribution system, redundant electrical duct banks, information technology/telecommunications duct banks, and other utility extensions that may be identified as the AEDP program progress and their seamless coordination with other AEDP facilities projects.

Other Notes: This is an enabling project for AEDP Program specifically Concourse B, AD Hall, and Central Utility Plant Relocation Projects

Risk	Mitigation
Unforeseen Underground UTL	Include Survey in the design scope

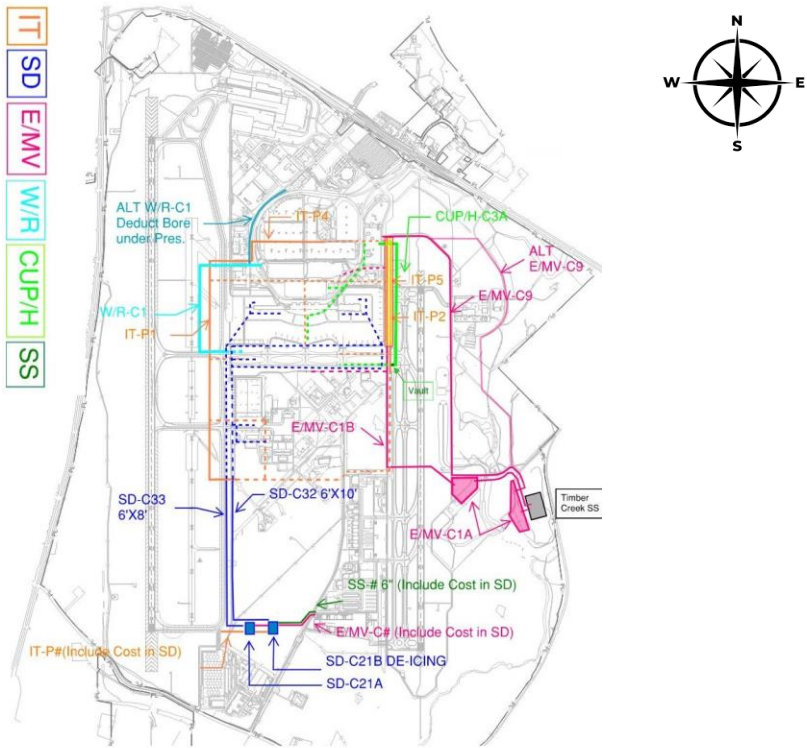
Status:

- Utility Infrastructure Campus-Wide (Designer) Solicitation **Jan24**
- Utility Infrastructure Campus-Wide (CMR) Solicitation **Feb24**
- Concourse B & AD Hall Utility Scoping Coordination

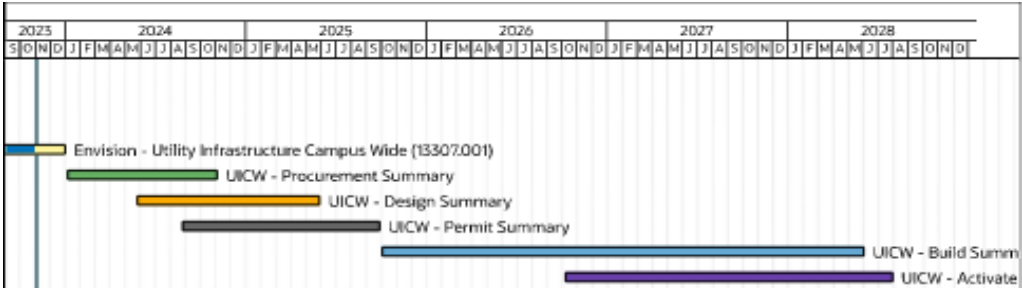
%MWBE:
Design: TBD%
Construction: TBD%

Delivery Methods:
Design: TBD
Construction: Construction;
Construction Manager At Risk
(CMR): TBD

Project Budget:
Spent To Date: \$0
Obligated: \$0
Total forecast Budget:
\$164M



Project Schedule:



AEDP Airfield Infrastructure- Central Utility Plant (CUP)

Champion Sponsor – Brian Long
Project Manager – Carol Stewart
Project number – 13307.002

Description: Description: Design, construct and commission a new, appropriately sized CUP and associated Thermal Energy Storage (TES) utilizing current efficiency technology, equipment, and operational processes to provide reliable, redundant and resilient service for the existing and future AUS cooling and heating loads.

Risk	Mitigation
Changing program will require update of load calculations	Monitor size of programmed buildings

- Status:**
- Deadline for submitting questions **02Jan24**
 - Progressive Design Build Responses **Due 12Jan24 2:00 PM**



%DBE:

Design: 8.21%

Construction: TBD%

Delivery Methods:

Design: Design Build


Construction: Design Build

Project Budget:

Spent To Date: \$0

Obligated: \$485,000

Total Budget: \$170M



West Garage – Lot B

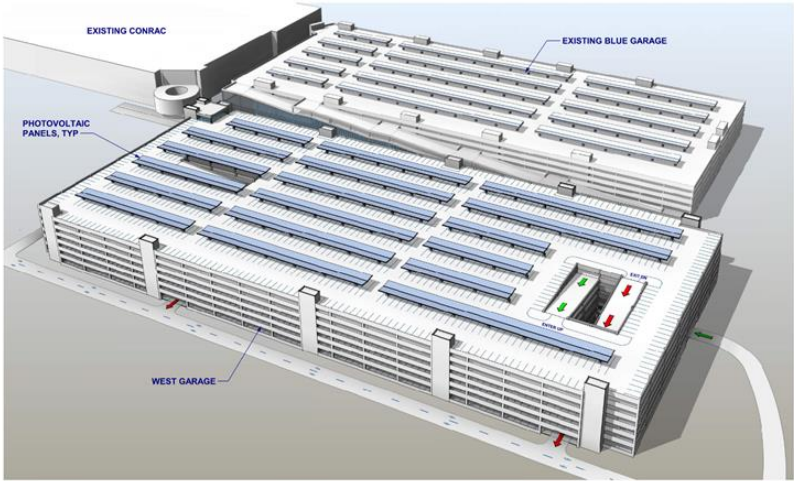
AUS Project Lead – Robert Mercado
Project Manager – Steven Latman
Project number – 13308.002

Description: Planning, design and construction of a multi-level parking garage with a capacity of approximately 7,700 spaces. The designated location for this garage is the current Lot B surface parking area (approx. 326,000 sf), situated directly north of the existing Blue Garage.

Other Notes: This project creates additional parking to parking and revenue lost due to construction and to meet future demand connected with enplanement growth forecasts associated with the addition of Concourse B

Risk	Mitigation
It is imperative to ensure close coordination between the design and construction of the garage with both ongoing and upcoming strategic projects	The project team will develop a strategic plan for a phased and staged approach to minimize disruptions to ongoing operations and activities at the Airport.

- Status:**
- Project Solicitation For Design Consultant 20 December, 2023
 - Project Solicitation For CMAR 22 January, 2024

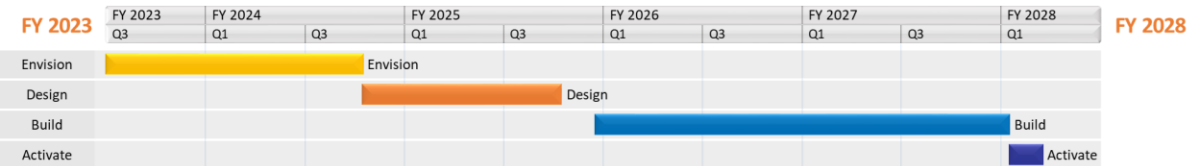


%MWBE:
Design: TBD%
Construction: TBD%

Delivery Methods:
Design: TBD
Construction: Construction;
Construction Manager At Risk
(CMAR): TBD

Project Budget:
Spent To Date: \$0
Obligated: \$0
Total forecast Budget:
\$250M

Project Schedule:



AEDP Building Demolition

Champion Sponsor – Lyn Estabrook
Project Manager – Ellen Brunjes-Brandt
Project number – 13189.012

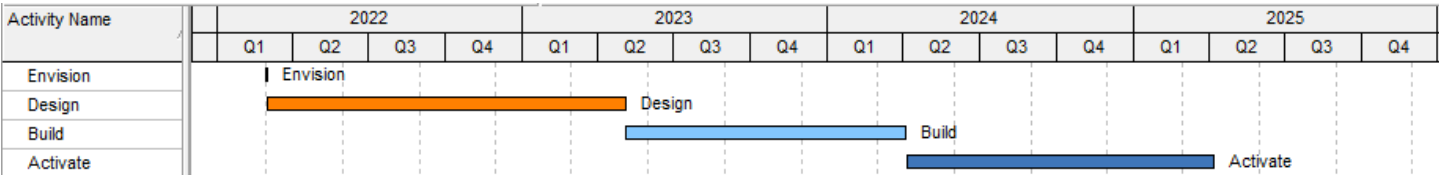
Description: Demolish 39 Buildings on South Campus that are a safety hazard, original Airforce infrastructure, no longer serve operational need for the Department of Aviation and make way for future development. The work includes removal of the facilities to slab level and disconnection of utilities throughout the site.

Risk	Mitigation
Power to lights in the staff parking lots delayed	New trenching from meter and panel to staff parking Lot



- Status:**
- Phase 3 Punchlist- ongoing
 - Substantial Completion Jan 2024

Project Schedule:



%MWBE:
Design: 15.8%
Construction: 26.87%

Delivery Methods:
Design: Corgan
Construction: Low Bid – STR Contractors

Project Budget:
Spend-To-Date: \$4,569,000
Obligated: \$5,312,000
Total Budget: \$9,608,000

Barbara Jordan Terminal Optimization West Gate Expansion

Champion Sponsor– Ghizlane Badawi
Project Manager – Robert Mercado
Project number – 13184.014

Description: The main expansion project will add 3 new Gates (short term)to the west end of the Barbara Jordan Terminal (BJT) and replace 12 aging boarding gates. This project will provide infrastructure needed for passenger growth, comfort, health and safety.

Risk	Mitigation
Coordination issues with Operations that affect construction timing and schedule.	Constant communication and notification among all stakeholders on aviation activities and project needs.

Status:

- Construction enabling work is underway at Gates & BJT Concourse.
- Temporary Gate 34 and 36 is now open for use.
- Apron Concrete modifications underway.

Project Schedule:

Activity Name	2021					2022				2023				2024				2025				2026				2027				
	Q4	Q1	Q2	Q3	Q4	Q1	Q2	Q3	Q4	Q1	Q2	Q3	Q4	Q1	Q2	Q3	Q4	Q1	Q2	Q3	Q4	Q1	Q2	Q3	Q4	Q1	Q2	Q3	Q4	
Envision						Envision																								
Design						Design																								
Build																														
Activate																														



%MWBE:
Design: 17%
Construction: 11.12%

Delivery Methods:
Design: Page Architects
 (Rotation List A/E Prof Services)
Construction: Hensel Phelps
 (CMR Selection)

Project Budget:
Spent-To-Date: \$21,990,668
Obligated: \$137,012,510
Total Project Cost : \$164,399,580

AUS Cargo Development East


Project Manager – Robert Mercado
Project number – 13189.026

Description: A 90,000 SF facility for operators/tenants with room to expand to 99,000 SF. Includes employee parking, truck staging, drainage infrastructure, 3 aircraft parking positions.

Risk	Mitigation
Schedule delays due to installation of permanent power from Austin Energy.	Discussions with Austin Energy management to help with approvals for the work to proceed.

- Status:**
- Installation of MEP scopes underway.
 - Substantial Completion estimate late-December 2023.

Project Schedule:



%MWBE:
Design: 15.8%
Construction: 1.13%
Anticipated Construction: 7.36%

Delivery Methods:
Design: Atkins
Construction: JE Dunn & Flintco

Project Budget:
Spend-To-Date: \$29,443,337
Obligated: \$31,738,412
Total Budget: \$32,874,000

Barbara Jordan Terminal Optimization Gate 13 Renovation

Champion Sponsor – Ghizlane Badawi
Project Manager – Robert Mercado
Project number – 13184.014

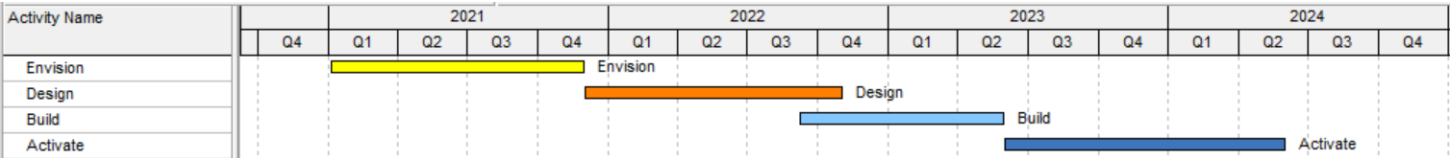
Description: The renovation of existing Gate 13 in the east end of the Barbara Jordan Terminal (BJT) to allow for more efficient bus operation and ground loading of planes on the Apron. Scope includes the installation of two escalators and a central stairway.

Risk	Mitigation
Security issues related to the exterior doors that exit onto the Apron Level.	Maintaining communication with aviation security on all issues affecting door access and security cameras.


Status:

- Gate 13 Hold Room and Hardstands are Substantially Complete and Open.

Project Schedule:



%MWBE
Design: 3.15%
Design Anticipated: 20.46%
Construction: 2.23%
Construction Anticipated: 22.33%



Delivery Methods:
Design: Page Architects (RL)
Construction: Alpha Bldg. (RL JOC)

Project Budget:
Spend-To-Date: \$3,554,988
Obligated: \$3,946,803
Total Budget: \$4,000,000

AUS Fuel Facility Upgrade Package 2

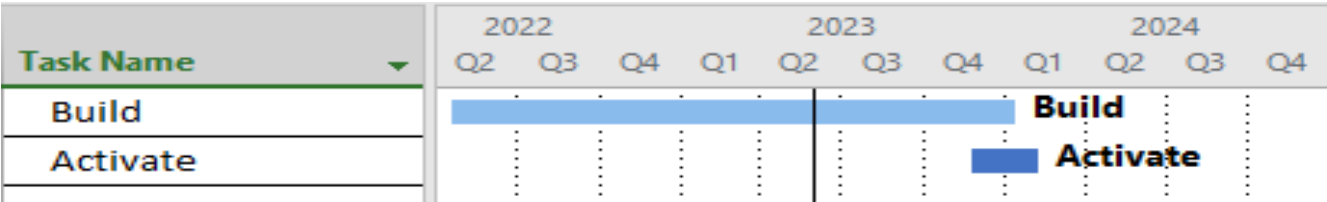
Sponsor – Tenant Project - Airline Fuel Consortium
AUS Project Manager – David Smythe-Macaulay
Project number – F7003.08

Description: Project is led by tenant AUS Fuels (Airline Fuel Consortium). Design and build a new Jet A fuel storage facility with two underground transfer lines connecting to the existing facility.

Risk	Mitigation
FAA required monitoring of telecommunications installations alongside FAA cables. FAA process may delay completion.	Request FAA assign someone to monitor installation immediately after the agreement is executed.

- Status:**
- Permanent power is now available to facility.
 - Started renovations to the Metropolis & HWY 183 intersection.
 - Continue building concrete dike walls around tanks.
 - Continuing to fabricate and install piping and pumps.
 - Continue with site grading and roads.
 - Complete Vehicle Service Road.
 - Project early completion is anticipated for February 2024.
 - Summer Community Meeting series summary report available online – SpeakUpAustin.org/AUSFuel

Project Schedule:



%MWBE
Goal: 6.6%
Participation to Date: 4.60%
Anticipated Participation: 5.10%



Delivery Methods: **Project Budget:**
Design-Build Contractor: ~\$64M
Burns & McDonnell

Existing Terminal Centralized Baggage Handling System Upgrades

Sponsor – Brian Long
AUS Project Manager – Rohini Kumarage
Project number – 5415.112

Description: Design build a new centralized baggage handling system (BHS) to increase screening capacity, address existing operational concerns, and upgrade to 30 Million Annual Passengers processed. Rebased line scope for Design of West Infill and bump out per AUS executive team and airlines in December 2022.


Risk	Mitigation
Construction material shortage and lead/delivery times. Schedule extension due to redefined scope at the West Infill scope, may add 12 months.	Ordering all equipment and materials early, tracking material pricing and procurement/delivery times. Ensured Phase 1 not impacted. West Infill release of 30% design to finalize the end product.

%MWBE
Goal: 5.52%
Anticipated
Participation: 10%

Delivery Method:
 Design-Build
Contractor: Whiting-Turner
Designers: Gensler, VTC BHS

Project Budget:
Spend-To-Date: \$74,137,457
Obligated: \$132,022,130
Total Budget: \$238,000,00

Project Schedule:



Status:

Tenant/Enabling - All Tenants have been relocated.
Phase 1 – 100% Baggage Handling System Design Approved by TSA, Conveyor Installation is 90% in Bag Claim Ceiling, 100% in the CBIS/CBRA, and 45% in the Apron. Electrical Installation is 95% CBIS/CBRA with device terminations. Conveyor start Up and programing has commenced.
Phase 2 –West Infill/Bump out Concept Planning redefined per AUS Exec and Airlines due to increased passenger demand. Additional funding was approved from AAC and Council. BHS CBIS /CBRA was approved by TSA. 60% design was submitted and reviewed by AUS. Permits submissions for early works site-work and demolition have been submitted and approved.
Budget: Phase 1 on track, Phase 2 pending 100% drawings (redesign of bump out).

Thank You!



AIRPORT ADVISORY COMMISSION

ITEM 5 – STAFF BRIEFINGS

Update on the Concourse B and Connector Project presented by Lyn Estabrook, Deputy Chief Development Officer, Planning and Development, and Robert Mercado, AUS Project Manager

Concourse B and Connector

Airport Advisory Commission, January 2024

Lyn Estabrook – Deputy Chief Development Officer

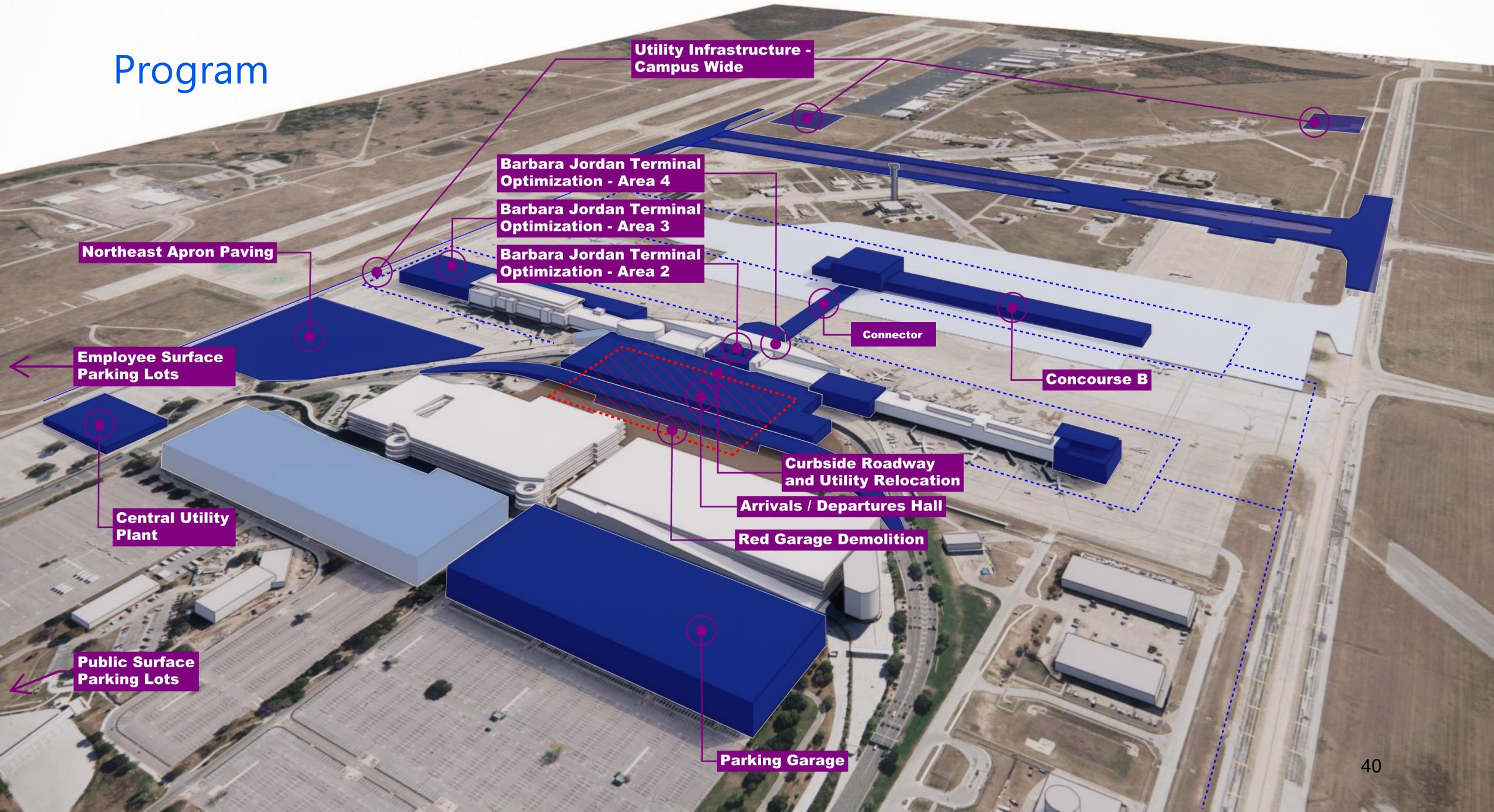


JOURNEY WITH AUS

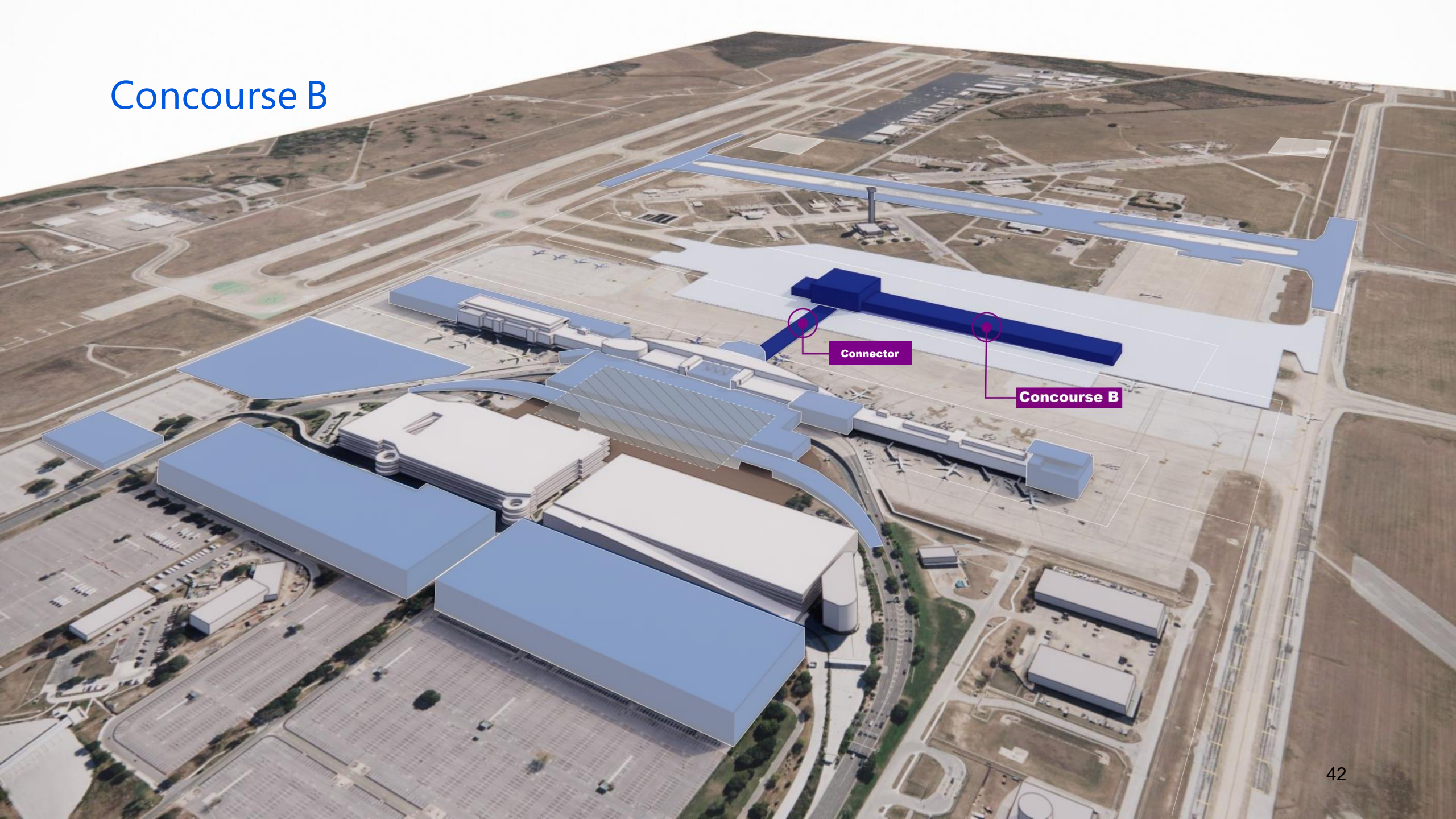
Airport Expansion & Development Program



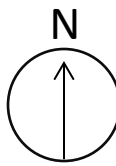
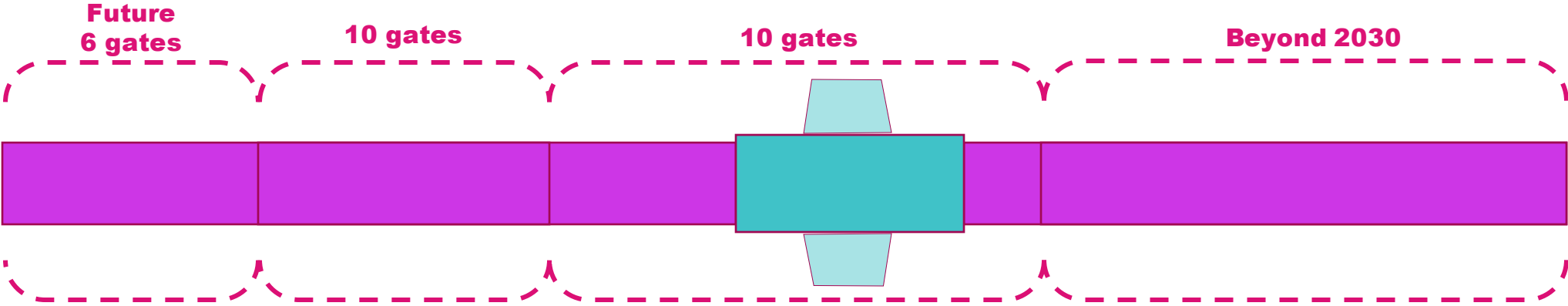
Program



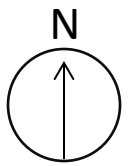
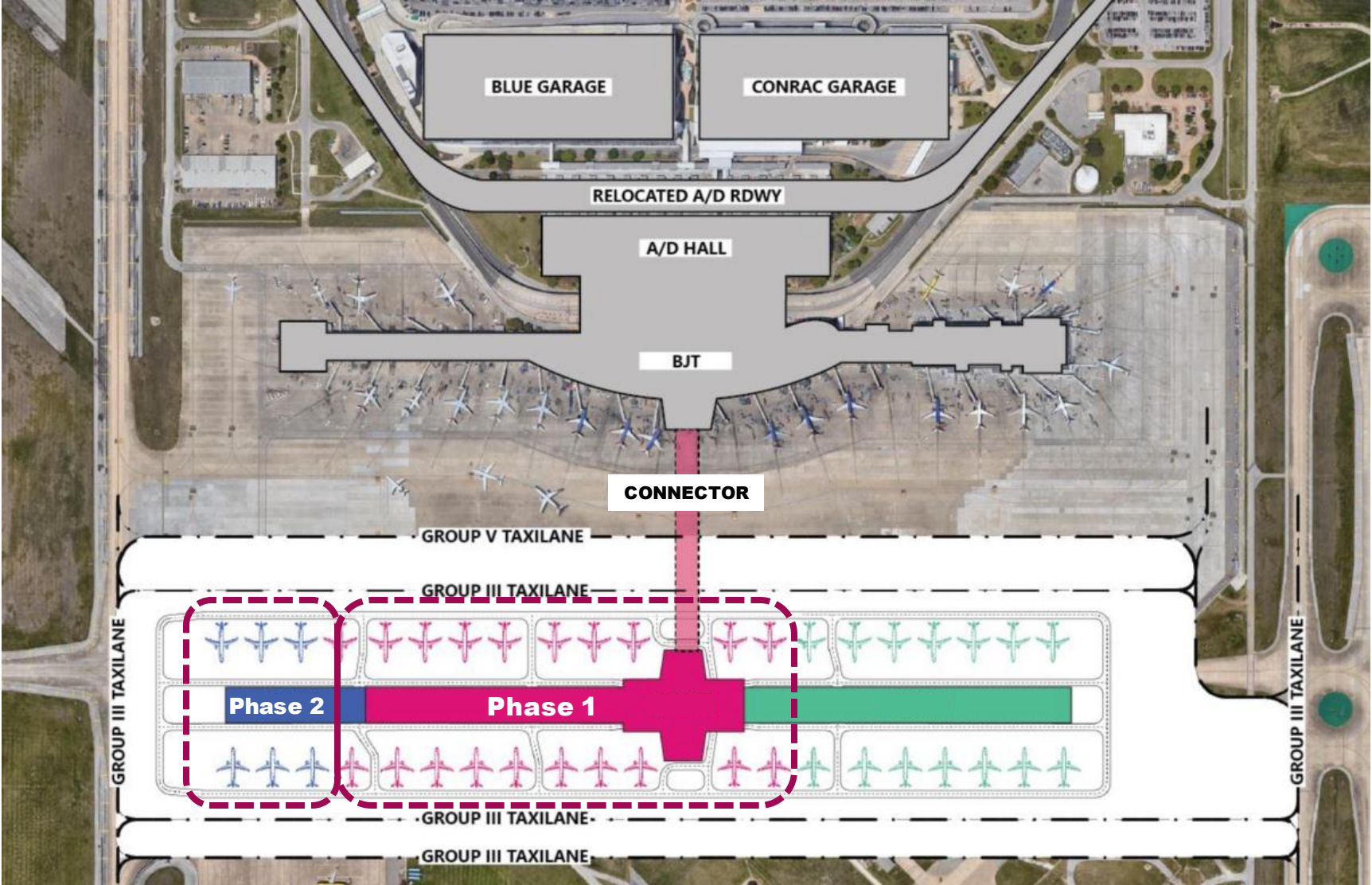
Concourse B



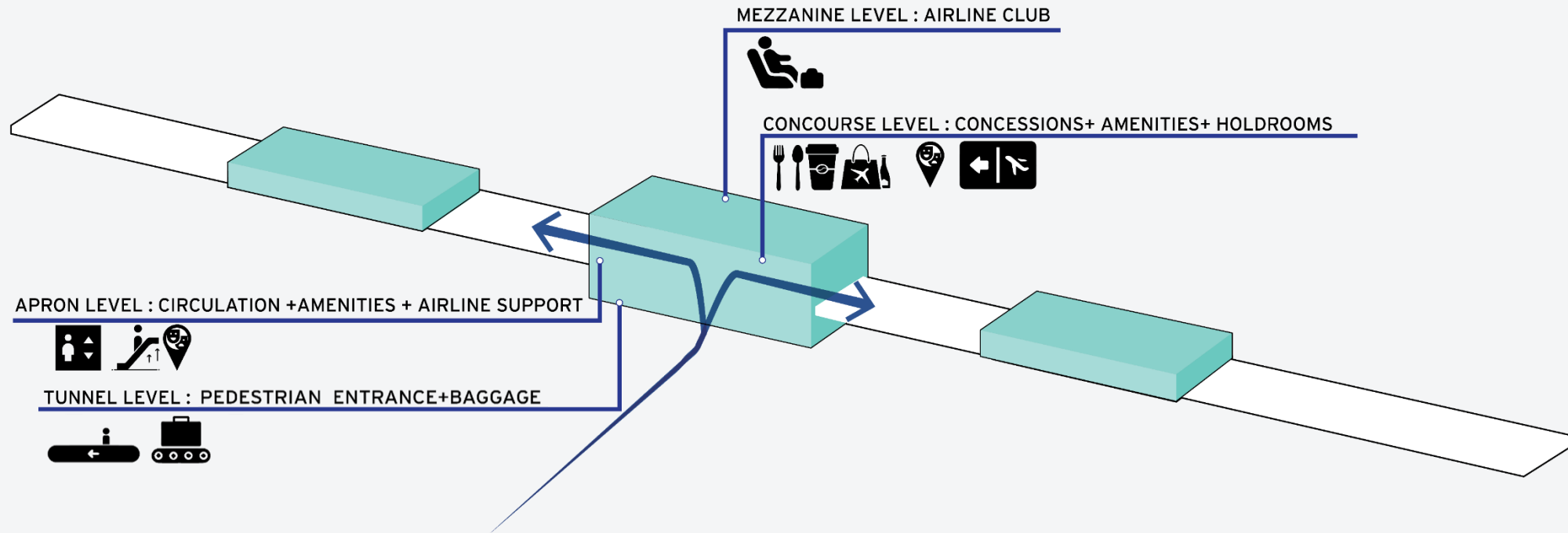
Concourse B – Potential Phasing Options



Concourse B



Concourse B

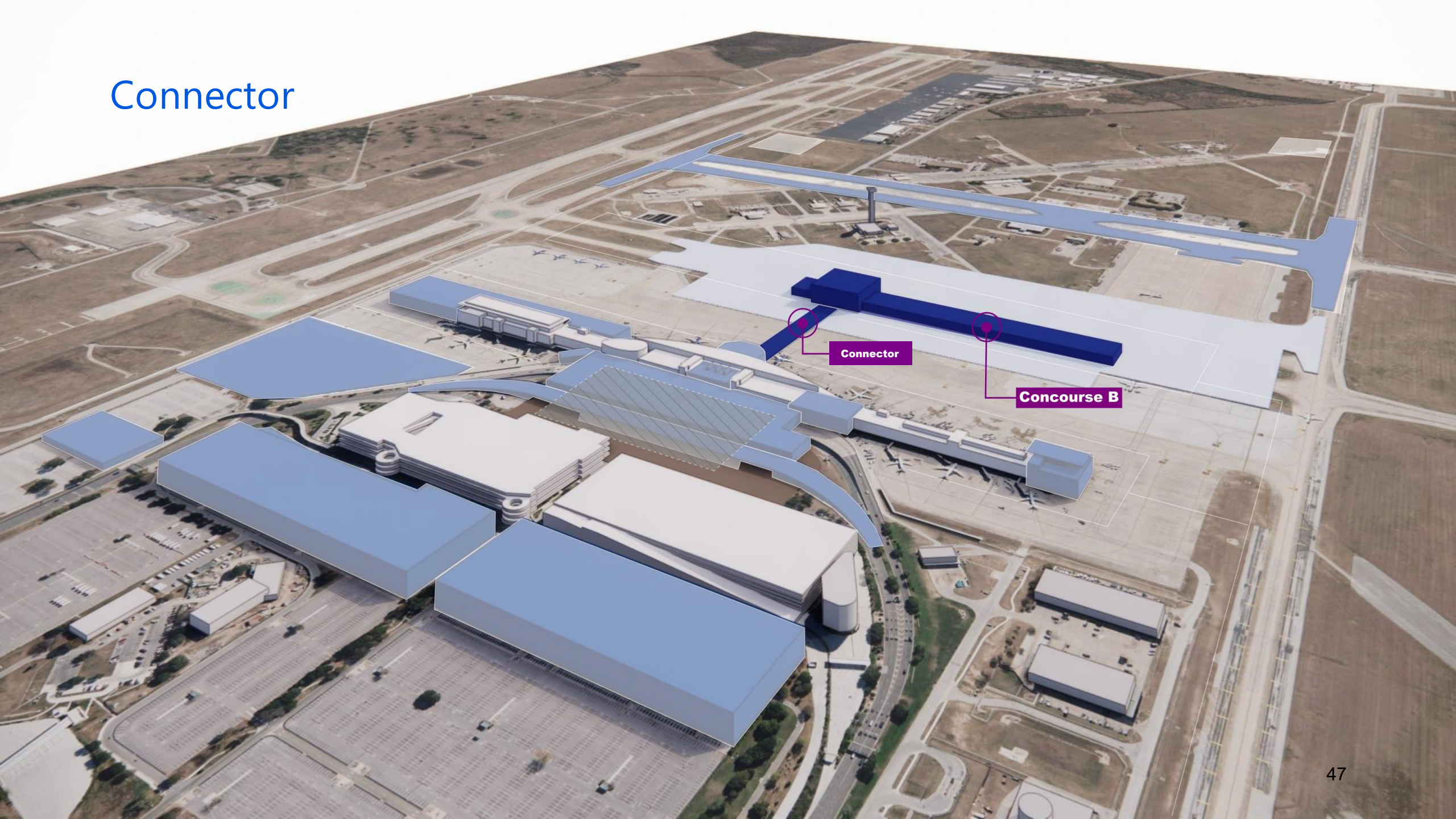


CREATE A **HIERARCHY** OF SPACE,
WHILE STAYING **INNOVATIVE**

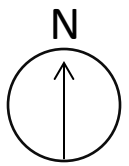
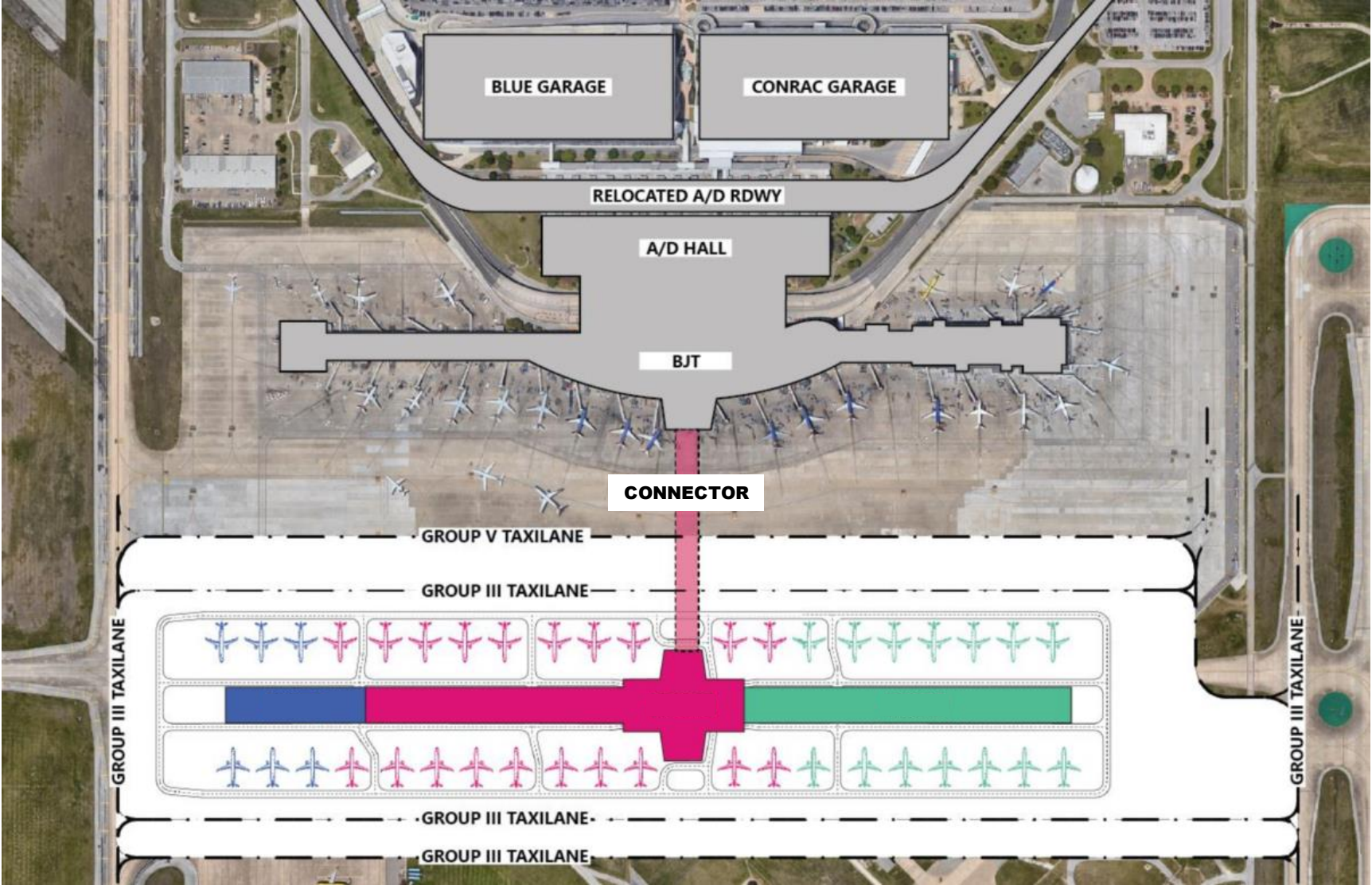
Landmark & Orientation

The main node serves as **the identity of Concourse B**, weaving passenger flows **establishing pathways** and **hubs of activity** anchored by **bespoke landmarks** creating **the cadence for a memorable place**.

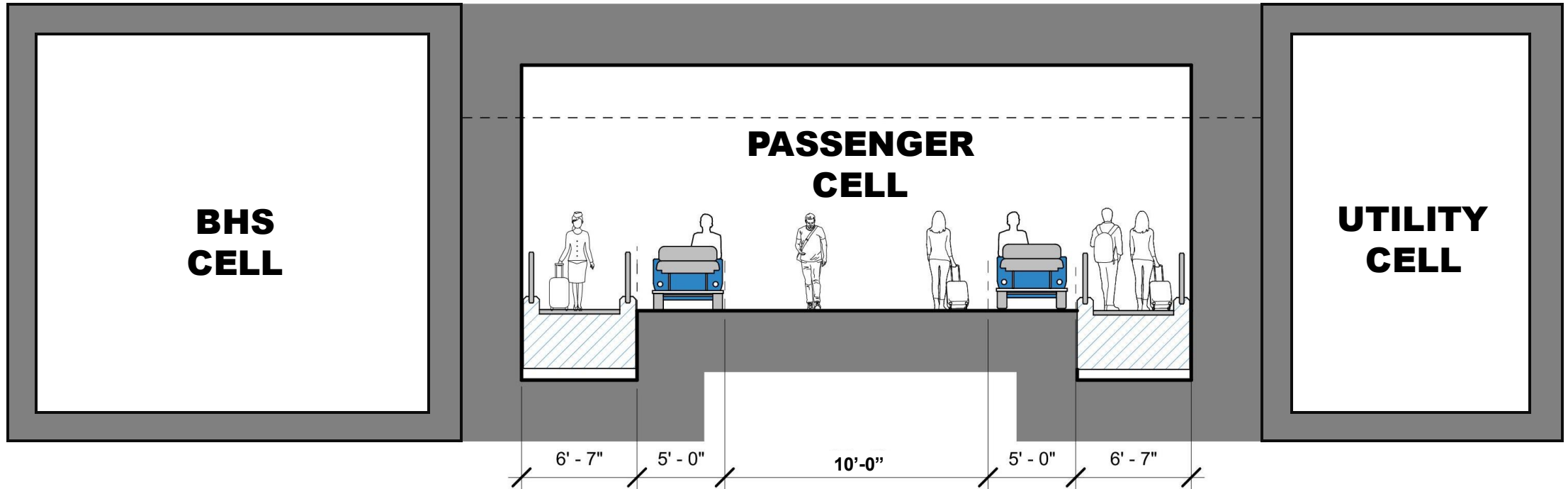
Connector



Connector



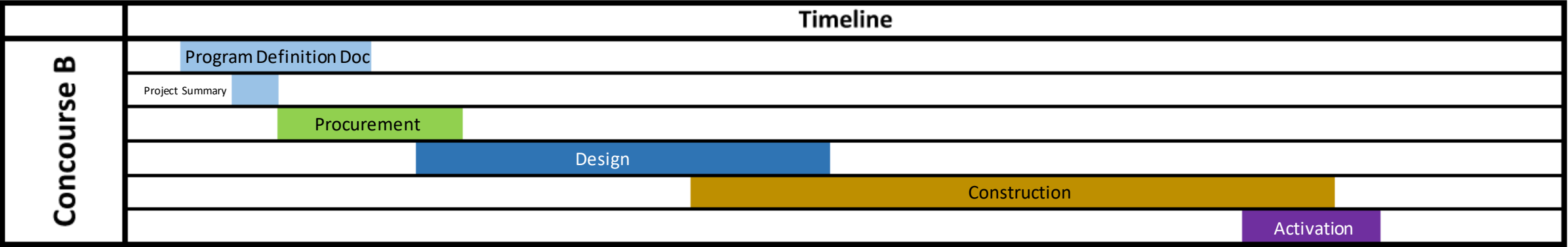
Potential Connector Cells




Passenger Walkway Cell



Concourse B Phasing







Austria-Regierung
International Airport



AIRPORT ADVISORY COMMISSION

ITEM 6 – STAFF BRIEFINGS

Status of Department of Aviation Structure



MEMORANDUM

TO: AUS Team

FROM: Jim Smith, Interim Chief Executive Officer

DATE: December 21, 2023

SUBJECT: Aviation Structure

AUS Team:

The roles and responsibilities of the management team within Aviation will change to align ownership and accountability with assigned strategic goals. This alignment and proposed structure is the first step in establishing a framework for the effective governance of a large hub airport.

The Airport Chief Officer and Deputy Chief Officer positions will provide oversight of our strategic direction, economic sustainability, operational excellence, expansion, and for the value creation for our stakeholders, passengers, employees, business partners and community.

Accordingly, we are making the following appointments and acting roles:

I am pleased to announce the appointment of three AUS team members to my Executive Leadership Team. I have appointed our next Chief Operating Officer, Chief Financial Officer and Deputy Chief over Operations. Filling these positions is critical in supporting the day-to-day operation of the airport.

These appointments are as follows:

- Towanda Cordon has been appointed to the role of Chief Operating Officer. She was appointed to the role of acting Airport Chief Operating Officer since February 2023. She has been providing overall leadership and direction for airport operations, maintenance, security, compliance with regulatory requirements, emergency management and guest services. Towanda joined AUS in 2002 as a police officer and has since held different positions in Airport Operations and Airport Security throughout her tenure. She has over 20 years of airport operations, plus 10 years of military airfield operations. She holds a Bachelor's of Science Degree in Criminal Justice and Master of Public Administration.
- Rajeev Thomas has been appointed to the role of Airport Chief Financial Officer. He will oversee the organization's financial short-term and long-term planning, development and monitoring of



operating and capital budgets, accounting, securing funding, airline rate-setting and the airport's relationships with lending institutions, bondholders, and financial institutions.

Rajeev joined AUS in 2017 as Financial Manager III responsible for the oversight of airport operating and capital budgets, budget analysis, fixed assets, accounts payable and long-term financial planning functions. Prior to AUS, Rajeev held different senior level positions in the financial field with Charter Communications (Time Warner), Instinet Corporation and Motorola. He holds a Bachelor's degree in Finance and has more than 27 years of financial experience.

- Loren Lintner has been appointed to the role of Deputy Chief over Operations. He was appointed to the role of acting Airport Deputy Chief over Operations since February 2023. He has been providing overall leadership and direction for airside operations, terminal operations, maintenance, resource management, emergency Management and compliance with regulatory requirements. Loren joined AUS in 2007 as Airport Operations Supervisor and has since held different positions in Airport Operations. He has over 26 years of operational experience at Killeen Municipal Airport, Dallas / Fort Worth International Airport, Burbank Hollywood Airport and Austin Bergstrom International Airport. Loren holds a Bachelor's of Science Degree in Aviation Management.
- We are also modifying the role and duties of Tracy Thompson from Airport Chief Administrative & External Affairs to Airport Chief Business & External Affairs. The purpose of the Airport Chief Business & External Affairs position is to provide leadership and strategic direction to revenue management, commercial development and tenant management. This position is also responsible for Government Affairs (federal, state, and local), strategic partnerships and external affairs.

The acting roles are as follows:

- Anna Trejo has been appointed to the acting role of Airport Deputy Chief over Finance. Anna will provide overall leadership and direction for operating and capital budgets, accounting, revenue management, securing funding, airline rate and charges and related contractual relationships and Airport relationships with lending institutions, bondholders and financial institutions. Anna has over 25 years of financial experience at AUS and has since held different positions throughout her tenure. She has experience in development and monitoring of operating and capital budgets, accounting, airline rate setting, debt management, and financial analysis.
- Rick Belliotti has been appointed to the acting role of Airport Chief Experience and Performance Officer. Rick will provide overall leadership and direction for IT, strategic planning, innovation, passenger experience and other support services. Rick joined AUS Executive Team as the Airport Deputy Chief over IT in 2022. Rick is an experienced leader who has worked in companies of all sizes. His experience extends from oversight of airport IT functions, business start-up, operations management, strategy development, client relations, project management, and many other key experiences.



Austin-Bergstrom International Airport



Rick has worked in the aviation industry since 2001, as an Airport executive, a consultant and a solution provider at airports all over the world. He is a graduate of Arizona State University with a Computer Information Systems degree. Prior to Aviation, Rick's experience was in the semiconductor industry. Rick has been very active in the Aviation industry with the International Air Transport Association (IATA) and Airports Council International (ACI). He served on several key management groups and committees for these organizations, and participated in the creation of standards and policies for the industry.

This structure will enable us to adapt with greater speed, efficiency, and capability in a fast changing world.

Thank you for all you do.

Jim Smith
Interim CEO



MEMORANDUM

TO: Mayor and Council Members

FROM: Jesús Garza, Interim City Manager

DATE: January 5, 2024

SUBJECT: Personnel Announcements

I am pleased to share with you that Interim Assistant City Manager Robert Goode has agreed to continue his valuable contributions to the City by serving as permanent Assistant City Manager. He will continue his oversight of Austin Water, Watershed Protection, Aviation, Transportation and Public Works, Capital Delivery Services, and the City's support for Project Connect.

Robert has served as the Interim Assistant City Manager (ACM) since January 2023. With his wealth of experience in the utility, mobility, and transportation sectors, I am confident that his knowledge and expertise will continue to provide leadership during the upcoming City Manager transition.

During his previous 11-year tenure with the City of Austin, Robert served as the Assistant City Manager over the Infrastructure Services Group providing direct executive leadership and oversight over multiple departments including Aviation, Austin Water, Austin Resource Recovery, the Corridor Program Office, the Public Works, and Transportation Departments. Upon his return, Robert served as the Interim Water Director for eight months prior to his assuming the Interim ACM role. He holds a Bachelor of Science in Civil Engineering from the University of Idaho.

I am further pleased to announce that I have appointed Ghizlane Badawi to the Interim Airport Chief Executive Officer (CEO) position. Ghizlane most recently has been serving as the Deputy Chief Executive Officer for Austin-Bergstrom International Airport (AUS), where she has focused on operational resiliency and expanding infrastructure capacity.

She is no stranger to the Department, with more than 15 years in strategic leadership roles including Deputy Chief Executive Officer, Assistant Director, Chief Operating Officer, and Chief Experience & Performance Officer. She will now bring that diverse and extensive background in airport management to her new role.

I also want to personally recognize Jim Smith and thank him for agreeing to rejoin the City in March 2023 to take on the role of Interim Airport Chief Executive Officer. Given his vast experience with the Department, having served as the Department's CEO from 2000 to 2019, Jim has provided a stabilizing force in helping to prepare the airport for the upcoming expansion. I am also pleased to share with you that Jim has agreed to continue to consult as needed going forward as Ghizlane shifts into the interim CEO role.

I hope you will join me in congratulating Ghizlane on her new role, Robert on his continuing service, and thanking Jim for his great contributions to the City.

cc: CMO Executive Team
Department Directors