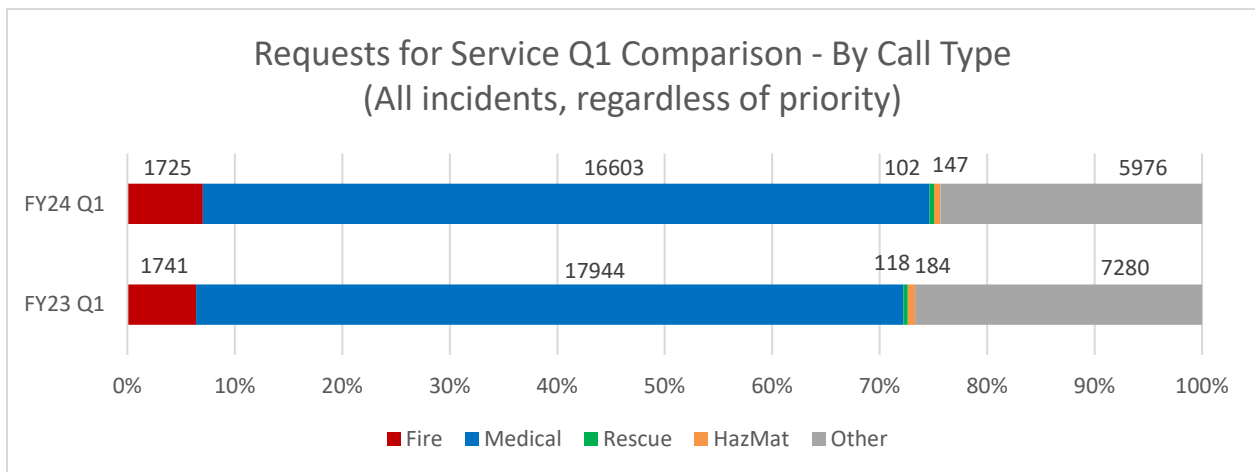
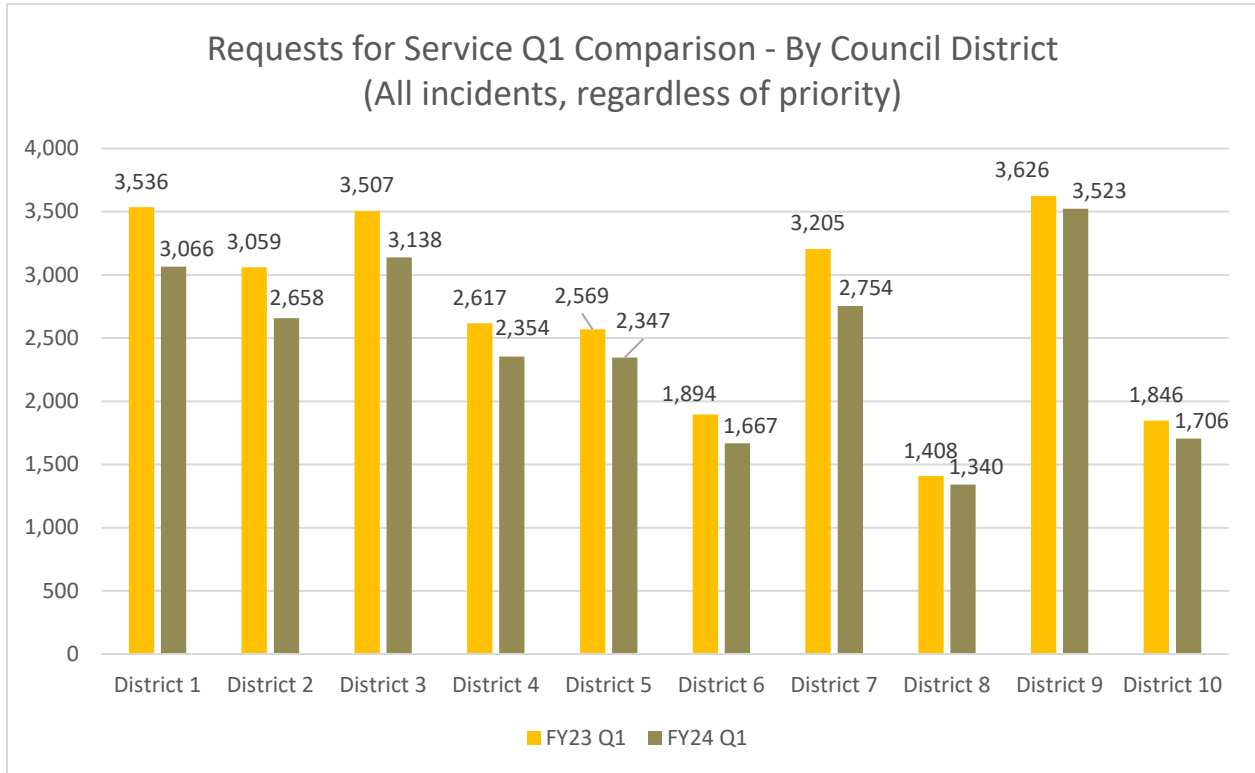
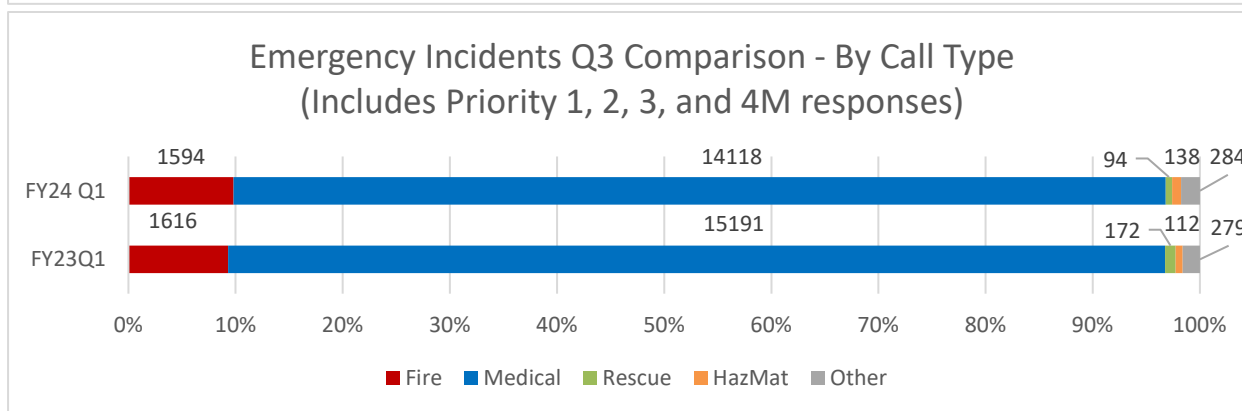
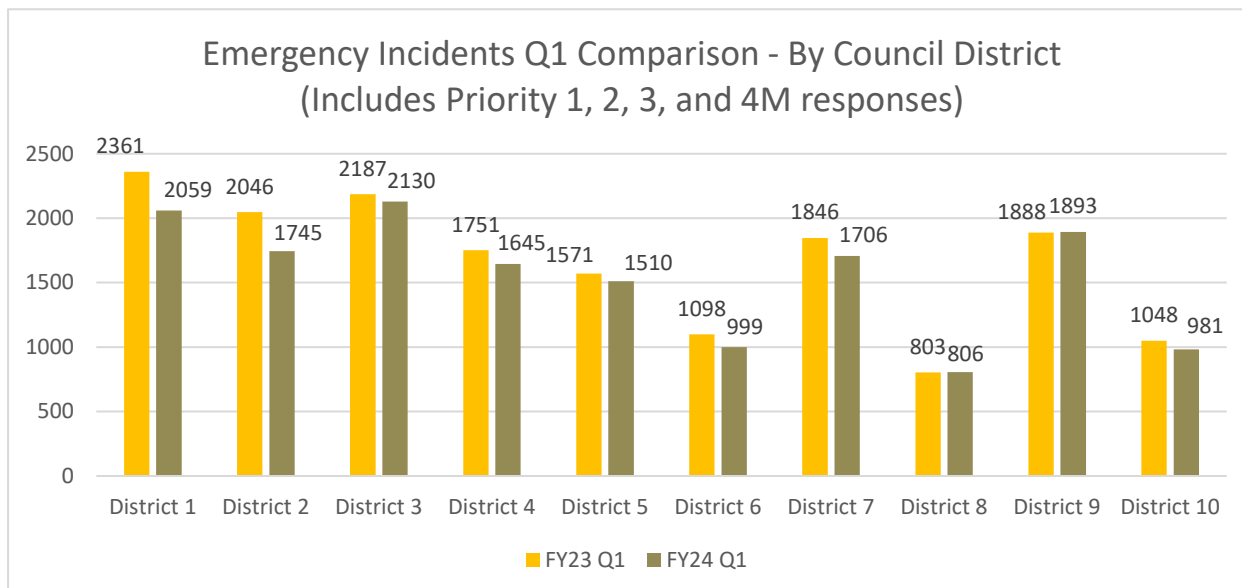




Public Safety Commission
Austin Fire Department Quarterly Report
FY24 Q1 Data

Fire Operations





	FY23 Q2		FY23 Q3		FY23 Q4		FY24 Q1	
	Response Time	Incidents	Response Time	Incidents	Response Time	Incidents	Response Time	Incidents
District 1	10:28	2,158	10:22	2,136	10:23	2,311	10:31	2,361
District 2	10:49	1,864	10:58	1,742	11:03	1,796	11:10	2,046
District 3	10:31	2,027	10:39	1,968	10:26	2,138	10:08	2,187
District 4	10:09	1,702	10:00	1,667	10:33	1,736	10:16	1,751
District 5	10:01	1,601	09:51	1,550	09:56	1,547	9:48	1,571
District 6	11:06	1,077	11:16	971	01:14	1,034	11:03	1,098
District 7	10:18	1,791	10:17	1,638	10:10	1,745	10:12	1,846
District 8	11:16	835	10:48	750	11:11	805	10:52	803
District 9	08:58	1,798	08:46	1,891	08:52	2,083	8:52	1,888
District 10	10:49	939	10:43	898	10:39	1,009	10:30	1,048

**Emergency incidents are Priorities 1, 2, 3, and 4M responses. Response times include emergency incidents only and are measured at the 90th percentile from the time of call receipt by AFD/ATCEMS Call Taker to the time that the first frontline unit arrives on-scene.*



Overdose Response

In December 2021, all AFD personnel received hands on training for Naloxone administration and each unit received a stock of the medication.

FY24 Q1	
Total calls where Narcan was given	178
Number of times AFD administered or assisted	92
Patient improvement cases	108

Investigations

**National clearance rate is 22%.*

Historic (past quarter) data may increase over time due to investigative work. Updated data is provided.

FY24 Q1	
Arson fires identified	50
Percent of arson fires cleared	38%
Arson fires cleared by arrest	13
Arson fires cleared by citation	6

**Previous cases may still be in investigation. The % cleared will increase over the next few months.*

Office of the Fire Marshal

The Compliance Engine (TCE) tracks compliance and non-compliance for all fire protection systems in commercial properties across the City of Austin. This allows AFD to track annual fire systems reports, deficiencies and repair reports and receive immediate notification of system impairments.

FY24 Q1	
Percentage of City of Austin fire system tracking for compliance and non-compliance	84%

Community Outreach

AFD's Free Smoke Alarm Program offers smoke alarms to homeowners that live in the City of Austin Fire Department's Jurisdiction and are in need of working smoke alarms. To participate, call: (512) 974-0299

FY24 Q1	
Number of smoke alarms installed	84

Community Outreach and firefighters provide vial "hands-on" fire extinguisher training and home safety awareness demonstrations.

FY24 Q1	
Fire safety training conducted	130

Red Angels, with Austin Community College's nursing program, provides "in-home" health wellness checks (blood pressure, glucose, temperature, heart rate) and conducts home hazard assessments.

FY24 Q1	
Red Angels Visits	0