



**REGULAR MEETING of the  
AIRPORT ADVISORY COMMISSION (AAC)  
February 14, 2024 3:00 PM  
6310 WILHELMINA DELCO DR., ROOM 1405  
AUSTIN, TEXAS 78752**

*Some members of the Commission may be participating via videoconference.*

Livestream of the meeting will be available at ATXN1  
<https://www.austintexas.gov/watch-atxn-live>

Audio of the meeting will be available as an alternative to attending in person. Please email Ammie Calderon at [ammie.calderon@flyaustin.com](mailto:ammie.calderon@flyaustin.com) by Noon of the day of the meeting for dial-in details.

Public comment for general communication and for specific agenda items will be allowed in-person or remotely via telephone.

In person registration is available for speakers who sign up at the meeting location prior to the meeting being called to order. Registration to speak remotely is available for speakers who have provided an email to Ammie Calderon at [ammie.calderon@flyaustin.com](mailto:ammie.calderon@flyaustin.com), no later than Noon of the day before the meeting.

**CURRENT BOARD MEMBERS**

Wendy Price Todd, Chair  
Bakari Brock, Vice-Chair  
Patrick Rose, Secretary

Raymond Young  
Jeremy Hendricks  
Jonathan Coon

Chad Ennis  
Scott Madole  
Doyle Valdez

Fang Fang  
Jeff Eller

**AGENDA**

**CALL TO ORDER**

**PUBLIC COMMUNICATION: GENERAL**

Public communication for items not on the agenda.

The first 5 registered speakers will each be allowed a three minute allotment to address the Airport Advisory Commission on an item that is not posted on the agenda. Please see further instructions on registration above.

Public communication for items included in the agenda as a Discussion/Action item.

Registered speakers will each be allowed a three minute allotment to address the Airport Advisory

Commission on an item that is posted as a Discussion/Action item, but may not address the Airport Advisory Commission on an item posted as a Briefing. Please see further instructions on registration above.

### **APPROVAL OF MINUTES**

1. Approve the minutes of the AAC regular meeting on January 10, 2024

### **STAFF BRIEFINGS**

2. December 2023 Financial Results presented by Rajeev Thomas, Chief Financial Officer
3. Air Service Update provided by Jamy Kazanoff, AUS Air Service Development
4. Journey with AUS (AUS AEDP/Capital Improvement Program) Active Projects Update provided by Lyn Estabrook, Deputy Chief Development Officer
5. City of Austin FY2025 Budget Timeline and Deliverables presented by Rajeev Thomas, Chief Financial Officer
6. AUS Special Events Response and Operations presented by Sam Haynes, Public Information and Marketing Division Manager
7. Recognition of recent leadership staff promotions and reassignments

### **DISCUSSION/ACTION ITEMS**

8. Discussion and possible action on a recommendation by the Airport Advisory Commission supporting improved roadway safety measures.
9. Authorize negotiation and execution of a contract for preconstruction and construction services for the Barbara Jordan Terminal (BJT) Optimization – Phase 2 (Area 2) project with The Whiting-Turner Contracting Company, in an amount not to exceed \$150,000,000. [Note: This contract will be awarded in compliance with City Code Chapter 2-9A (Minority Owned and Women Owned Business Enterprise Procurement Program) by meeting the goals with 10.41% DBE participation.].
10. Authorize negotiation and execution of a contract for radio frequency engineering support with Booz Allen Hamilton Inc., for a term of five years in an amount not to exceed \$1,625,000. [Note: This solicitation was reviewed for subcontracting opportunities in accordance with City Code Chapter 2-9B (Minority-Owned and Women-Owned Business Enterprise Procurement Program). For the services required for this solicitation, there were no subcontracting opportunities; therefore, no subcontracting goals were established].

## **WORKING GROUP UPDATES**

11. Update from the Acceleration Working Group
12. Update from the Opportunity Working Group

## **FUTURE AGENDA ITEMS**

## **NEXT REGULAR MEETING**

The next regular meeting of the AAC is currently scheduled for Wednesday, March 13, 2024.

## **ADJOURNMENT**

The City of Austin is committed to compliance with the Americans with Disabilities Act. Reasonable modifications and equal access to communications will be provided upon request. Meeting locations are planned with wheelchair access. If requiring Sign Language Interpreters or alternative formats, please give notice at least 2 days before the meeting date. Please call Ammie Calderon, Aviation Department, at (512) 530-6605 for additional information; TTY users route through Relay Texas at 711.

For more information on the Airport Advisory Commission, please contact Jason Alexander at [jason.alexander@flyaustin.com](mailto:jason.alexander@flyaustin.com).



# **AIRPORT ADVISORY COMMISSION**

## **ITEM 1 - APPROVAL OF MINUTES**

January 10, 2024 Regular Meeting



**AIRPORT ADVISORY COMMISSION (AAC)  
REGULAR MEETING  
MINUTES  
JANUARY 10, 2024**

The Airport Advisory Commission convened in a regular meeting on January 10, 2024 at 6310 Wilhelmina Delco Dr. Room 1405 Austin, Texas.

**Chair Wendy Todd called the regular meeting to order at 3:00 p.m.**

**Commissioners in Attendance:**

Wendy Price Todd, Chair	Jeremy Hendricks
Patrick Rose, Secretary	Fang Fang
Chad Ennis	Doyle Valdez
Raymond Young	

**Commissioners in Attendance Remotely:**

Jonathan Coon  
Bakari Brock  
Jeff Eller

**Commissioners Absent:**

Scott Madole

**PUBLIC COMMUNICATION: GENERAL**

**APPROVAL OF MINUTES**

1. Approve the minutes of the regular AAC meeting on December 13, 2023.

The minutes from the meeting of December 13, 2023 were approved on Commissioner Valdez's motion and Commissioner Young seconds on an 8-0-0-3. Commissioners Brock,

and Rose arrived after the voting of the minutes, and Commissioner Madole was absent at this vote.

Commissioner Todd requested that the record shows there were *No Updates* from either working group in the previous months.

### **STAFF BRIEFINGS**

2. November 2023 Financial Results presented by Rajeev Thomas, Deputy Chief, Finance.
3. Air Service Update provided by Jamy Kazanoff, AUS Air Service Development.
4. Journey with AUS (AUS AEDP/Capital Improvement Program) Active Projects Update provided by Lyn Estabrook, Division Manager, Planning and Development.
5. Update on the Concourse B and Connector Project presented by Lyn Estabrook, Deputy Chief Development Officer, Planning and Development, and Robert Mercado, AUS Project Manager
6. Status of Department of Aviation Structure.

### **DISCUSSION ITEMS**

7. Review City Council action at the December 14, 2023 meeting – [Item 3] Authorize funding for the Section 481 Service Fee Agreement with U.S. Customs and Border Protection (CBP) for the reimbursement of CBP costs for additional or expanded services outside of CBP's normal operating hours at Austin-Bergstrom International Airport, for an additional five years in an amount not to exceed \$1,500,000. Approved on consent.
8. Review City Council action at the December 14, 2023 meeting – [Item 13] Authorize negotiation and execution of three contracts for aviation information technology consultant services with the JW Group, Inc., Barich, Inc., and AECOM Technical Services, Inc., or one of the other qualified offerors, each for up to seven years for total contract amounts not to exceed \$31,500,000, divided among the contractors. [Note: This solicitation was reviewed for subcontracting opportunities in accordance with City Code Chapter 2-9B (Minority Owned and Women Owned Business Enterprise Procurement Program). For the services required for this solicitation, there were insufficient subcontracting opportunities; therefore, no subcontracting goals were established]. Approved on consent.

9. Review City Council action at the December 14, 2023 meeting – [Item 16] Approve a resolution finding that the use of the construction manager at risk method of contracting, as authorized by Subchapter F, Chapter 2269 of the Texas Government Code, is the project delivery method that provides the best value to the City for the Concourse B and Tunnel System project as part of the Airport Expansion and Development Program. (Note: MBE/WBE goals will be established prior to issuance of this solicitation). Approved on consent.
10. Review City Council action at the December 14, 2023 meeting – [Item 19] Approve a resolution finding that the use of the construction manager at risk method of contracting, as authorized by Subchapter F, Chapter 2269 of the Texas Government Code, is the project delivery method that provides the best value to the City for the West Parking Garage-Lot B project as part of the Airport Expansion and Development Program. (Note: MBE/WBE goals will be established prior to issuance of this solicitation). Approved on consent.
11. Review City Council action at the December 14, 2023 meeting – [Item 31] Authorize an amendment to the contract for the Airport Expansion and Development Program Airfield Infrastructure project with RS&H, Inc., to increase the amount by \$12,700,000, for a revised total contract amount not to exceed \$20,700,000. [Note: This amendment will be executed in compliance with City Code Chapter 2-9A (Minority Owned and Women Owned Business Enterprise Procurement Program) and 49 CFR Part 26 Disadvantaged Business Enterprise Program (DBE)]. Approved on consent.
12. Review City Council action at the December 14, 2023 meeting – [Item 70] Approve a resolution directing the City Manager to include in the City’s State and Federal Legislative Agenda support for legislation related to drone use that enhances public safety, security, and quality of life. Approved on consent.

### **WORKING GROUP UPDATES**

13. Update from the Acceleration Working Group – *No Updates*
14. Update from the Opportunity Working Group – *No Updates*

### **FUTURE AGENDA ITEMS**

- Mobility, Wayfinding, and Rideshare Update
- Pending recommendation by the AAC regarding Pedestrian and Vehicular Safety
- Recognition of recently promoted staff and appreciation of service by Jim Smith
- Update on Ramp Control project

## **NEXT REGULAR MEETING**

The next regular meeting of the AAC is scheduled for Wednesday, February 14, 2024.

## **ADJOURNMENT**

**Chair Wendy Price Todd adjourned the meeting at 4:03 p.m. without objection.**

The City of Austin is committed to compliance with the Americans with Disabilities Act. Reasonable modifications and equal access to communications will be provided upon request. Meeting locations are planned with wheelchair access. If requiring Sign Language Interpreters or alternative formats, please give notice at least 2 days before the meeting date. Please call Ammie Calderon, Aviation Department, at (512) 530-6605 for additional information; TTY users route through Relay Texas at 711.

For more information on the Airport Advisory Commission, please contact Tracy Thompson at [tracy.thompson@flyaustin.com](mailto:tracy.thompson@flyaustin.com).

**The minutes were approved at the 2/14/2024 meeting on Commissioner motion, Commissioner seconded on an 0-0-0-0 vote with Commissioners absent.**





# **AIRPORT ADVISORY COMMISSION**

## **ITEM 2 – STAFF BRIEFINGS**

December 2023 Financial Results presented by  
Rajeev Thomas, Airport Chief Financial Officer.



## MEMORANDUM

TO: Airport Advisory Commissioners  
FROM: Rajeev Thomas, Chief Financial Officer, Aviation Department  
DATE: February 14, 2024  
SUBJECT: Austin-Bergstrom International Airport (AUS) Update

---

### December 2023 Financial Results

Passenger traffic totaled 1,802,593 in December 2023, an increase of 5.0% compared to December 2022. Average daily departures have increased from 237 in December 2022 to 261 in December 2023, an increase of 24 daily departures or 10.1%.

Table #1	FY 2024 December	FY 2023 December	Variance Fav (Unfav)	FY 2024 YTD	FY 2023 YTD	YTD Variance Fav (Unfav)
Enplanements	920,528	879,932	4.6%	2,892,119	2,802,184	3.2%
Landing Weights	1,169,216,644	1,069,390,635	9.3%	3,598,240,392	3,364,582,390	6.9%
Cargo Tonnage	13,539	12,482	8.5%	37,608	38,449	(2.2%)
Operating Revenue	\$24,869,685	\$21,221,998	\$3,647,687	\$79,481,621	\$67,849,196	\$11,632,425
Airport OPEX	\$11,778,365	\$10,617,696	(\$1,160,669)	\$36,007,709	\$27,285,517	(\$8,722,192)
Total Requirements	\$18,564,748	\$16,527,026	(\$2,037,721)	\$56,375,414	\$45,021,985	(\$11,353,429)
Net Income Before Federal Relief	\$6,304,938	\$4,694,972	\$1,609,966	\$23,106,207	\$22,827,211	\$278,996
Federal Relief Reimbursement	\$0	\$14,509,585	(\$14,509,585)	\$0	\$15,995,781	(\$15,995,781)
Net Income After Federal Relief	\$6,304,938	\$19,204,557	(\$12,899,619)	\$23,106,207	\$38,822,992	(\$15,716,785)

Table #1 illustrates December 2023's enplanements totaled 920,528, 4.6% higher than December 2022. Landing weights totaled 1.17 billion pounds in December 2023 representing an increase of 9.3% compared to December 2022. Cargo volume totaled 13,539 tons in December 2023 representing an increase of 8.5% compared to December 2022. The decline in cargo volume YTD compared to the prior year is the result of declines in mail cargo and tonnage carried from major cargo carriers

December 2023 operating revenue totals \$24.9M, an increase of 17.2% or \$3.6M compared to December 2022. The increase in operating revenue results from increased passenger traffic and updated airline rates for FY24. December 2023 operating revenue is composed of 48.4% airline revenue, 50.4% non-airline revenue, and 1.2% interest income.

Airport operating expenses totaled \$11.8M for the month, an increase of 10.9% or \$1.2M compared to December 2022. The increase in operating expenses results from higher personnel costs from increased headcount and wage adjustments, and contractual costs including parking services, consulting contracts, and baggage handling system maintenance. AUS reported a \$6.3M surplus in December 2023 compared to a surplus of \$4.7M (before federal relief funding) in December 2022.

## Fiscal Year 2024 Financial Results

FY2024 Year to Date (YTD) Operating Revenue totals \$79.5M compared to \$67.8M in FY2023, a 17.1% increase. Airport Operating Expenses totaled \$36M YTD in FY2024 compared to \$27.3M in FY2023, a 32% increase. Net income before federal relief funding totals \$23.1M YTD in FY2024 compared to \$22.8M in FY2023, a 1.2% increase.

Table #2	FY 2024 Approved Budget - Seasonalized	FY 2024 YTD	Budget vs. YTD Variance \$ Fav (Unfav)	Budget vs. YTD Variance % Fav (Unfav)
Operating Revenue	\$71,673,903	\$79,481,621	\$7,807,718	10.9%
Airport OPEX	\$34,278,751	\$36,007,709	(\$1,728,958)	(5.0%)
Total Requirements	\$54,634,177	\$56,375,414	(\$1,741,237)	(3.2%)
Net Income Before Debt Service	\$32,385,509	\$38,451,989	\$6,066,481	18.7%
Net Income Before Federal Relief	\$17,039,727	\$23,106,207	\$6,066,481	35.6%
Federal Relief Reimbursement	\$0	\$0	\$0	0.0%
Net Income After Federal Relief	\$17,039,727	\$23,106,207	\$6,066,481	35.6%

Through December 2023, AUS delivered favorable YTD financial performance compared to FY2024 budget on a seasonalized basis due to increased operating revenues. As presented in Table #2, FY2024 revenues exceed budgeted revenues by 10.9% or \$7.8M. Airport operating expenses are 5.0% or \$1.7M above seasonalized budgeted expenses due to higher personnel costs from faster than anticipated filling of vacant positions, increased overtime worked during the holiday season, and increased parking operations cost. Before federal relief, AUS reports net income of \$23.1M, which exceeds the seasonalized budget estimate by 35.6% or \$6.1M.

Attachments: December 2023 - AAC Financial Report

**CITY OF AUSTIN**  
**AUSTIN-BERGSTROM INTERNATIONAL AIRPORT**  
**Airport Operating Fund 5070**  
**Income Statement - For Internal Use Only**  
**Fiscal Year to Date for 3 Month(s) ended December 31, 2023**

	FY 2024	Budget	Year to Date	Y-T-D to Budget	
	Budget	Seasonalized 3 month(s)	w/ Accruals	Variance Fav (Unfav)	% Variance Fav (Unfav)
<b>REVENUE</b>					
<b>AIRLINE REVENUE</b>					
Landing Fees	47,227,041	12,292,907	13,800,208	1,507,301	12.3%
Terminal Rental & Other Fees	91,892,750	23,848,246	23,012,248	(835,998)	(3.5%)
<b>TOTAL AIRLINE REVENUE</b>	<b>139,119,791</b>	<b>36,141,153</b>	<b>36,812,456</b>	<b>671,303</b>	<b>1.9%</b>
<b>NON-AIRLINE REVENUE</b>					
Parking	67,567,206	16,155,679	18,472,451	2,316,772	14.3%
Ground Transportation for Hire	8,940,600	1,932,799	2,779,485	846,686	43.8%
Rental Cars	20,911,887	5,372,807	5,871,462	498,655	9.3%
Food & Beverage	16,357,880	3,872,375	5,155,692	1,283,317	33.1%
Retail	6,920,612	1,580,113	1,744,806	164,694	10.4%
Advertising	4,906,850	1,251,151	1,559,536	308,385	24.6%
Other Concessions, Rentals & Fees	21,992,777	4,745,066	5,897,016	1,151,950	24.3%
<b>TOTAL NON-AIRLINE REVENUE</b>	<b>147,597,812</b>	<b>34,909,990</b>	<b>41,480,449</b>	<b>6,570,459</b>	<b>18.8%</b>
Interest Income	2,491,042	622,761	1,188,717	565,957	90.9%
<b>TOTAL REVENUE</b>	<b>289,208,645</b>	<b>71,673,903</b>	<b>79,481,621</b>	<b>7,807,718</b>	<b>10.9%</b>
<b>OPERATING REQUIREMENTS</b>					
Fac Mgmt, Ops and Airport Security	85,141,445	19,389,550	21,341,594	(1,952,044)	(10.1%)
Airport Planning and Development	8,161,976	1,769,163	1,581,876	187,287	10.6%
Support Services	46,218,424	9,829,810	8,941,771	888,039	9.0%
Business Services	14,238,156	3,290,228	4,142,468	(852,240)	(25.9%)
<b>TOTAL OPERATING EXPENSES</b>	<b>153,760,001</b>	<b>34,278,751</b>	<b>36,007,709</b>	<b>(1,728,958)</b>	<b>(5.0%)</b>
<b>Debt Service</b>					
2013 Prosperity Bank Loan	5,414,978	1,352,941	1,352,941	0	0.0%
2014 Bond Issuance	7,077,844	1,769,461	1,769,461	0	0.0%
2017 Bond Issuance	10,034,715	2,508,679	2,508,679	0	0.0%
2019 Refunding Bonds	14,366,313	3,599,341	3,599,341	0	0.0%
2019 New Money	17,724,531	4,430,594	4,430,594	0	0.0%
2022 New Money	12,016,000	1,684,766	1,684,766	0	0.0%
<b>TOTAL Net Debt Service</b>	<b>66,634,383</b>	<b>15,345,782</b>	<b>15,345,782</b>	<b>0</b>	<b>0.0%</b>
<b>OTHER REQUIREMENTS</b>					
Workers' Compensation	619,900	154,975	154,975	0	0.0%
Citywide Administrative Support	6,654,530	1,663,633	1,663,633	0	0.0%
Communications & Technology Mgmt	2,154,703	538,676	538,676	0	0.0%
Accrued Payroll	202,049	50,512	50,512	0	0.0%
Additional Retirement Contribution	3,773,716	870,858	870,858	0	0.0%
Operating Reserve	4,670,043	1,167,511	1,179,790	(12,280)	(1.1%)
CTECC	527,737	131,934	131,934	0	0.0%
Trunked Radio Allocation	457,471	114,368	114,368	0	0.0%
Public Works Capital Projects Mgmt Fund	1,268,713	317,178	317,178	0	0.0%
Compensation Adjustment	16,359	0	0	0	N/A
<b>TOTAL OTHER REQUIREMENTS</b>	<b>20,345,221</b>	<b>5,009,644</b>	<b>5,021,923</b>	<b>(12,279)</b>	<b>(0.2%)</b>
<b>TOTAL REQUIREMENTS</b>	<b>240,739,605</b>	<b>54,634,177</b>	<b>56,375,414</b>	<b>(1,741,237)</b>	<b>(3.2%)</b>
<b>EXCESS (DEFICIT) OF TOTAL AVAILABLE FUNDS OVER TOTAL REQUIREMENTS</b>	<b>48,469,040</b>	<b>17,039,727</b>	<b>23,106,207</b>	<b>6,066,481</b>	<b>35.6%</b>

Note: Columns may not add to totals shown because of rounding

**CITY OF AUSTIN  
AUSTIN-BERGSTROM INTERNATIONAL AIRPORT  
INCOME STATEMENT COMPARISON THIS YEAR VS. LAST YEAR**

	This month - This Year vs. Last Year FY24 (Dec 23) vs FY23 (Dec 22)				Fiscal YTD - This Year vs. Last Year FY24 (Oct 23 - Dec 23) vs FY23 (Oct 22 - Dec 22)			
	FY24 Dec-23	FY23 Dec-22	Fav (Unfav) \$ Variance	Fav (Unfav) % Variance	FY24 YTD Dec-23	FY23 YTD Dec-22	Fav (Unfav) \$ Variance	Fav (Unfav) % Variance
<b><u>Airline Revenue</u></b>								
Landing Fees	4,474,751	3,697,737	777,015	21.0%	13,800,208	11,625,219	2,174,989	18.7%
Terminal Rental & Other Fees	7,555,187	5,729,946	1,825,242	31.9%	23,012,248	18,171,010	4,841,237	26.6%
Total Airline Revenue	12,029,939	9,427,682	2,602,256	27.6%	36,812,456	29,796,230	7,016,226	23.5%
<b><u>Non-Airline Revenue</u></b>								
Parking	5,756,718	5,148,339	608,378	11.8%	18,472,451	16,371,559	2,100,892	12.8%
Ground Transportation for Hire	785,393	711,275	74,118	10.4%	2,779,485	2,501,392	278,093	11.1%
Rental Cars	1,553,554	1,577,200	(23,647)	(1.5%)	5,871,462	5,795,473	75,990	1.3%
Food & Beverage	1,615,019	1,477,593	137,426	9.3%	5,155,692	4,551,793	603,899	13.3%
Retail	483,699	555,279	(71,580)	(12.9%)	1,744,806	1,883,786	(138,980)	(7.4%)
Advertising	413,924	442,192	(28,268)	(6.4%)	1,559,536	1,528,205	31,331	2.1%
Other Concessions, Rentals & Fees	1,919,729	1,719,897	199,832	11.6%	5,897,016	4,859,610	1,037,406	21.3%
Total Non-Airline Revenue	12,528,035	11,631,776	896,259	7.7%	41,480,449	37,491,817	3,988,631	10.6%
Interest Income	311,712	162,541	149,171	91.8%	1,188,717	561,149	627,569	111.8%
<b>Total Operating Revenue</b>	<b>24,869,685</b>	<b>21,221,998</b>	<b>3,647,687</b>	<b>17.2%</b>	<b>79,481,621</b>	<b>67,849,196</b>	<b>11,632,425</b>	<b>17.1%</b>
<b><u>Operating Requirements</u></b>								
Fac Mgmt, Ops and Airport Security	6,826,386	6,133,065	(693,321)	(11.3%)	21,341,594	15,493,529	(5,848,065)	(37.7%)
Airport Planning and Development	466,420	612,697	146,277	23.9%	1,581,876	1,668,657	86,781	5.2%
Support Services	3,125,381	2,773,993	(351,388)	(12.7%)	8,941,771	7,066,240	(1,875,531)	(26.5%)
Business Services	1,360,178	1,097,941	(262,236)	(23.9%)	4,142,468	3,057,091	(1,085,377)	(35.5%)
Total Operating Expense	11,778,365	10,617,696	(1,160,669)	(10.9%)	36,007,709	27,285,517	(8,722,192)	(32.0%)
<b><u>Debt Service</u></b>								
2013 Prosperity Bank Loan	451,338	450,623	(715)	(0.2%)	1,352,941	1,352,391	(550)	(0.0%)
2014 Bond Issuance	589,820	589,820	0	0.0%	1,769,461	1,769,461	0	0.0%
2017 Bond Issuance	836,226	836,226	0	0.0%	2,508,679	2,508,679	0	0.0%
2019 Refunding Bonds	1,196,331	1,203,298	6,967	0.6%	3,599,341	3,618,999	19,658	0.5%
2019 New Money	1,477,104	1,476,625	(479)	(0.0%)	4,430,594	4,428,969	(1,625)	(0.0%)
2022 New Money	561,589	9,694	(551,894)	(5693.0%)	1,684,766	28,841	(1,655,926)	(5741.6%)
Total Debt Service	5,112,408	4,566,287	(546,121)	(12.0%)	15,345,782	13,707,339	(1,638,443)	(12.0%)
<b><u>Other Requirements</u></b>								
Workers' Compensation	51,658	38,955	(12,704)	(32.6%)	154,975	116,864	(38,111)	(32.6%)
Citywide Administrative Support	554,544	555,489	945	0.2%	1,663,633	1,666,467	2,834	0.2%
Communications & Technology Mgmt	179,559	144,843	(34,715)	(24.0%)	538,676	434,530	(104,146)	(24.0%)
Accrued Payroll	16,837	15,996	(842)	(5.3%)	50,512	47,987	(2,526)	(5.3%)
Additional Retirement Contributor	290,286	0	(290,286)	N/A	870,858	0	(870,858)	N/A
Operating Reserve	393,263	379,949	(13,314)	(3.5%)	1,179,790	1,139,847	(39,943)	(3.5%)
CTECC	43,978	38,755	(5,223)	(13.5%)	131,934	116,265	(15,669)	(13.5%)
Trunked Radio Allocation	38,123	37,730	(392)	(1.0%)	114,368	113,191	(1,177)	(1.0%)
Public Works Capital Projects Mgmt Fund	105,726	131,326	25,600	19.5%	317,178	393,979	76,801	19.5%
Total Other Requirements	1,673,975	1,343,043	(330,931)	(24.6%)	5,021,923	4,029,129	(992,794)	(24.6%)
<b>Total Requirements</b>	<b>18,564,748</b>	<b>16,527,026</b>	<b>(2,037,721)</b>	<b>(12.3%)</b>	<b>56,375,414</b>	<b>45,021,985</b>	<b>(11,353,429)</b>	<b>(25.2%)</b>
<b>SURPLUS (DEFICIT) OF TOTAL AVAILABLE FUNDS OVER TOTAL REQUIREMENTS</b>	<b>6,304,938</b>	<b>4,694,972</b>	<b>1,609,966</b>	<b>34.3%</b>	<b>23,106,207</b>	<b>22,827,211</b>	<b>278,996</b>	<b>1.2%</b>
Federal Relief Reimbursement (Parking)	0	(831,789)	(831,789)	(100.0%)	0	(2,317,985)	(2,317,985)	(100.0%)
Federal Relief Reimbursement (Debt Service)	0	(13,677,796)	(13,677,796)	(100.0%)	0	(13,677,796)	(13,677,796)	(100.0%)
Total Federal Relief	0	(14,509,585)	(14,509,585)	(100.0%)	0	(15,995,781)	(15,995,781)	(100.0%)
<b>TOTAL SURPLUS (DEFICIT) AFTER FEDERAL RELIEF</b>	<b>6,304,938</b>	<b>19,204,557</b>	<b>(12,899,619)</b>	<b>(67.2%)</b>	<b>\$ 23,106,207</b>	<b>\$ 38,822,992</b>	<b>\$ (15,716,785)</b>	<b>(40.5%)</b>

Note: Columns may not add to totals shown because of rounding



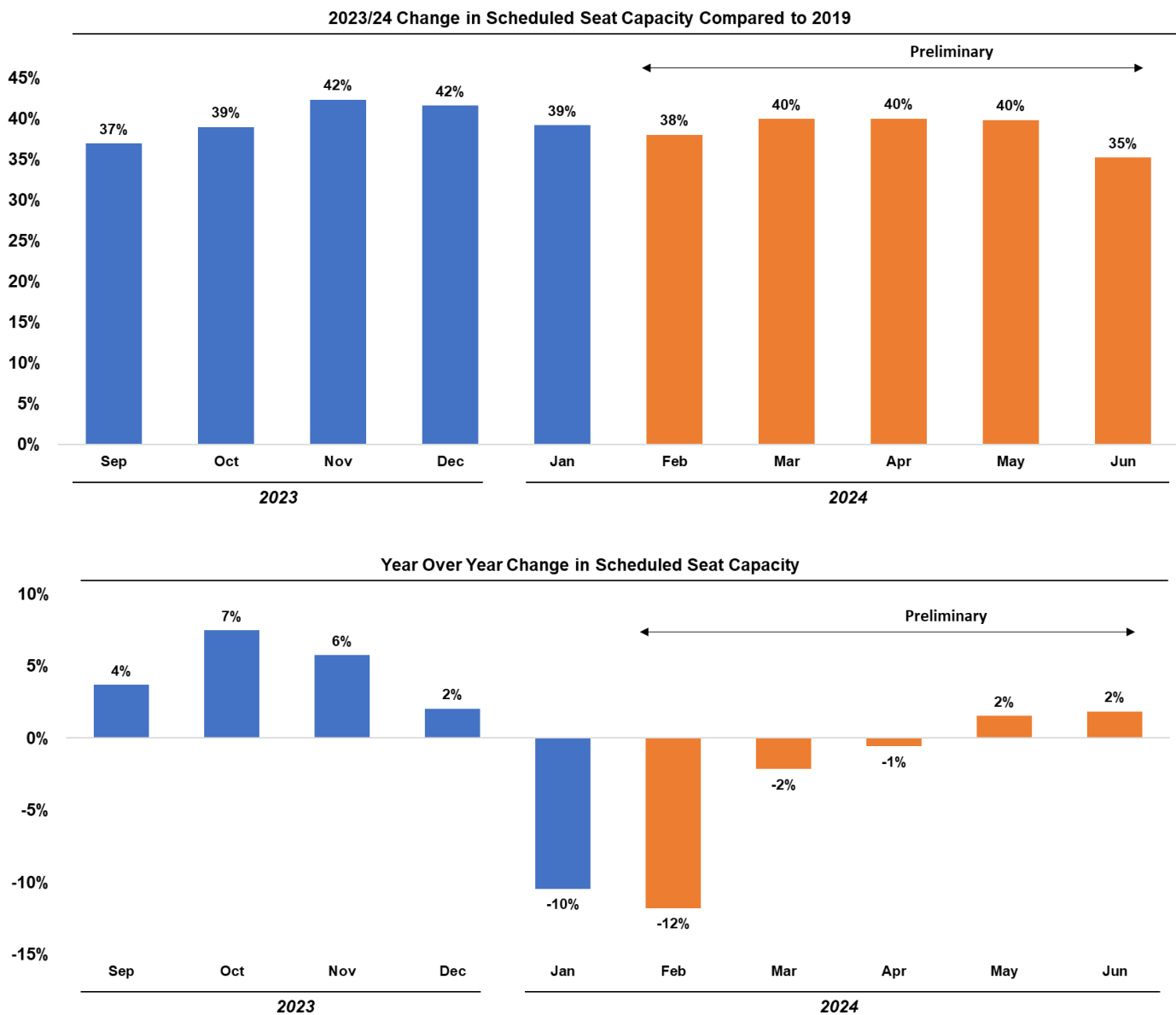
# **AIRPORT ADVISORY COMMISSION**

## **ITEM 3 – STAFF BRIEFINGS**

Air Service Update presented by Jamy Kazanoff, Air Service Development.

## February 2024 Air Service Snapshot

AUS monthly seat comparisons, September '23 – June '24, compared to 2019 (pre-Covid) (chart one), and compared to previous year (chart two) :



### Highlights of recent air service announcements/developments include:

- **Aeromexico** upgauged MEX service from 99-seat E190 to 160-seat B737-800 eff. June 21 '24
- **Air Canada** will resume service to YVR on May 1 '24 with 3/Wk; added 4th weekly YVR for June 6-Oct 25; will start new nonstop service to YUL eff. May 3 '24 with 4 weekly flights on A220-300 (137 seats)
- **Alaska** dropped plans for seasonal BOI service from May 16 – Aug 19; market is now discontinued; suspended SJC from Mar 14 – April 1; discontinued SJC after April 11
- **Allegiant** extended schedules for May 15 – Aug. 13 '24 and will serve 18 markets; new 2/Wk service to EUG starts May 31 '24
- **American** summary:
  - Will end ABQ, ELP, IAD, MCI, RSW, SMF at the end of January instead of middle of February

- BZN – service dropped for Feb. 17 – Mar. 30, no other service was filed except 3 departures in Dec '23/Jan '24
- CVG, JAX, MEM–will not resume on Feb. 15 as planned, last op was on Jan. 7
- CZM – last flight was Jan. 6
- EGE – last flight was Feb. 10 instead of Mar. 17
- LIR – last flight is April 2
- MBJ – all service dropped for March and June-August
- OKC– last flight is Feb. 12
- NAS – will operate in March but April-Aug. flights dropped
- PUJ – last flight is Mar. 30
- PVR – last flight is April 3
- RNO – will resume May 6 instead of Feb. 15 (already cut Jan. 8-Feb. 14)
- RSW – last flight is Feb. 14 instead of May 5
- TPA – last flight is Feb. 14
- TUL – service will not resume on Feb. 15 as planned (already cut Nov. 4 '23 -Feb. 14 '24), last op. was Nov. 3 '23
- VPS - will not operate June-Sept.
- Suspended RDU from Feb 1 through Mar 4
- Added 3 roundtrips to AGS in April for the Masters
- Added 2 roundtrips to SDF in May for the Kentucky Derby
- **Delta** new 1x daily nonstop service to LAS & MCO started on Oct 9 '23; will add BNA 3x, MAF 3x, & MFE 3x eff. April '24; also increasing CVG 1x→2x & RDU 2x→3 same day; added AGS roundtrips on April 10 & 15 for the Masters golf tournament
- **Frontier** extended schedules for April 10-Aug 12 and will serve DEN 1x daily, LAS 5/Wk
- **Hawaiian** added HNL from 3 → 4 weekly flights for May 25 – Sept 2
- **KLM** will use the 318-seat B787-10 for April 1 – June 1 instead of the 275-seat B787-9 (16% increase in seats)
- **Lufthansa** will bring back the B787-9 (294 seat) starting Jan. 15 '24 and will increase service to 5/Wk on June 5 '24
- **Southwest** summary:
  - Saturday only service to SJU starts Mar 9 '24
  - Reductions for Jan 8 – Mar 6 '24: M/Th/F reduced 12x from 114x→102x, Tu/W reduced 10x from 100x→90x, Sa flat at 64x, Sun reduced 9x from 102x→93x
  - Extended schedules for June 4 – Aug. 4 '24
    - YOY increase to BUR, CUN, DEN, MCO, PHX, SMF, TPA
    - BOS service returns
    - DAL, FLL & STL slightly reduced
    - no VPS service in '24
  - Extended schedules for Aug 5-Oct 2
    - will reduce from 118 peak day (Mon/Thur/Fri) trips in June to 111 trips in August schedule, with seasonal reductions in primarily leisure destinations
- **Spirit** extended schedules for May 8 – Aug 6 and will serve EWR 1x, FLL 1x, LAS 1x, LAX 1x, MCO 1x; suspended EWR & LAX from Mar 20 – April 10
- **Virgin Atlantic** last day of LHR operation was Jan. 7 '24
- **VivaAerobus** will start new MTY service eff. Mar. 22 '24 with 4/Wk; upgauged MTY in May from 186-seat A320 to 240-seat A321 (same as March & April); dropped MTY flights on Wednesdays in April
- **WestJet** will resume YYC service on Apr 28 '24



- **February '24 v February '23 (down 12 destinations):**
  - + destinations: OMA (G4), PIT (WN) & PTY (CM)
  - – destinations: BZN (AA), CZM (AA), ECP (AA), EGE (AA), JAX (AA), MBJ (AA), MEM (AA), MTJ (WN), MTY (NK), NAS (AA), RNO (AA), RSW (AA), SDF (G4), SRQ (G4), VPS (AA)

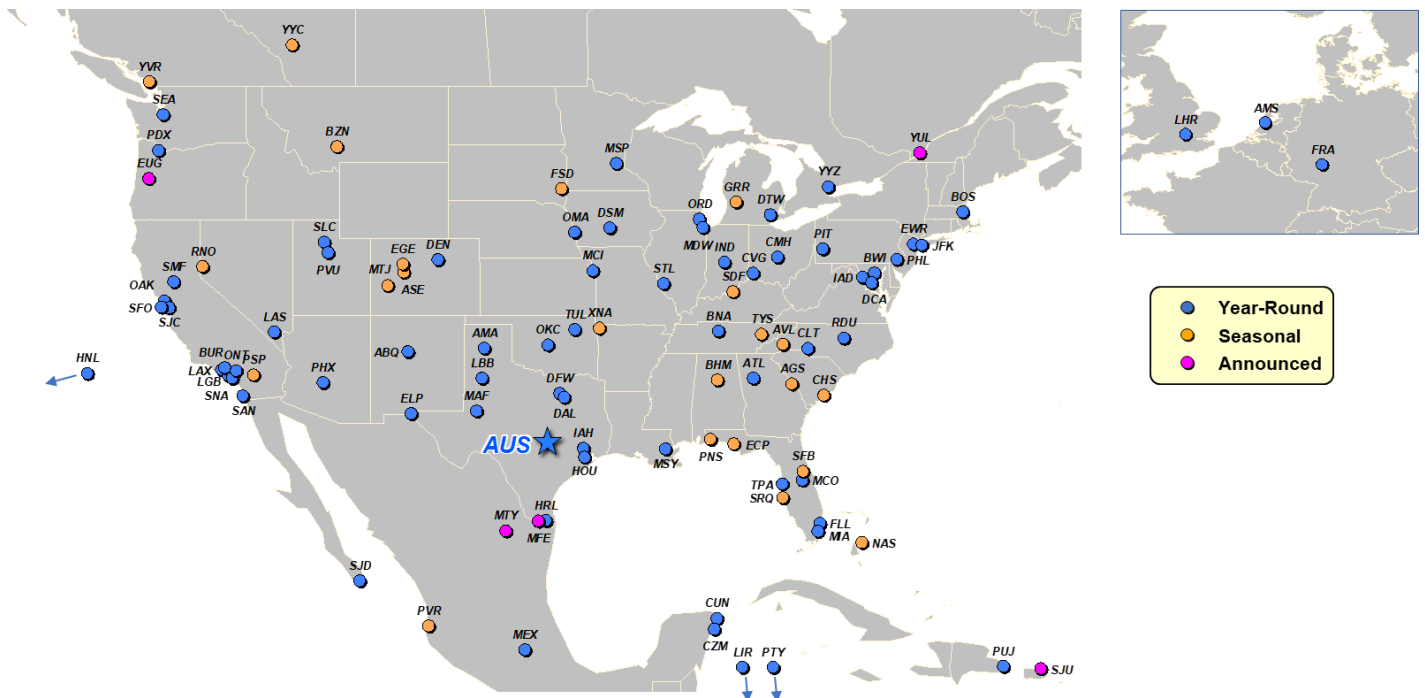
### New AUS Nonstop Service for 2024

Destination	Airline	Start Date	Type	Other Airlines Serving the Route
San Juan, PR (SJU)	Southwest	3/9/24	Seasonal	New Route
Monterrey, Mexico (MTY)	VivaAerobus	3/22/24	Year-round	New Route
McAllen, TX (MFE)	Delta	4/22/24	Year-round	New Route
Midland/Odessa, TX (MAF)	Delta	4/22/24	Year-round	Southwest
Nashville, TN (BNA)	Delta	4/22/24	Year-round	American & Southwest
Montreal, Canada (YUL)	Air Canada	5/3/24	Seasonal	New Route
Eugene, OR (EUG)	Allegiant	5/31/24	Seasonal	New Route
Boston, MA (BOS)	Southwest	6/8/24	Seasonal	American, Delta & JetBlue

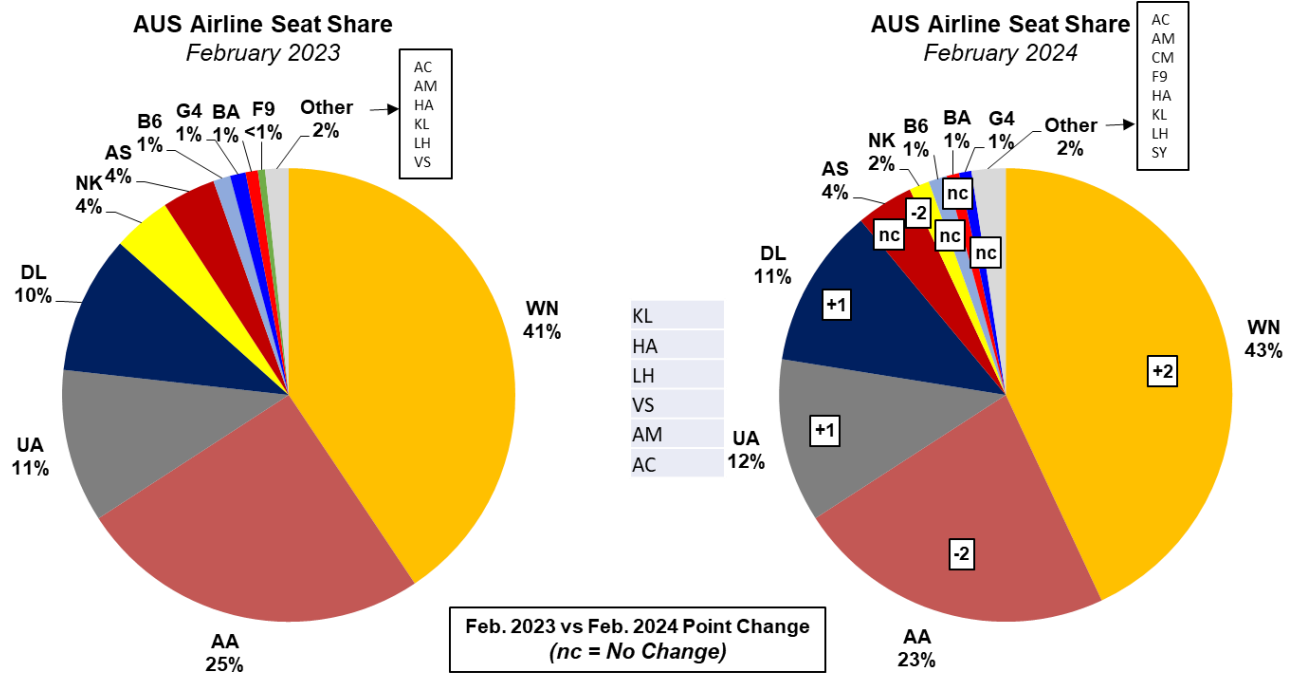
### February 2024 v. 2023 air service comparison:

Average Daily	February 2023	February 2024	Change	Change %
Nonstop Destinations	84	72	-12	-14%
Carriers	16	17	+1	+6%
Nonstop Departures	255	219	-36	-14%
Nonstop Seat Departures	38,081	33,596	-4,485	-12%
Average Seats/Aircraft	150	154	+4	+3%

### Current AUS air service:



## February 2024 v. 2023 carrier seat share comparison:

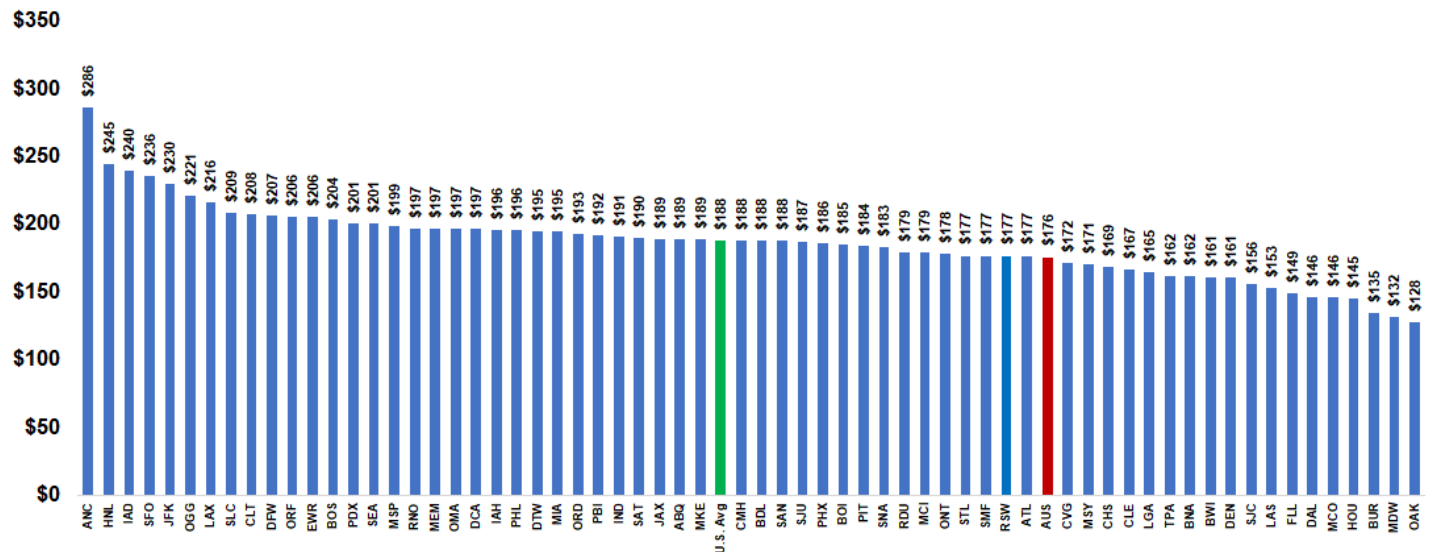


Based on U.S. DOT O&D Passenger Survey, Cirium, *FM Traffic* and ABIA statistics: 15.8% of ABIA passengers in Q3 2023 were connecting between flights at the Airport. The following is a list of the top ten domestic and international AUS connecting markets for Q3 2023:

Domestic		International	
Market	Carrier	Market	Carrier
Atlanta (ATL) - Los Angeles (LAX)	Southwest	Cancun (CUN) - Chicago-Midway (MDW)	Southwest
Dallas-Love (DAL) - Harlingen (HRL)	Southwest	Baltimore (BWI) - Los Cabos (SJD)	Southwest
Las Vegas (LAS) - Orlando (MCO)	Southwest	Cancun (CUN) - Las Vegas (LAS)	Southwest
San Diego (SAN) - Tampa (TPA)	Southwest	Nashville (BNA) - Cancun (CUN)	Southwest
El Paso (ELP) - Orlando (MCO)	Southwest	Los Cabos (SJD) - St. Louis (STL)	Southwest
New Orleans (MSY) - San Diego (SAN)	Southwest	Chicago-O'Hare (ORD) - Puerto Vallarta (PVR)	American
Orlando (MCO) - San Diego (SAN)	Southwest	Cancun (CUN) - Denver (DEN)	Southwest
Orlando (MCO) - San Jose (SJC)	Southwest	Cancun (CUN) - Las Vegas (LAS)	American
Orlando (MCO) - Oklahoma City (OKC)	Southwest	Cancun (CUN) - Indianapolis (IND)	Southwest
Newark (EWR) - Los Angeles (LAX)	Spirit	Albuquerque (ABQ) - Cancun (CUN)	American

## One-Way Domestic Fares for U.S. Medium & Large Hub Airports

(Source: U.S. DOT, O&D Survey, YE Q3 2023):



### List of AUS Airline Codes:

AA	American Airlines	G4	Allegiant Air
AC	Air Canada	HA	Hawaiian Airlines
AM	Aeromexico	KL	KLM-Royal Dutch Airlines
AN	Advanced Air	LH	Lufthansa German Airlines
AS	Alaska Airlines	NK	Spirit Airlines
B6	JetBlue Airways	SY	Sun Country Airlines
BA	British Airways	UA	United Airlines
CM	Copa Airlines	VS	Virgin Atlantic Airways
DL	Delta Air Lines	WN	Southwest Airlines
F9	Frontier Airlines Inc.	WS	WestJet

### List of AUS Airport Codes:

ABQ	Albuquerque, NM	MEM	Memphis, TN
AMA	Amarillo, TX	MEX	Mexico City, Mexico
AMS	Amsterdam, Netherlands	MFE	McAllen, TX
ANC	Anchorage	MIA	Miami, FL
ATL	Atlanta, GA	MKE	Milwaukee, WI
AVL	Asheville, NC	MSP	Minneapolis/St. Paul, MN
BDL	Hartford, CT	MSY	New Orleans, LA
BHM	Birmingham, AL	MTY	Monterrey, Mexico
BNA	Nashville, TN	NAS	Nassau, Bahamas
BOI	Boise, ID	OAK	Oakland, CA
BOS	Boston, MA	OGG	Kahului – Maui, HI
BUR	Burbank, CA	OKC	Oklahoma City, OK
BWI	Baltimore, MD	OMA	Omaha, NE

CHS	Charleston, SC	ONT	Ontario, CA
CLE	Cleveland, OH	ORD	Chicago O'Hare, IL
CLT	Charlotte, NC	ORF	Norfolk, VA
CMH	Columbus, OH	PBI	Palm Beach, FL
CUN	Cancun, Mexico	PDX	Portland, OR
CVG	Cincinnati, OH	PHL	Philadelphia, PA
CZM	Cozumel, Mexico	PHX	Phoenix, AZ
DAL	Dallas, TX	PIT	Pittsburgh, PA
DCA	Washington Reagan, DC	PSP	Palm Springs, CA
DEN	Denver, CO	PUJ	Punta Cana, Dominican Rep.
DFW	Dallas/Ft. Worth, TX	PTY	Panama City, Panama
DSM	Des Moines, IA	PVR	Puerto Vallarta, Mexico
DTW	Detroit, MI	PVU	Provo, UT
ECP	Panama City, FL	RDU	Raleigh-Durham, NC
ELP	El Paso, TX	RNO	Reno, NV
EUG	Eugene, OR	RSW	Ft. Myers, FL
EWR	Newark, NJ	SAF	Santa Fe, NM
FLL	Ft. Lauderdale, FL	SAN	San Diego, CA
FRA	Frankfurt, Germany	SAT	San Antonio, TX
FSD	Sioux Falls, SD	SDF	Louisville, KY
GRR	Grand Rapids, MI	SEA	Seattle, WA
HNL	Honolulu, HI	SFB	Sanford, FL
HOU	Houston Hobby, TX	SFO	San Francisco, CA
HRL	Harlingen, TX	SGF	Springfield, MO
IAD	Washington Dulles, DC	SJC	San Jose, CA
IAH	Houston Intercontinental, TX	SJD	San Jose del Cabo, Mexico
IND	Indianapolis, IN	SJU	San Juan, Puerto Rico
JAX	Jacksonville, FL	SLC	Salt Lake City, UT
JFK	New York JFK, NY	SMF	Sacramento, CA
LAS	Las Vegas, NV	SNA	Orange County, CA
LAX	Los Angeles, CA	SRQ	Sarasota, FL
LBB	Lubbock, TX	STL	St. Louis, MO
LGA	New York – LaGuardia, NY	TPA	Tampa, FL
LGB	Long Beach, CA	TSM	Taos
LHR	London, UK	TUL	Tulsa, OK
LIR	Liberia, Costa Rica	TYS	Knoxville, TN
MAF	Midland/Odessa, TX	VPS	Valparaiso, FL
MBJ	Montego Bay, Jamaica	XNA	Fayetteville, AR
MCI	Kansas City, MO	YUL	Montreal, Canada
MCO	Orlando, FL	YVR	Vancouver, Canada
MDW	Chicago Midway, IL	YYC	Calgary, Canada
		YYZ	Toronto, Canada



## **AIRPORT ADVISORY COMMISSION**

### **ITEM 4 – STAFF BRIEFINGS**

Journey with AUS AEDP/Capital Improvement Program) Active Projects Update provided by Lyn Estabrook, Division Manager, Planning and Development.

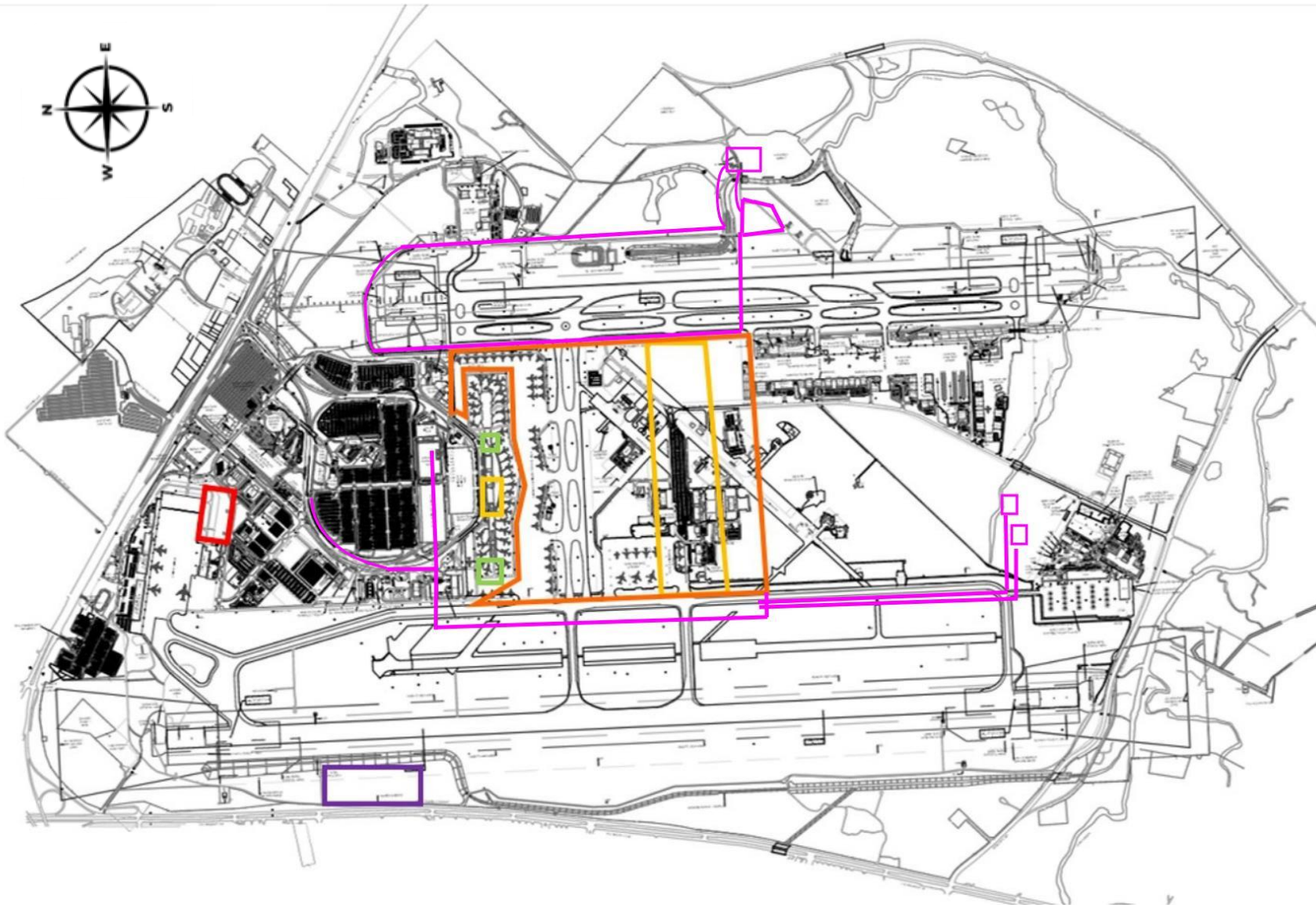
# Airport Expansion and Development Program (AEDP) Active Projects Update

Airport Advisory Commission, February 2024

Lyn Estabrook – Deputy Chief Development Officer







## LEGEND

- **AEDP Airfield Infrastructure – Midfield Taxiways**
- **AEDP Building Demolition (locations shown on slide)**
- **Cargo Development East**
- **West Gates Expansion / Gate 13**
- **Midfield Investigations & Vehicle Checkpoints**
- **Existing Terminal Baggage Handling System Upgrades**
- **AUS Fuel Facility Phase 2 (Tenant led, AUS Fuels Project)**
- **Utility Infrastructure Campus-Wide UICW**

# Midfield Investigations and Vehicle Checkpoints

**Champion Sponsor** – Towanda Cordon  
**Project Manager** – Torrey Henson  
**Project number** – 6000.121

**Description:** This project will expand guard-shacks at two vehicle Checkpoints, Alpha and Charlie, to allow efficient and secure access to the Aircraft Operations Area. Additionally, this project includes scope to investigate the locations for midfield taxiways. Technical investigations of the airfield includes surveys, geotechnical borings, and other site investigations.

Risk	Mitigation
Checkpoints A & C Design underway. The Aircraft Operations Area must remain secure. All activities remain operational during construction phase.	Work with project teams and stakeholders prior to construction beginning. Provide alternative routes to access the Aircraft Operations Area and increase security awareness to contractors during construction phase.

**Status:** The design for both Checkpoints Alpha and Charlie have been completed and approved by AUS as of Nov 20. Consultant is currently making final revisions to Project Manual and will submit to CoA Quality Review Office for final review within the coming weeks. Submission for a COA permit is currently underway; the permit request was submitted late last month.

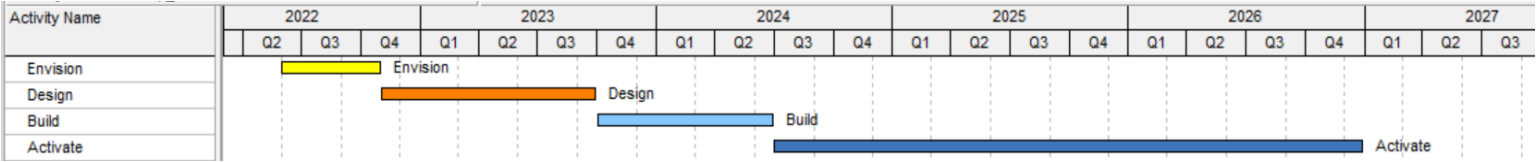


**%MWBE:**  
**Design:** 73%  
**Construction:** TBD %

**Delivery Methods:**  
**Design:** Corgan  
**Construction:** DBB

**Project Budget:**  
**Spend-To-Date:** \$2,783,706  
**Obligated:** \$3,188,436  
**Total Budget:** \$6,300,000

Project Schedule:





# AEDP Airfield Infrastructure - Midfield Taxiways

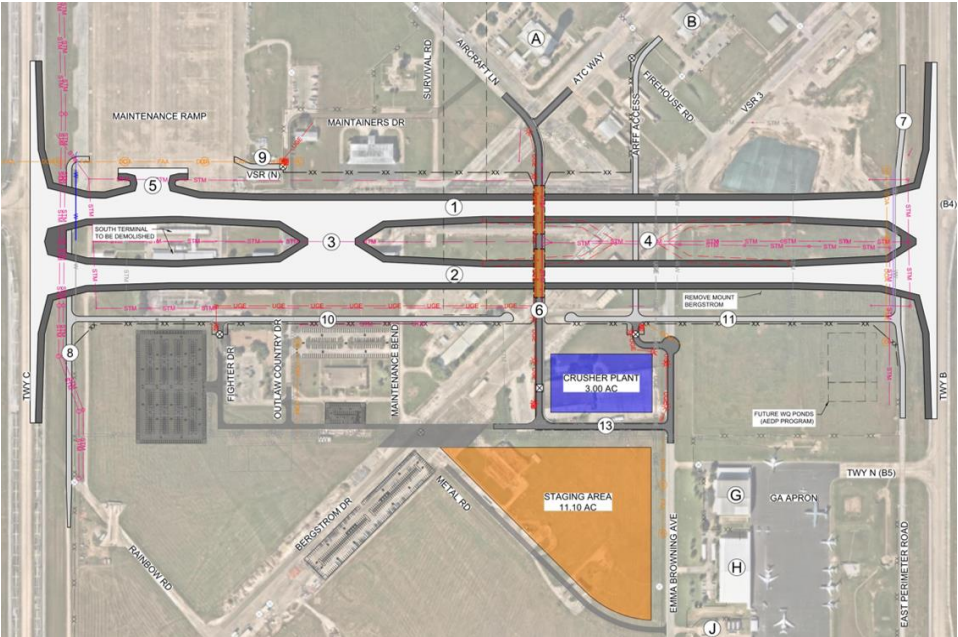
**Champion Sponsor** – Lyn Estabrook  
**Project Manager** – Ellen Brunjes-Brandt  
**Project number** – 13188.003

**Description:** Design and construct two parallel Midfield Taxiways with connectors and access to the maintenance ramp. The project includes bridges for vehicle access to the midfield, utility relocation, drainage improvements, demolition of existing pavements and infrastructure, new fencing, service roads and modifications to Emma Browning Rd.

**Other Notes:** This project will provide connectivity between the east and west side of the airport when the existing midfield taxiways are removed to build a second concourse.

Risk	Mitigation
Relocation of Austin Energy service line to South Terminal to enable bridge construction.	Early submission of electrical service 9/22/23

- Status:**
- Preliminary Design Phase – Complete
  - 30% Design Phase - Complete
  - 60% Design ongoing
    - Design Package 1: December 22, 2023 – Review Underway
    - Design Package 2: January 29, 2024
  - RCA to increase Design and Construction Phase services from \$8M to \$20.7M on December 13, 2023
  - RCA for additional construction authority – March 2024
  - RCA for FAA Reimbursable Agreement – February 2024




**%MWBE:**  
**Design:** 17%  
**Construction:** 11.12%

**Delivery Methods:**  
**Design:** RS&H  
**Construction:** Construction; Construction Manager At Risk (CMAR): Austin Bridge and Road

**Project Budget:**  
**Spent To Date:** \$5,171,758  
**Obligated:** \$9,423,176  
**Total Budget:** \$323,757,200

## Project Schedule:



# AEDP Airfield Infrastructure – Utility Infrastructure Campus-Wide (UICW)

**Champion Sponsor** – Brian Long  
**AUS Project Manager** – Ellen Brunjes-Brandt  
**Project number** – 13307.001

**Description** – The Utility Infrastructure Campus-Wide (UICW) project involves the expansion or enhancement of existing and newly proposed utilities to meet the growing demands of the airport. The project encompasses utility systems including reclaimed water, storm drainage, water quality pond/deicing pond, detention pond, hydronic piping (chilled and hot water), AUS medium voltage electrical power distribution center, duct bank and electrical distribution system, redundant electrical duct banks, information technology/telecommunications duct banks, and other utility extensions that may be identified as the AEDP program progress and their seamless coordination with other AEDP facilities projects.

**Other Notes:** This is an enabling project for AEDP Program specifically Concourse B, AD Hall, and Central Utility Plant Relocation Projects

Risk	Mitigation
Unforeseen Underground UTL	Include Survey in the design scope

**Status:**

- Utility Infrastructure Campus-Wide (Designer) Solicitation - January 24
- Utility Infrastructure Campus-Wide (CMR) Solicitation - February 24
- Concourse B & AD Hall Utility Scoping Coordination

**%MWBE:**

**Design:** TBD%

**Construction:** TBD%

**Delivery Methods:**

**Design:** TBD

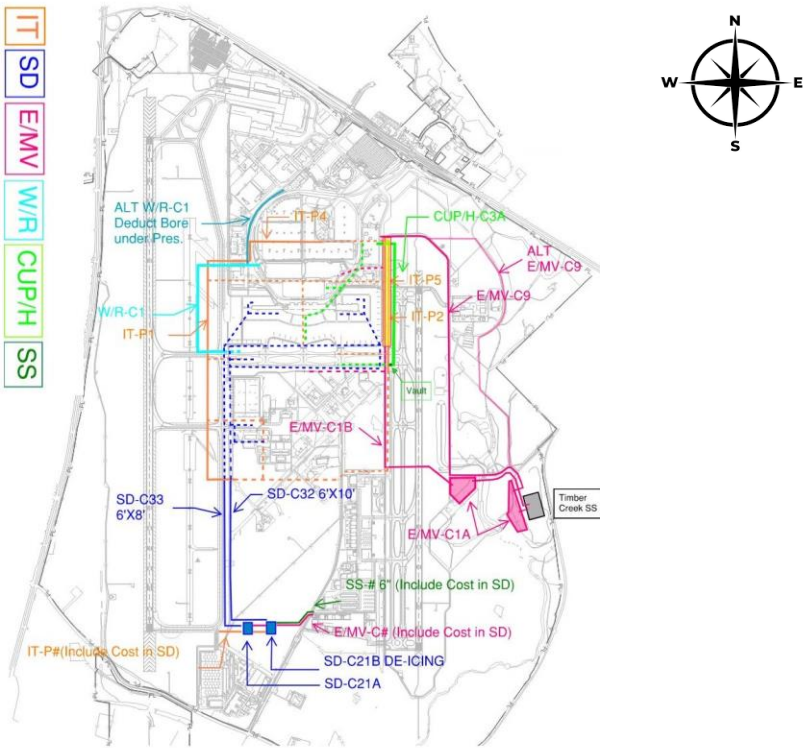
**Construction:** Construction;  
Construction Manager At Risk  
(CMR): TBD

**Project Budget:**

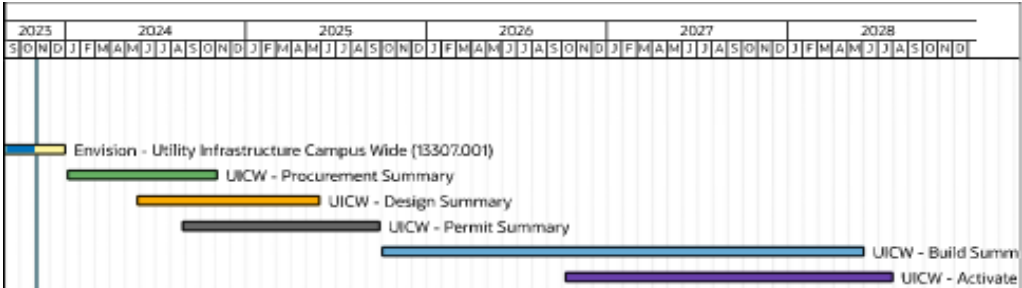
**Spent To Date:** \$0

**Obligated:** \$0

**Total forecast Budget:**  
\$164M



**Project Schedule:**



# AEDP Airfield Infrastructure- Central Utility Plant (CUP)

**Champion Sponsor** – Brian Long  
**Project Manager** – Carol Stewart  
**Project number** – 13307.002

**Description:** Description: Design, construct and commission a new, appropriately sized CUP and associated Thermal Energy Storage (TES) utilizing current efficiency technology, equipment, and operational processes to provide reliable, redundant and resilient service for the existing and future AUS cooling and heating loads.

Risk	Mitigation
Changing program will require update of load calculations	Monitor size of programmed buildings

- Status:**
- Deadline for submitting questions – January 2, 2024
  - Progressive Design Build Responses – January 12, 2024



**%DBE:**  
**Design:** 8.21%  
**Construction:** TBD%

**Delivery Methods:**  
**Design:** Design Build  
**Construction:** Design Build

**Project Budget:**  
**Spent To Date:** \$0  
**Obligated:** \$485,000  
**Total Budget:** \$170M

## Project Schedule:



# West Garage – Lot B

**AUS Project Lead** – Robert Mercado  
**Project Manager** – Steven Latman  
**Project number** – 13308.002

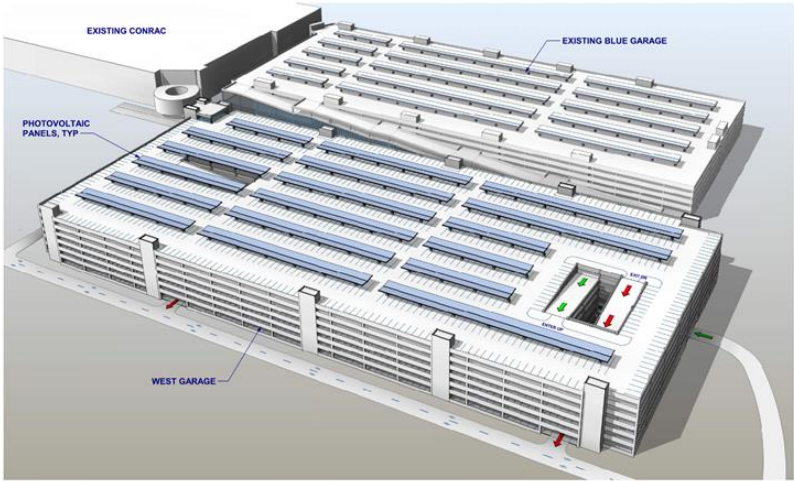
**Description:** Planning, design and construction of a multi-level parking garage with a capacity of approximately 7,700 spaces. The designated location for this garage is the current Lot B surface parking area (approx. 326,000 sf), situated directly north of the existing Blue Garage.

**Other Notes:** This project creates additional parking to parking and revenue lost due to construction and to meet future demand connected with enplanement growth forecasts associated with the addition of Concourse B

Risk	Mitigation
It is imperative to ensure close coordination between the design and construction of the garage with both ongoing and upcoming strategic projects	The project team will develop a strategic plan for a phased and staged approach to minimize disruptions to ongoing operations and activities at the Airport.

**Status:**

- Project Solicitation For Design Consultant – December 20, 2023
- Project Solicitation For CMAR – January 22, 2024

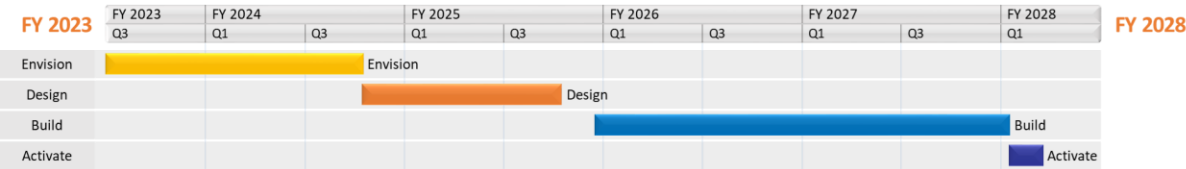


**%MWBE:**  
**Design:** TBD%  
**Construction:** TBD%

**Delivery Methods:**  
**Design:** TBD  
**Construction:** Construction;  
Construction Manager At Risk  
(CMAR): TBD

**Project Budget:**  
**Spent To Date:** \$0  
**Obligated:** \$0  
**Total forecast Budget:**  
\$250M

**Project Schedule:**





# AEDP Building Demolition

**Champion Sponsor** – Lyn Estabrook  
**Project Manager** – Ellen Brunjes-Brandt  
**Project number** – 13189.012

**Description:** Demolish 39 Buildings on South Campus that are a safety hazard, original Airforce infrastructure, no longer serve operational need for the Department of Aviation and to make way for future development. The work includes removal of the facilities to slab level and disconnection of utilities throughout the site.

Risk	Mitigation
Power to lights in the staff parking lots delayed	New trenching from meter and panel to staff parking Lot

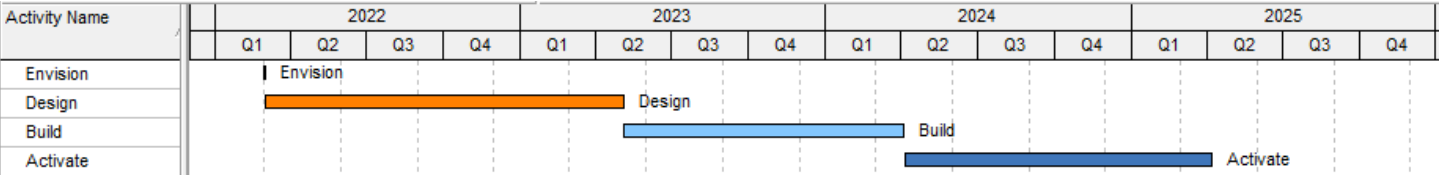


**%MWBE:**  
**Design:** 15.8%  
**Construction:** 26.87%

**Delivery Methods:**  
**Design:** Corgan  
**Construction:** Low Bid – STR Contractors

**Project Budget:**  
**Spend-To-Date:** \$4,569,000  
**Obligated:** \$5,312,000  
**Total Budget:** \$9,608,000

**Project Schedule:**



# Barbara Jordan Terminal Optimization West Gate Expansion

**Champion Sponsor**– Ghizlane Badawi  
**Project Manager** – Robert Mercado  
**Project number** – 13184.014

**Description:** The main expansion project will add 3 new Gates (short term) to the west end of the Barbara Jordan Terminal (BJT) and replace 12 aging boarding gates. This project will provide infrastructure needed for passenger growth, comfort, health and safety.

Risk	Mitigation
Coordination issues with Operations that affect construction timing and schedule.	Constant communication and notification among all stakeholders on aviation activities and project needs.

**Status:**

- Construction enabling work is underway at Gates & BJT Concourse
- Temporary Gate 34 and 36 are now open for use
- Apron Concrete modifications underway

**Project Schedule:**

Activity Name	2021					2022					2023					2024					2025					2026					2027				
	Q4	Q1	Q2	Q3	Q4	Q1	Q2	Q3	Q4	Q1	Q2	Q3	Q4	Q1	Q2	Q3	Q4	Q1	Q2	Q3	Q4	Q1	Q2	Q3	Q4	Q1	Q2	Q3	Q4						
Envision						Envision																													
Design						Design																													
Build														Build																					
Activate																										Activate									



**%MWBE:**  
**Design:** 17%  
**Construction:** 11.12%

**Delivery Methods:**  
**Design:** Page Architects  
(Rotation List A/E Prof Services)  
**Construction:** Hensel Phelps  
(CMR Selection)

**Project Budget:**  
**Spent-To-Date:** \$21,990,668  
**Obligated:** \$137,012,510  
**Total Project Cost :** \$164,399,584

# AUS Cargo Development East



**Project Manager** – Robert Mercado  
**Project number** – 13189.026

**Description:** A 90,000 SF facility for operators/tenants with room to expand to 99,000 SF. Includes employee parking, truck staging, drainage infrastructure, 3 aircraft parking positions.

Risk	Mitigation
Schedule delays due to installation of permanent power from Austin Energy.	Discussions with Austin Energy management to help with approvals for the work to proceed.

- Status:**
- Installation of MEP scopes underway
  - Substantial Completion estimate – Spring 2024

**Project Schedule:**



**%MWBE:**

**Design:** 15.8%

**Construction:** 1.13%

*Anticipated Construction:* 7.36%

**Delivery Methods:**

**Design:** Atkins

**Construction:** JE Dunn & Flintco

**Project Budget:**

**Spend-To-Date:** \$29,443,337

**Obligated:** \$31,738,412

**Total Budget:** \$32,874,000




# Barbara Jordan Terminal Optimization Gate 13 Renovation

**Champion Sponsor** – Ghizlane Badawi  
**Project Manager** – Robert Mercado  
**Project number** – 13184.014

**Description:** The renovation of existing Gate 13 in the east end of the Barbara Jordan Terminal (BJT) to allow for more efficient bus operation and ground loading of planes on the Apron. Scope includes the installation of two escalators and a central stairway.

Risk	Mitigation
Security issues related to the exterior doors that exit onto the Apron Level.	Maintaining communication with aviation security on all issues affecting door access and security cameras.

- Status:**
- Gate 13 Hold Room and Hardstands are Substantially Complete and Open



**%MWBE**

**Design:** 3.15%

*Design Anticipated: 20.46%*

**Construction:** 2.23%

*Construction Anticipated: 22.33%*

**Delivery Methods:**

**Design:** Page Architects (RL)

**Construction:** Alpha Bldg. (RL JOC)

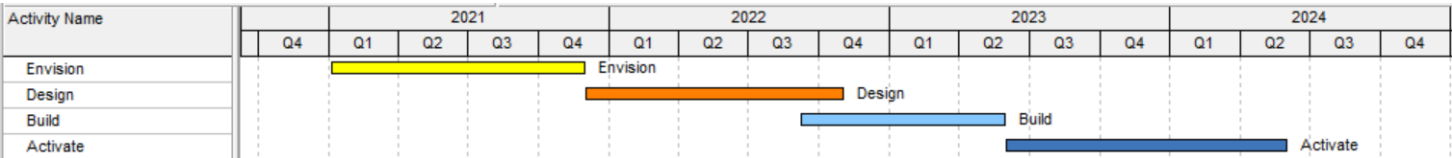
**Project Budget:**

**Spend-To-Date:** \$3,554,988

**Obligated:** \$3,946,803

**Total Budget:** \$4,000,000

## Project Schedule:





# AUS Fuel Facility Upgrade Package 2

**Sponsor – Tenant Project** - Airline Fuel Consortium  
**AUS Project Manager** – David Smythe-Macaulay  
**Project number** – F7003.08

**Description:** Project is led by tenant AUS Fuels (Airline Fuel Consortium). Design and build a new Jet A fuel storage facility with two underground transfer lines connecting to the existing facility.

Risk	Mitigation
FAA required monitoring of telecommunications installations alongside FAA cables. FAA process may delay completion.	Request FAA assign someone to monitor installation immediately after the agreement is executed.

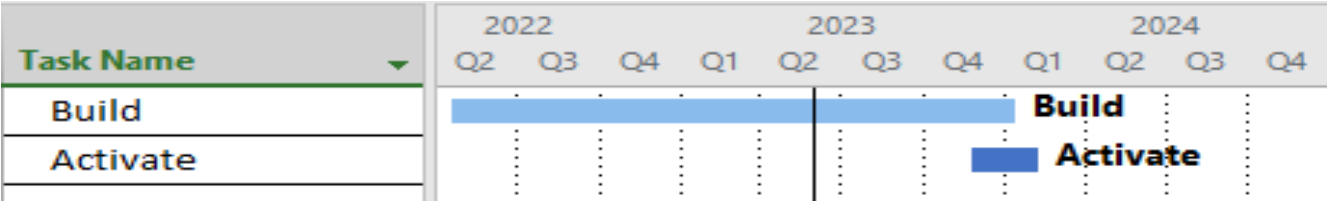
- Status:**
- Permanent power is now available to facility
  - Started renovations to the Metropolis & HWY 183 intersection
  - Continue building concrete dike walls around tanks
  - Continuing to fabricate and install piping and pumps
  - Continue with site grading and roads
  - Complete Vehicle Service Road
  - Project early completion is anticipated for February 2024
  - Monthly construction updates available online – [SpeakUpAustin.org/AUSFuel](https://SpeakUpAustin.org/AUSFuel)



**%MWBE**  
**Goal:** 6.6%  
*Participation to Date:* 4.60%  
*Anticipated Participation:* 5.10%

**Delivery Methods:** **Project Budget:**  
**Design-Build Contractor:** ~\$64M  
Burns & McDonnell

**Project Schedule:**



# Existing Terminal Centralized Baggage Handling System Upgrades



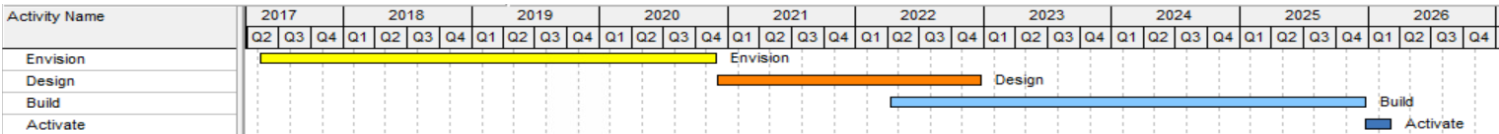
**Sponsor** – Brian Long  
**AUS Project Manager** – Rohini Kumarage  
**Project number** – 5415.112

**Description** – Design build a new centralized baggage handling system (BHS) to increase screening capacity, address existing operational concerns, and upgrade to 30 Million Annual Passengers processed. Rebased line scope for Design of infill and bump out per AUS executive team and airlines in December 2022

Risk	Mitigation
Construction material shortage and lead/delivery times. Schedule extension due to redefined scope at the West Infill scope, may added 12 months. The EDS equipment delivery date is being coordinated with TSA	Ordering all equipment and materials early, tracking material pricing and procurement/delivery times. Ensured Phase 1 not impacted. West Infill release of 30% design to finalize the end product. Team is evaluating testing schedule to accommodate the delivery of the EDS machines.

<b>Delivery Method:</b> Design-Build	<b>Project Budget:</b>	<b>%MWBE</b>
<b>Contractor:</b> Whiting-Turner	<b>Spend-To-Date:</b> \$ 84,929,921	Construction and
<b>Designers:</b> Gensler, VTC BHS	<b>Obligated:</b> \$142,497,539	Design: 5.52%
	<b>Total Budget:</b> \$238,000,00	Anticipated: 10%

## Project Schedule:



**Status:**  
**Tenant/Enabling** - All Tenants have been relocated.  
**Phase 1** – 100% Baggage Handling System Design Approved by TSA, Conveyor Installation is 95% in Bag Claim Ceiling, 100% in the CBIS/CBRA, and 75% in the Apron. Electrical Installation is 98% CBIS/CBRA with device terminations. Conveyor start Up and programing in progress.  
**Phase 2** –West Infill/Bump out Concept Planning redefined per AUS Exec and Airlines due to increased passenger demand. Additional funding was approved from AAC and Council. BHS CBIS /CBRA was approved by TSA. 60% design was submitted and reviewed by AUS. Permits submissions for early works site-work and demolition have been submitted and approved. Contractor for sitework has mobilized and has cleared the site. Underground utilities have commenced.  
**Budget:** Phase 1 on track, Phase 2 pending 100% drawings (redesign of bump out).

Thank You!



# **AIRPORT ADVISORY COMMISSION**


## **ITEM 5 – STAFF BRIEFINGS**

City of Austin FY2025 Budget Timeline and  
Deliverables presented by Rajeev Thomas,  
Chief Financial Officer



## MEMORANDUM

**TO:** Boards and Commissions

**FROM:** Kerri Lang, FSD - Budget Officer 

**DATE:** January 29, 2024

**SUBJECT:** FY 2024-25 Budget Process and Calendar

---

The City remains committed to an inclusive annual budget process. Resident and stakeholder feedback, including the various boards and commissions recommendations, guide City leadership during budget deliberations. The FY 2023-24 budget contained investments that aligned to boards and commissions recommendations, budget priority survey results and community conversations. These enhancements included funding to improve maintenance and security at parks, expand the Enhanced Library Card program, continue emergency shelter operations, bolster the capacity of the Downtown Austin Community Court, and renovate Zilker Park restrooms to be more inclusive with an adult-sized changing table.

The Financial Services Department's Budget and Performance Division will continue to coordinate with City departments to review recommendations passed by boards and commissions. To ensure the recommendations are voted and approved by the full commission, please post the approved recommendation to the respective board and commission website, under meeting documents. The deadline for submitting recommendations is March 31, 2024, allowing staff the necessary time to review the recommendations.

For your information, the proposed calendar for the FY 2024-25 budget is shown below:

- March 31 Board and Commission recommendations due to the Budget and Performance Division
- May 3 Department budgets due to the Budget and Performance Division
- July 12 Presentation of the FY 2024-25 Proposed Budget to City Council
- July 24 Community Input Sessions at 10am
- August 1 Community Input Session at 3pm
- August 14 Budget Adoption

Additional information can be found at [www.austintexas.gov/budget](http://www.austintexas.gov/budget). Should you have any questions, please contact our office at [BudgetQA@austintexas.gov](mailto:BudgetQA@austintexas.gov).

cc: Ed Van Eenoo, Chief Financial Officer, Financial Services Department



# **AIRPORT ADVISORY COMMISSION**

## **ITEM 6 – STAFF BRIEFINGS**

AUS Special Events Response and  
Operations presented by Sam Haynes, Public  
Information and Marketing Division Manager





# AUS Special Events Response & Operations

---

Sam Haynes

Aviation Division Manager

Public Information & Marketing



# Agenda

- 2023 & Top Busiest Days Review
- AUS Preparedness
- Department Operations Center
- AUS Public Communications
- Questions





# Top 5 Busiest Days

---

Date	People Screened by TSA	Event
Monday, Oct. 23, 2023	43,243	Monday after F1 race
Monday, Oct. 24, 2022	42,241	Monday after F1 race
Monday, Oct. 16, 2023	38,475	Monday after ACL Weekend 2
Sunday, Nov. 5, 2023	38,252	Sunday after AfroTech & UT Game
Friday, Nov. 17, 2023	37,792	Friday before Thanksgiving



**WE ALL BELONG**

DEPARTURES

FLIGHT	TO	STATUS
AA123	NEW YORK	ON TIME
AA456	LOS ANGELES	ON TIME
AA789	CHICAGO	ON TIME
AA101	DENVER	ON TIME
AA202	PHOENIX	ON TIME
AA303	ATLANTA	ON TIME
AA404	MIAMI	ON TIME
AA505	HOUSTON	ON TIME
AA606	PORTLAND	ON TIME
AA707	SEATTLE	ON TIME
AA808	MINNEAPOLIS	ON TIME
AA909	KANSAS CITY	ON TIME
AA1010	COLUMBIA	ON TIME
AA1111	INDIANAPOLIS	ON TIME
AA1212	DETROIT	ON TIME
AA1313	CLEVELAND	ON TIME
AA1414	CINCINNATI	ON TIME
AA1515	COLUMBUS	ON TIME
AA1616	DAYTON	ON TIME
AA1717	INDIANAPOLIS	ON TIME
AA1818	DETROIT	ON TIME
AA1919	CLEVELAND	ON TIME
AA2020	CINCINNATI	ON TIME
AA2121	COLUMBUS	ON TIME
AA2222	DAYTON	ON TIME
AA2323	INDIANAPOLIS	ON TIME
AA2424	DETROIT	ON TIME
AA2525	CLEVELAND	ON TIME
AA2626	CINCINNATI	ON TIME
AA2727	COLUMBUS	ON TIME
AA2828	DAYTON	ON TIME
AA2929	INDIANAPOLIS	ON TIME
AA3030	DETROIT	ON TIME
AA3131	CLEVELAND	ON TIME
AA3232	CINCINNATI	ON TIME
AA3333	COLUMBUS	ON TIME
AA3434	DAYTON	ON TIME

ARRIVALS

FLIGHT	FROM	STATUS
AA123	NEW YORK	ON TIME
AA456	LOS ANGELES	ON TIME
AA789	CHICAGO	ON TIME
AA101	DENVER	ON TIME
AA202	PHOENIX	ON TIME
AA303	ATLANTA	ON TIME
AA404	MIAMI	ON TIME
AA505	HOUSTON	ON TIME
AA606	PORTLAND	ON TIME
AA707	SEATTLE	ON TIME
AA808	MINNEAPOLIS	ON TIME
AA909	KANSAS CITY	ON TIME
AA1010	COLUMBIA	ON TIME
AA1111	INDIANAPOLIS	ON TIME
AA1212	DETROIT	ON TIME
AA1313	CLEVELAND	ON TIME
AA1414	CINCINNATI	ON TIME
AA1515	COLUMBUS	ON TIME
AA1616	DAYTON	ON TIME
AA1717	INDIANAPOLIS	ON TIME
AA1818	DETROIT	ON TIME
AA1919	CLEVELAND	ON TIME
AA2020	CINCINNATI	ON TIME
AA2121	COLUMBUS	ON TIME
AA2222	DAYTON	ON TIME
AA2323	INDIANAPOLIS	ON TIME
AA2424	DETROIT	ON TIME
AA2525	CLEVELAND	ON TIME
AA2626	CINCINNATI	ON TIME
AA2727	COLUMBUS	ON TIME
AA2828	DAYTON	ON TIME
AA2929	INDIANAPOLIS	ON TIME
AA3030	DETROIT	ON TIME
AA3131	CLEVELAND	ON TIME
AA3232	CINCINNATI	ON TIME
AA3333	COLUMBUS	ON TIME
AA3434	DAYTON	ON TIME

Made here. Played here.

9 9 9





WEST TICKETING  
AIR CANADA  
AMERICAN  
Copa  
Hawaiian  
Jet Blue  
JAL  
LIETUANIA  
NORWEGIAN  
UNITED

ELEVATORS  
TO BOARDING LEVEL  
RESTROOMS  
PARKING  
RENTAL CARS  
TAXI CABS  
TRAVEL AGENCIES

**Zoho One**  
One software suite to run your entire business

CHECKPOINT 2  
TSA Pre

REGULAR  
SCREENING  
←

CHECKPOINT 2W  
→  
CLEAR

AIR CANADA  
CLEAR

CLEAR







# Questions?

*Visit [FlyAustin.com](https://flyaustin.com) for the latest  
AUS news & info*



Austin-Bergstrom  
International Airport





## **AIRPORT ADVISORY COMMISSION**

### **ITEM 8 – DISCUSSION/ACTION ITEM**

Discussion and possible action on a recommendation by the Airport Advisory Commission supporting improved roadway safety measures.



## AIRPORT ADVISORY COMMISSION

### RECOMMENDATION 20240214-008

**Date:** February 14, 2024

**Subject:** Road Safety

**Motioned By:** Wendy Price Todd

**Seconded By:**

**Recommendation:**

Department of Aviation staff to coordinate with Austin Police (APD), Fire (AFD) and Emergency Medical Services (EMS); Austin Transportation Public Works (TPW) Department Vision Zero Program; and the Texas Department of Transportation (TXDOT) #EndTheStreak Program and other means to promote pedestrian, bicycle, driver and vehicle safety in and around Austin-Bergstrom International Airport and also in order to keep at least one lane in each direction including airport entrances and exits open under most circumstances.

**Description of Recommendation to Council:**

Airport Advisory seeks improved safety measures and enhanced communication with APD, AFD, EMS, TPW and TXDOT to avoid future incidents and to manage traffic in order that the roadways in and out of the airport remain safe and operational, especially along SH71 and SH183.

**Rationale:**

Fatal highway incidents on Northbound 183 (11/14/2022) and on Eastbound SH71 (11/15/2023) resulted in lane closures

Fatal vehicle related incidents on secure airfield side on 4/20/2023 and 10/31/2023

Neighborhoods surrounding airport considered by City of Austin Equity Analysis to be Most or Medium-High Vulnerable City of Austin Transportation and Public Works

Intersection safety project on Burleson Road and SH 183

<https://www.austintexas.gov/department/vision-zero>

<https://storymaps.arcgis.com/stories/3a3a426a303c41bab65936eda0d58fde>

City of Austin Transportation and Public Works (TPW) Vision Zero

<https://www.austintexas.gov/department/vision-zero>

State of Texas Department of Transportation (TXDOT) #EndTheStreak

<https://www.txdot.gov/safety/traffic-safety-campaigns/endthestreaktx.html>

**Vote:**

For:

Against:

Abstain:

Absent:

Attest: [Staff or board member can sign]

---





## **AIRPORT ADVISORY COMMISSION**

### **ITEM 9 – DISCUSSION/ACTION ITEM**

Authorize negotiation and execution of a contract for preconstruction and construction services for the Barbara Jordan Terminal (BJT) Optimization – Phase 2 (Area 2) project with The Whiting-Turner Contracting Company, in an amount not to exceed \$150,000,000. [Note: This contract will be awarded in compliance with City Code Chapter 2-9A (Minority Owned and Women Owned Business Enterprise Procurement Program) by meeting the goals with 10.41% DBE participation.].





## **AIRPORT ADVISORY COMMISSION**

### **ITEM 10 – DISCUSSION/ACTION ITEM**

Authorize negotiation and execution of a contract for radio frequency engineering support with Booz Allen Hamilton Inc., for a term of five years in an amount not to exceed \$1,625,000. [Note: This solicitation was reviewed for subcontracting opportunities in accordance with City Code Chapter 2- 9B (Minority-Owned and Women-Owned Business Enterprise Procurement Program). For the services required for this solicitation, there were no subcontracting opportunities; therefore, no subcontracting goals were established].



# City of Austin

## Recommendation for Action

**File #: 24-3900, Agenda Item #:**

**2/29/2024**

### **Posting Language**

Authorize negotiation and execution of a contract for radio frequency engineering support with Booz Allen Hamilton Inc., for a term of five years in an amount not to exceed \$1,625,000.

[Note: This solicitation was reviewed for subcontracting opportunities in accordance with City Code Chapter 2-9B (Minority-Owned and Women-Owned Business Enterprise Procurement Program). For the services required for this solicitation, there were no subcontracting opportunities; therefore, no subcontracting goals were established].

### **Lead Department**

Financial Services Department.

### **Client Department(s)**

Department of Aviation.

### **Fiscal Note**

Funding in the amount of \$250,000 is available in the Fiscal Year 2023-2024 Operating Budget of the Department of Aviation. Funding for the remaining contract term is contingent upon available funding in future budgets.

### **Purchasing Language:**

The Financial Services Department issued a Request for Qualifications Statements (RFQS) 8100 GAZ4000 for these services. The solicitation was issued on August 28, 2023, and closed on October 10, 2023. Of the two offers received, the recommended contractor submitted the best evaluated responsive offer. A complete solicitation package, including a log of offers received, is available for viewing on the City's Financial Services website, Austin Finance Online. This information can currently be found at:

[https://financeonline.austintexas.gov/afo/account\\_services/solicitation/solicitation\\_details.cfm?sid=139250](https://financeonline.austintexas.gov/afo/account_services/solicitation/solicitation_details.cfm?sid=139250).

### **For More Information:**

Direct questions regarding this Recommendation for Council Action to the Financial Services Department - Central Procurement at: [FSDCentralProcurementRCAs@austintexas.gov](mailto:FSDCentralProcurementRCAs@austintexas.gov) or 512-974-2500. Respondents to the solicitation and their Agents should direct all questions to the Authorized Contact Person identified in the solicitation.

### **Council Committee, Boards and Commission Action:**

February 14, 2024 - To be reviewed by the Airport Advisory Commission.

### **Additional Backup Information:**

The contract will provide radio frequency (RF) engineering support services for the Department of Aviation at the Austin-Bergstrom International Airport (ABIA). The services include RF systems design, analysis, troubleshooting, measurement, installation, maintenance, repair, frequency coordination, and systems documentation. Specific responsibilities of the contractor include maintenance and repair of ABIA's public

---

safety and operations Distributed Antenna System, coordination of tenant RF systems requests and installations, assisting ABIA and tenants with interference issues, maintaining documentation related to the RF distributions systems and tenant installations, and remote monitoring and alerting services for the active components of the existing RF distribution system.

These services are necessary to provide for the operation and maintenance of radio communications and RF systems infrastructure, and the distribution and protection for the reliability of critical life safety radio communications. ABIA contains a large number of wireless users that can create interruptions to, and interference with, other ongoing radio traffic including the communication between pilots and air traffic controllers. ABIA continues to see an increase in the implementation of wireless devices used to monitor various types of equipment throughout the terminal (elevators, baggage-handling system, and fire extinguishers) and airfield.

An evaluation team with expertise in this area evaluated the offers and scored Booz Allen Hamilton Inc. as the best to provide these services based on firm experience and references and overall personnel and project management structure.