

SCALING SUPPORT: BUILDING MORE PATHWAYS TO EXIT HOMELESSNESS

David Gray
Officer
Homeless Strategy Office

Jamey May
Officer
Housing Department





TODAY'S TOPICS

Increasing Austin's
Emergency Shelter
Opportunities

Pipeline for New
Permanent Supportive
Housing Projects

HOMELESSNESS RESPONSE: SYSTEM DATA

October 2023 estimate of persons experiencing homelessness: 6,683

- Sheltered: 1,153
- Unsheltered: 5,530

Housing move-ins through supportive programs (Oct 2022 – Sept 2023)

- Rapid Rehousing: 1,462
- Permanent Supportive Housing: 220

System capacity as of January 2024

- Permanent Emergency Shelter: 1,075 beds
- Permanent Supportive Housing: 1,718 units
- Rapid Rehousing: 1,168 units
- Transitional Housing: 346 beds
- Safe Haven: 15 beds

Source: ECHO HRS Dashboard

Photo Credit: Ben Thompson/Community Impact

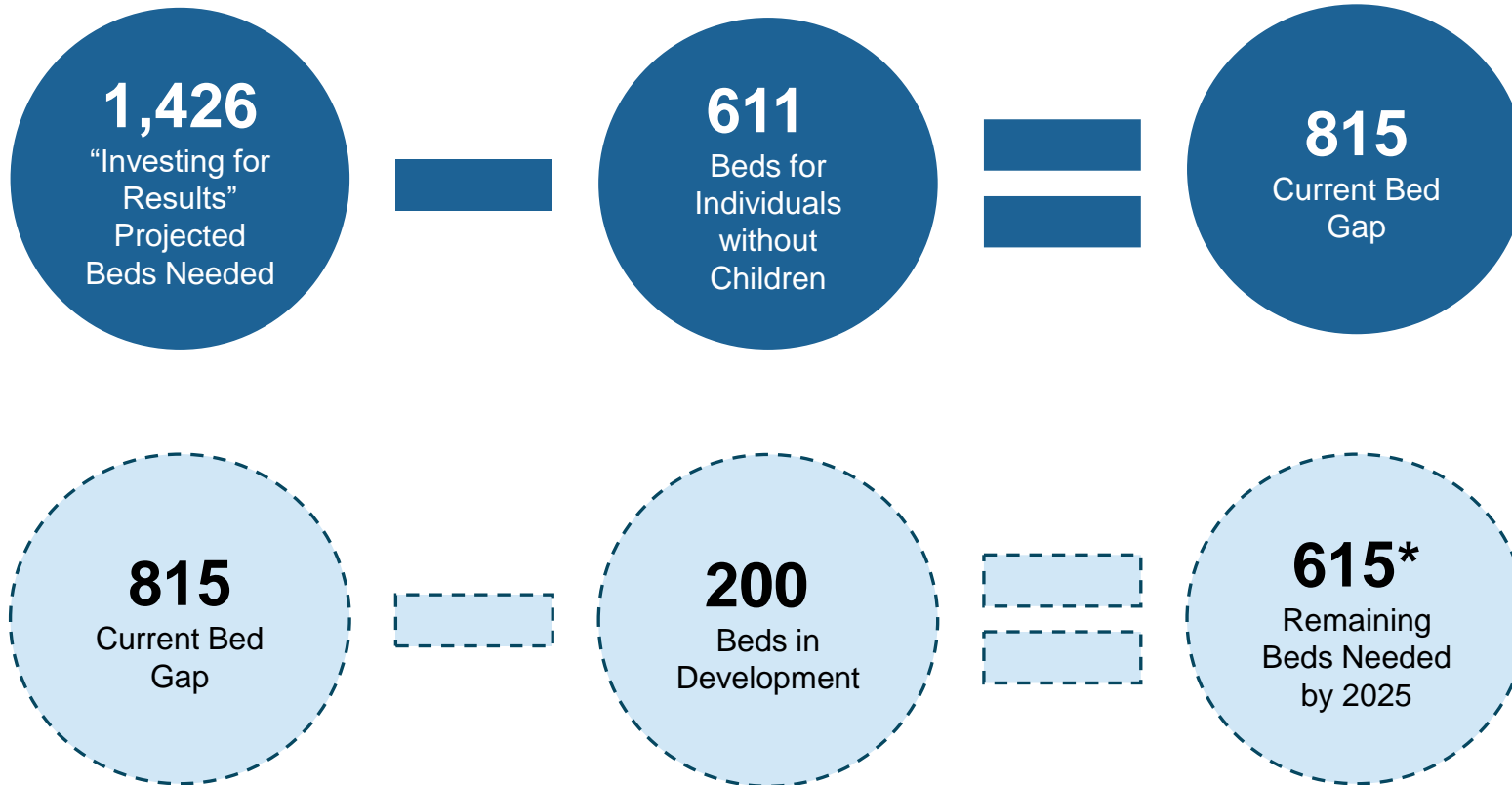
SHELTER SYSTEM CAPACITY

Shelter Name (and Operator)	Beds
Austin Resource Center for the Homeless (Urban Alchemy)	130
Austin Shelter for Women and Children (Salvation Army)	63
Eighth St. Shelter (Urban Alchemy)	65
Marshalling Yard (Endeavors) – <i>Temporary Shelter</i>	300
Northbridge (City of Austin/Endeavors)	125
Southbridge (Austin Area Urban League)	145
A New Entry	54
Casa Marianella & Posada Esperanza	77
Esperanza Community	85
Foundation for the Homeless	6
Lifeworks Shelter	7
Rathgeber Center (The Salvation Army)	212
SAFE Family Shelter	106
TOTAL	1,375

**Gray shading denotes City-owned facility.*

SHELTER BEDS IN DEVELOPMENT AND REMAINING NEED

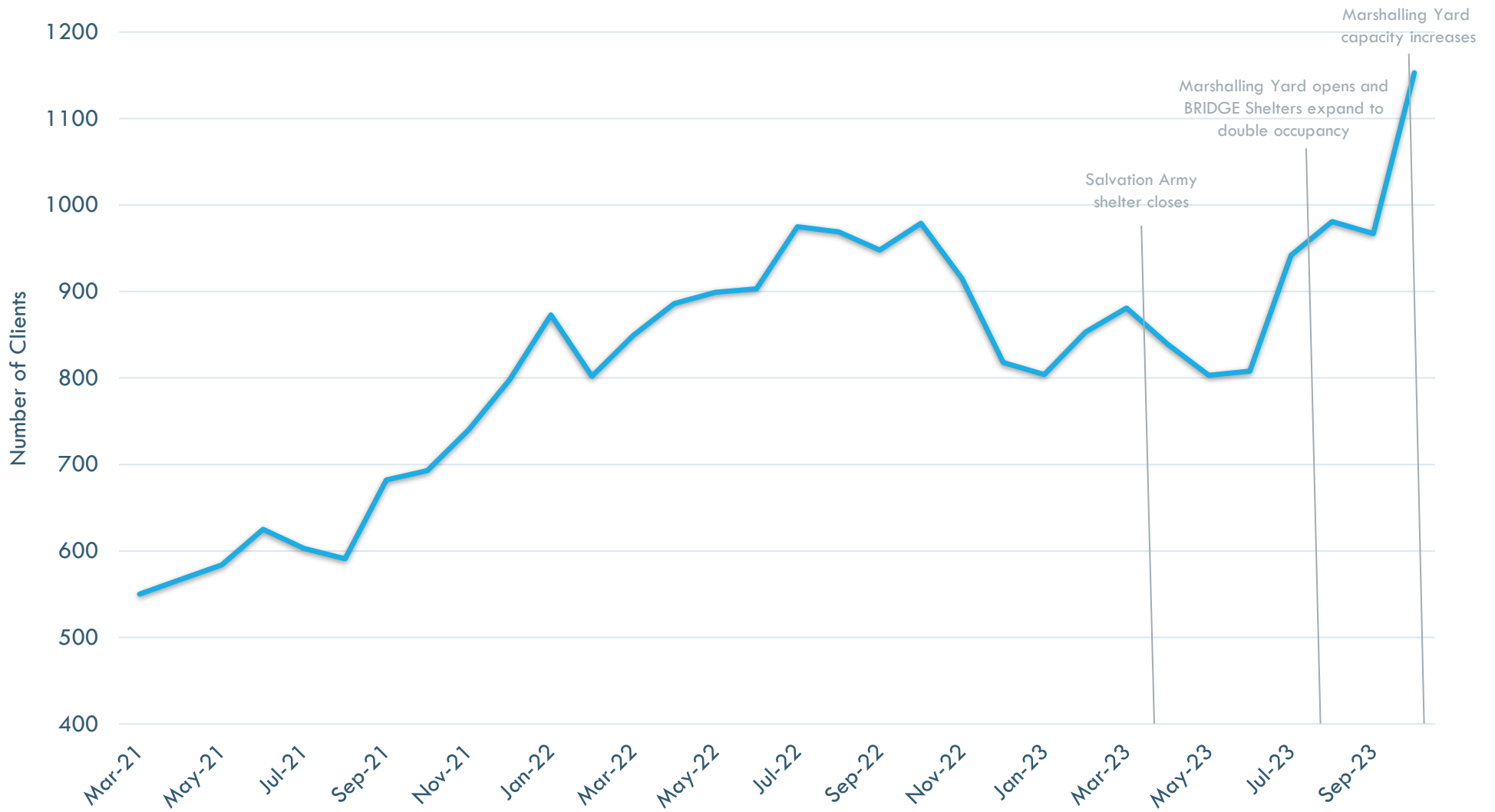
Permanent Shelter Beds in Development	Beds
Esperanza Community	115
Eighth Street	85
TOTAL	200



*This count does not include temporary beds at Marshalling Yard or Phase 3 beds at The Other Ones Foundation. The "Remaining Beds Needed" is down from a 717 gap in July 2023.

NUMBER OF SHELTER CLIENTS SYSTEMWIDE

Austin's Sheltered Client Count is at Record Levels



EMERGENCY SHELTER BY THE NUMBERS

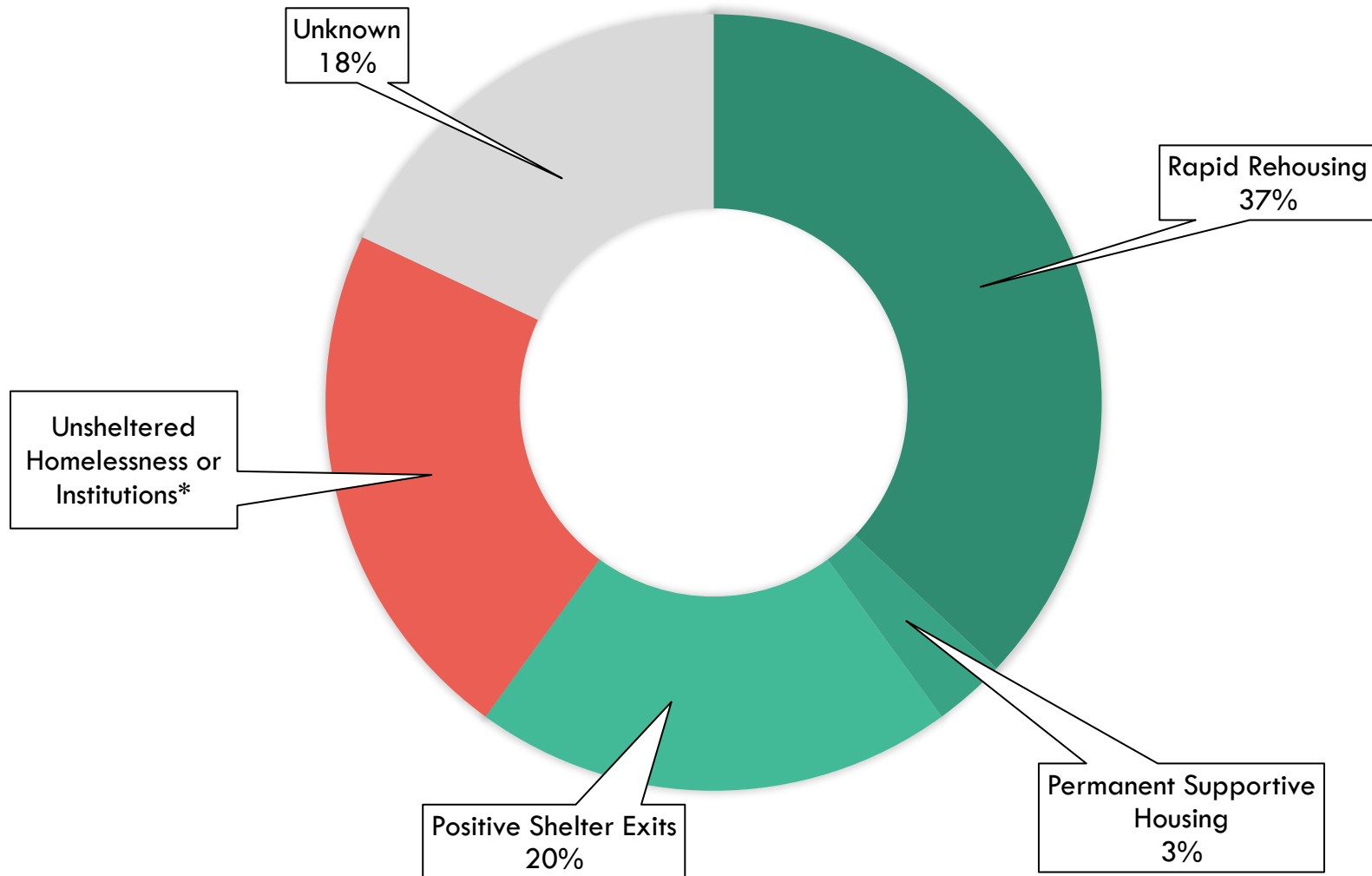
- **3,324** – The number of clients who used shelter services in FY23.
- **90%** – The bed shelter utilization rate.*
- **126** – The average number of days spent in shelter.
- **48%** – The share of FY23 shelter clients who were homeless for at least 12 consecutive months or experienced at least 12 months of homelessness over at least four episodes during the prior three years.

**This rate is based on the annual Housing Inventory Chart and sheltered Point-in-Time Count, which was last reported in May 2023. An update is expected from ECHO and HUD this spring.*

Photo Credit: Ben Thompson/Community Impact

EMERGENCY SHELTER SYSTEM - IMMEDIATE EXIT DESTINATIONS

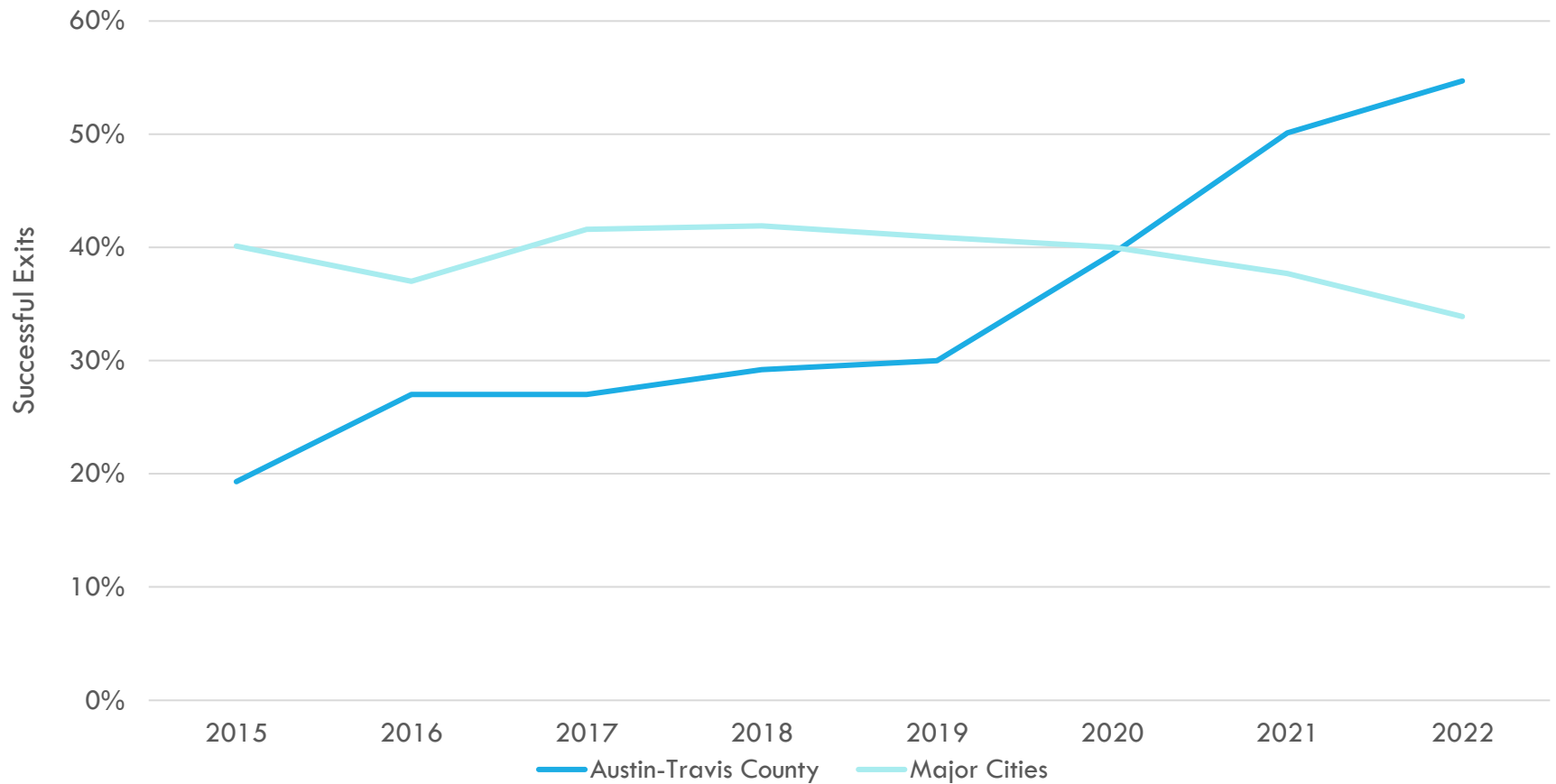
MOST IMMEDIATE SHELTER EXITS (60%) ARE POSITIVE



*Institutions include jails, hospitals, and inpatient treatment centers.

AUSTIN SYSTEM PERFORMANCE VS. OTHER MAJOR CITIES

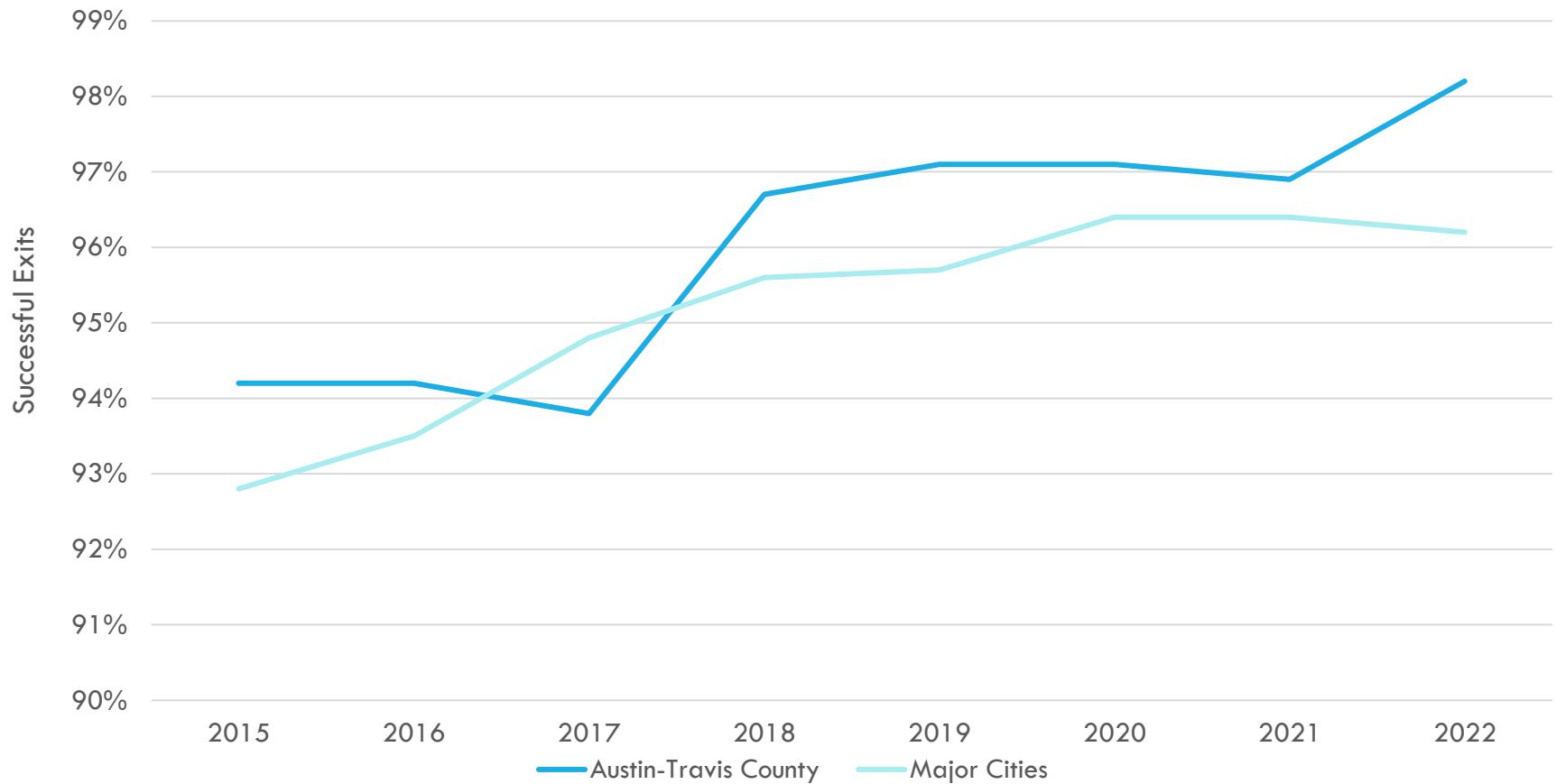
SUCCESSFUL EXITS FOR NON-PERMANENT SUPPORTIVE HOUSING (PSH) EFFORTS



Source: HUD CoC System Performance Measure M7b1: Successful EH, SH, TH, and RRH
Note: Performance includes Emergency Shelters, Save Haven, Transitional Housing, and Rapid Rehousing

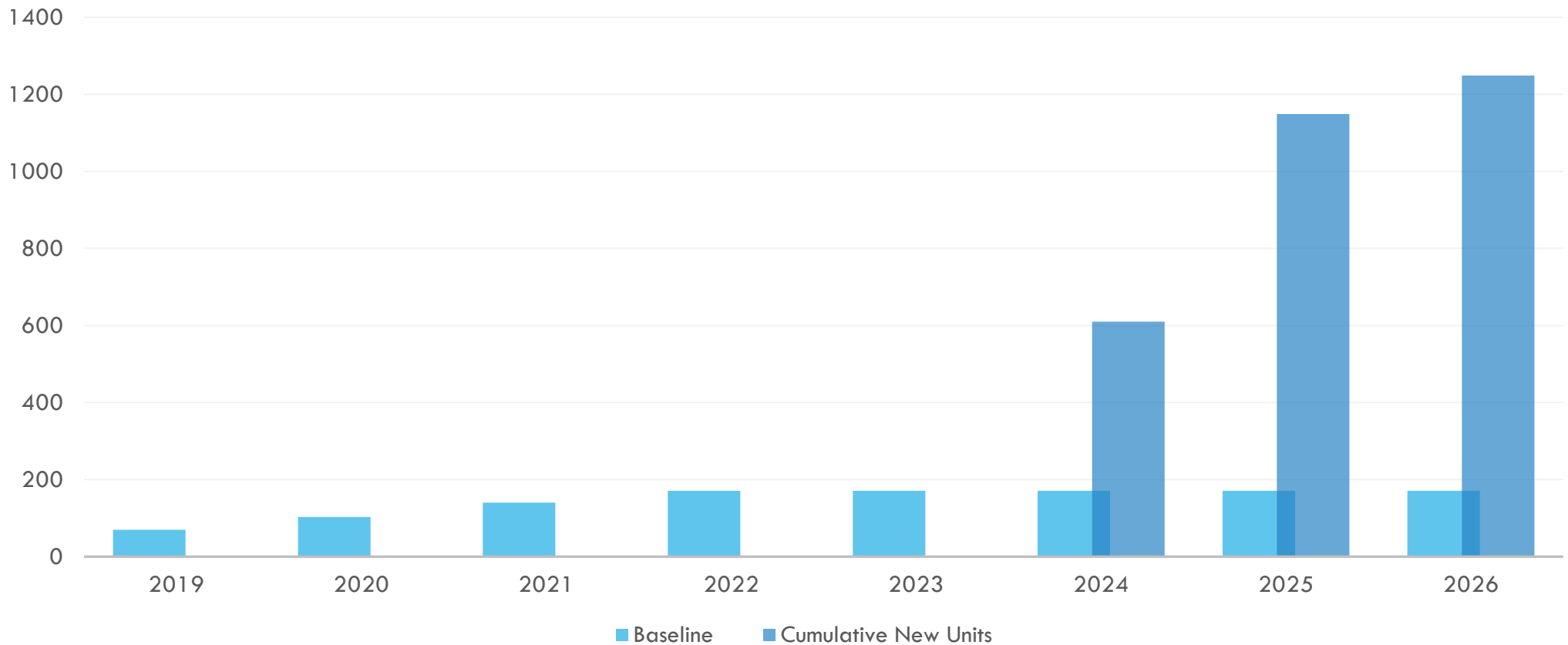
AUSTIN SYSTEM PERFORMANCE VS. OTHER MAJOR CITIES

SUCCESSFUL EXITS FOR PERMANENT SUPPORTIVE HOUSING (PSH) INITIATIVES



PERMANENT SUPPORTIVE HOUSING INVENTORY

630% Increase in PSH Units by December 2026



EXISTING HOMELESS RESPONSE SYSTEM HOUSING 2019 -2023

Name	Service Provider	Target Pop	PSH Units	CoC Units	HACA Vouchers*	Local Housing Vouchers**
Terrace at Oak Spring	Integral Care Department of Veterans Affairs	Single Adults Veterans	50	--	50	--
Elysium Grand	Department of Veterans Affairs	Veterans	25	--	25	--
Chalmers East	Department of Veterans Affairs	Veterans	8	--	8	--
Capital Studios	Foundation Communities	Single Adults	10	--	10	--
Laurel Creek	Foundation Communities	Families	--	5	--	--
Aldrich 51	Tenant Based	Families	--	5	--	--
Vi Collina	Tenant Based	Families	--	5	--	--
Waterloo Terrace	Foundation Communities	Chronic Single	15	12	15	--
Skyline Terrace	Foundation Communities	Chronic Single	10	--	10	--
Chalmers West	HACA	Chronic Vet	8	--	8	--
Hedge 2	Tenant Based	Single Adults	--	18	--	--
Total Existing			126	45	126	--

*Project Based Vouchers awarded by HACA through competitive RFP process. Funded through Federal awards.

**Local Housing Vouchers awarded by AHFC. Funded through the Housing Trust Fund.

HOMELESS RESPONSE SYSTEM HOUSING PIPELINE

ESTIMATED COMPLETION IN 2024

Name	Service Provider	Target Pop	PSH Units	CoC Units	HACA Vouchers*	Local Housing Vouchers**
Kensington Apartments	Integral Care		25	--	25	--
Balcones Terrace	Foundation Communities	Chronic and Vets	60	--	50	--
Espero at Rutland	Caritas	Chronic and Vets	101	--	50	51
Pecan Gardens	Family Eldercare	Chronic - 55+	78	--	50	28
Bungalows at Century Park	Integral Care	Chronic	60	--	60	--
Community First! Village ***	Family Eldercare	Chronic	50	--	50	--
Libertad Austin	Caritas	Chronic and TBD	50	--	50	--
Live Make Apartments	Imagine Art	Single Adults		15		
Total Expected			424	15	335	79

*Project Based Vouchers awarded by HACA through competitive RFP process. Funded through Federal awards.

**Local Housing Vouchers awarded by AHFC. Funded through the Housing Trust Fund.

*** Located outside City of Austin.

HOMELESS RESPONSE SYSTEM HOUSING PIPELINE

ESTIMATED COMPLETION IN 2025

Name	Service Provider	Target Pop	PSH Units	CoC Units	HACA Vouchers*	Local Housing Vouchers**
Burleson Village ***	Foundation Communities	Single Adults	50	--	50	--
Cady Lofts	Endeavors	Single Adults	100	--	75	25
Real Gardens	Family Eldercare	Older Adults (62+) People with Disabilities	60	--	35	--
Cairn Point at Cameron	Caritas	Families	150	--	50	100
The Sasha	SAFE	Survivors of Domestic Violence	25	--	15	--
Burnet Place	Project Transitions	Adults with HIV/AIDS	9	--	--	--
Total Expected			394	—	225	125

*Project Based Vouchers awarded by HACA through competitive RFP process. Funded through Federal awards.

*** Located outside City of Austin.

**Local Housing Vouchers awarded by AHFC. Funded through the Housing Trust Fund.

HOMELESS RESPONSE SYSTEM HOUSING PIPELINE

ESTIMATED COMPLETION IN 2026

Name	Service Provider	Target Pop	PSH Units	CoC Units	HACA Vouchers*	Local Housing Vouchers**
Seabrook Square	Integral Care	Single Adults	60	--	--	48
Lancaster	SAFE	Survivors of Domestic Violence	60	--	30	--
The Works III	Lifeworks	Young Adults (18-24)	25	--	25	--
The Roz	TBD	Single Adults	100	--	40	60
Total Expected			245	--	95	108

*Project Based Vouchers awarded by HACA through competitive RFP process. Funded through Federal awards.

**Local Housing Vouchers awarded by AHFC. Funded through the Housing Trust Fund.

*** Located outside City of Austin.



BUNGALOWS AT CENTURY PARK

Integral Care

- 60 Units – PSH
- \$6.5M – GO Bonds, ARPA
- 50 Project-Based Vouchers – HACA
- \$2M Rehab – APRA
- Austin Public Health Service Contract– General Fund



Partnership with Caritas of Austin and Vecino Group

- 171 units
- 100% Affordable
- 101 Dedicated to the Continuum of Care
- Winter 2023

ESPERO @ RUTLAND



PECAN GARDENS

Family Eldercare

- 78 Units – PSH
- \$9.5M – GO Bonds, ARPA
- 50 Project-Based Vouchers – HACA; 24 Local Housing Vouchers – COA HTF
- \$4M Rehab – ARPA
- Austin Public Health Service Contract– General Fund



BALCONES TERRACE

Foundation Communities

- 120 Units (60 PSH)
- \$16M – GO Bonds, CDBG
- \$6M Rehab – National Housing Trust Fund
- 25 Project-Based Vouchers/25 VASH – HACA
- Austin Public Health Service Contract– General Fund



THE TAKEAWAYS

We are serving a record number of clients in our homeless shelters.

Austin's homeless response system outperforms the national average for major cities.

Available PSH units will grow by more than 300% this calendar year.

The PSH pipeline has more than 1,000 units to be constructed by end of 2026.

NEXT STEPS

Homeless Strategy Office

- Transitioning site operations of BRIDGE shelters in March.
- Exploring additional shelter opportunities to close gaps.
- Release solicitation for landlord incentives in Spring/Summer 2024.

Housing Department

- Ongoing support for PSH and CoC developments through RHDA.
- Monitor Local Housing Voucher program for improvements.
- Explore new partnerships for PSH developments, such as Espero.

SCALING SUPPORT: BUILDING MORE PATHWAYS TO EXIT HOMELESSNESS

David Gray
Officer
Homeless Strategy Office

Jamey May
Officer
Housing Department

