

City of Austin 5-Year Consolidated Plan *Community Needs Assessment*

Discussion on community needs and spending priorities for
the FY 24-29 Consolidated Plan for federal grants.

Agenda

Where Does Our Funding Come From?

Planning and Reporting for Federal Funding

How We Make Decisions

Fair Housing

What We've Heard From the Community

Programs and Activities Overview

Group and Community Input






How do we fund our programs?




HUD Annual Entitlement Grants




Housing Trust Fund



Approved City Bonds



City Operating Budget



Project Connect
Anti-Displacement Funds




CARES Act



The U.S. Department of Housing and Urban Development (HUD) allocates entitlement funding to municipalities and state governments.

The City of Austin applies for what in recent years has been approximately \$14 million in annual grant entitlements across four grants for affordable housing, community development, economic development, and public services.

Each year, we plan and evaluate the programs funded by the HUD grants.





Planning and Reporting for Federal Grants

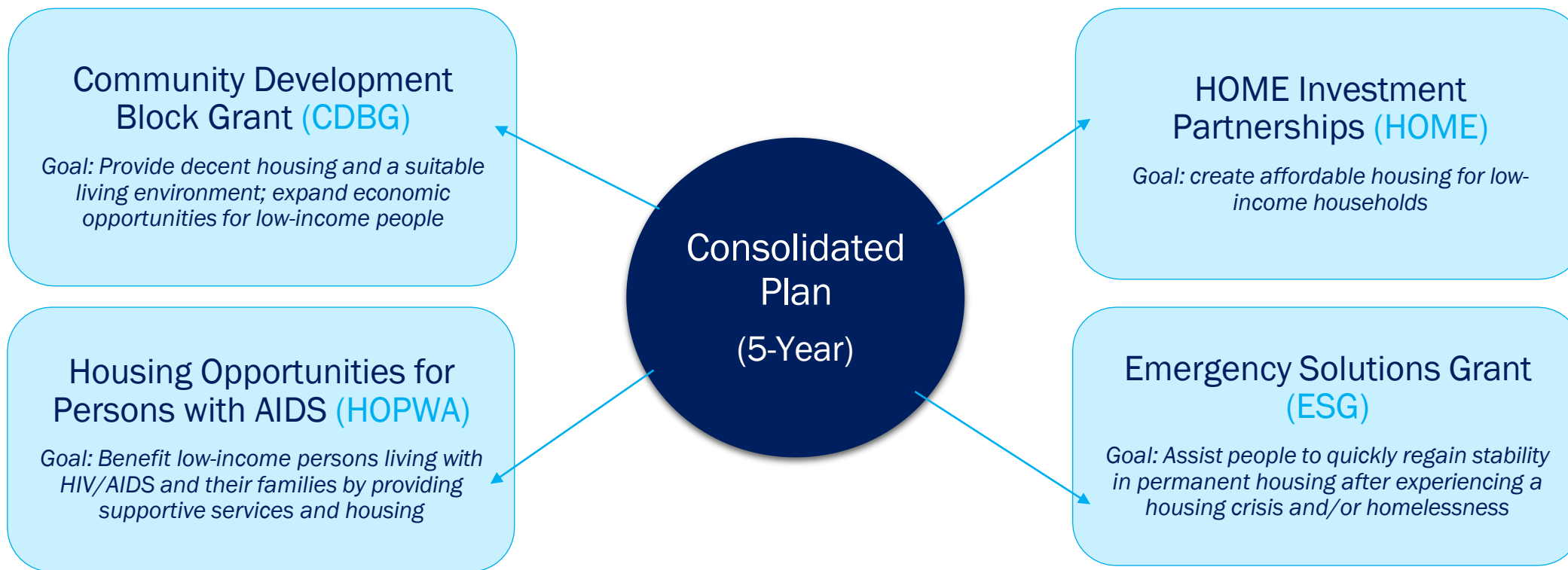


U.S. Department of Housing and Urban Development (HUD)



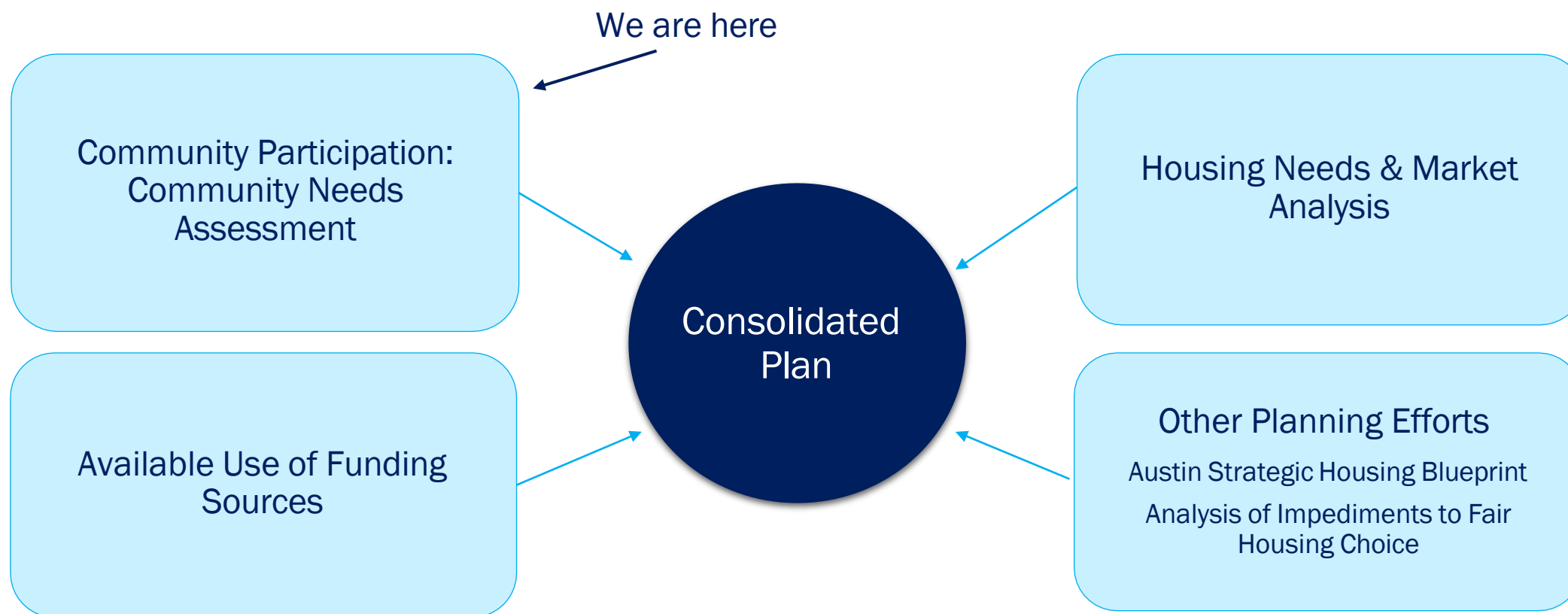


Consolidated Plan Funding Sources





How are funding decisions made?





Fair Housing Issues, Experiences

- 2019 Analysis of Impediments to Fair Housing Choice (AI)
- Potential upcoming "Equity Plan" related to fair housing
- Seeking input and surveying on fair housing issues, experiences (details on future slide)




What we've heard from the Community



Feedback themes

I need immediate
help

I need a more accessible
process



I want the opportunity to build
wealth and long-term stability

I need help
maintaining stability

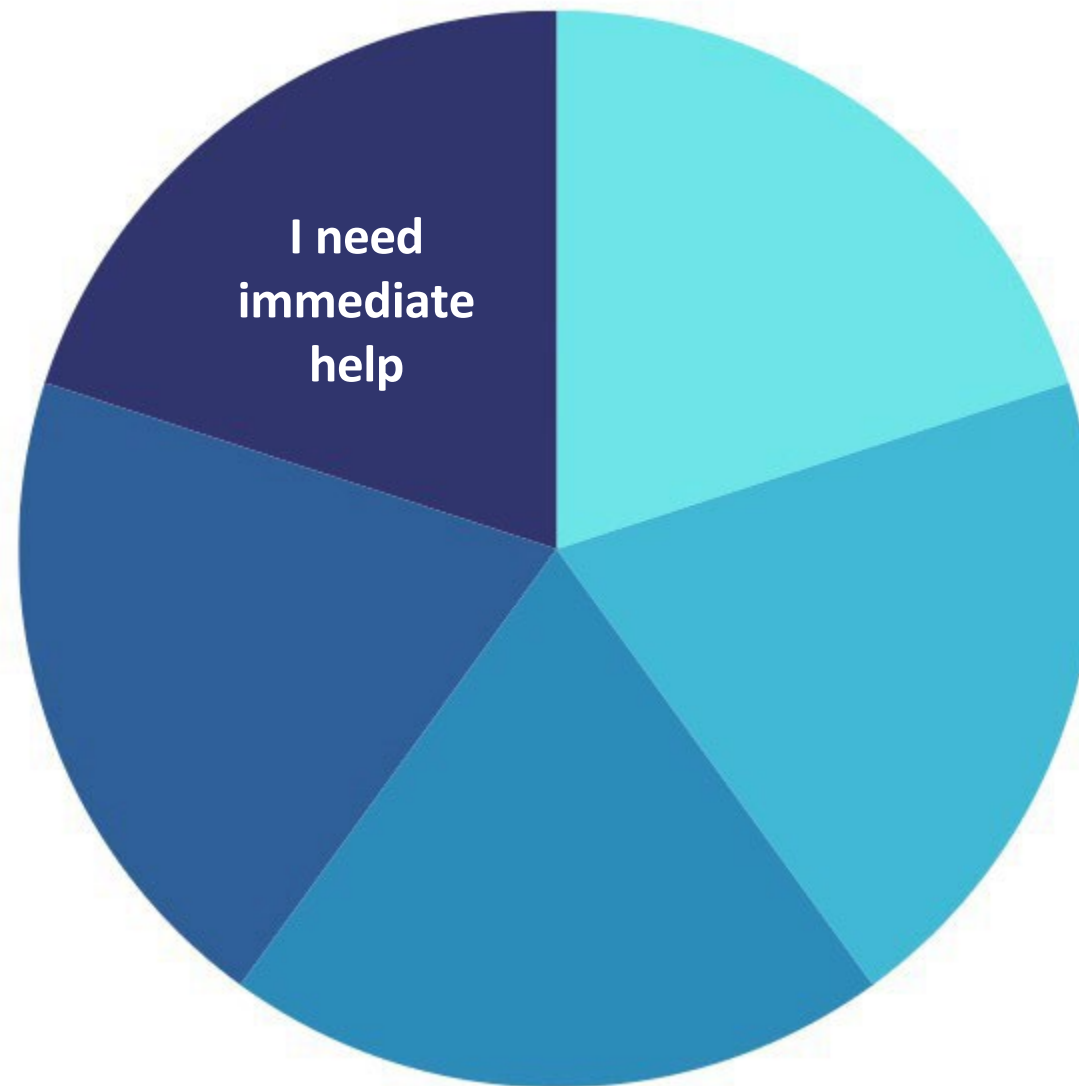


Housing Needs

Finding housing
Rental Assistance
Mortgage assistance
Emergency repairs
Eviction response/Legal services

Other Needs

Utilities
Transportation
Food
Employment



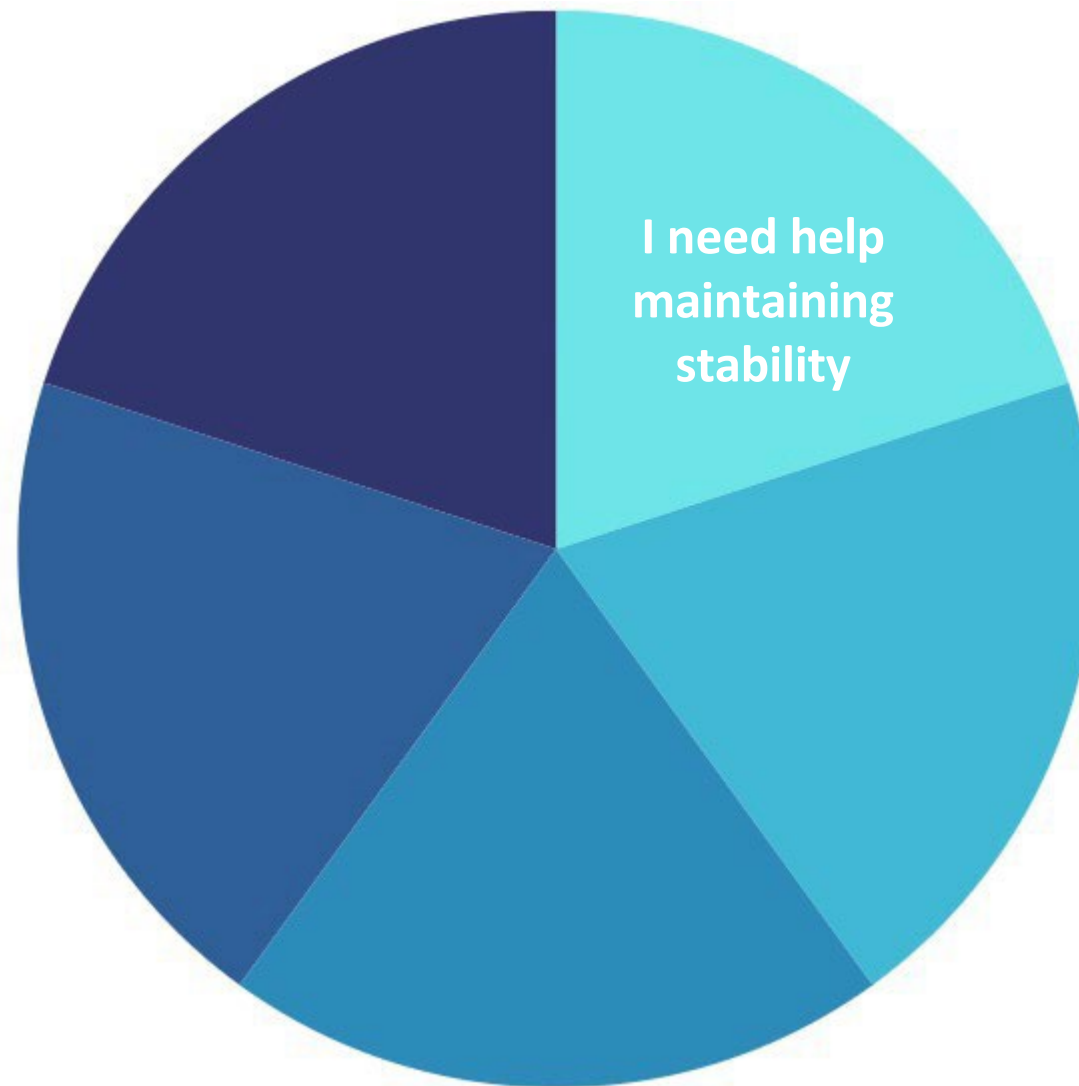


Housing Needs

Home Repair
Rental property maintenance and upkeep
Preservation of affordable units

Other Needs

Childcare
Steady income



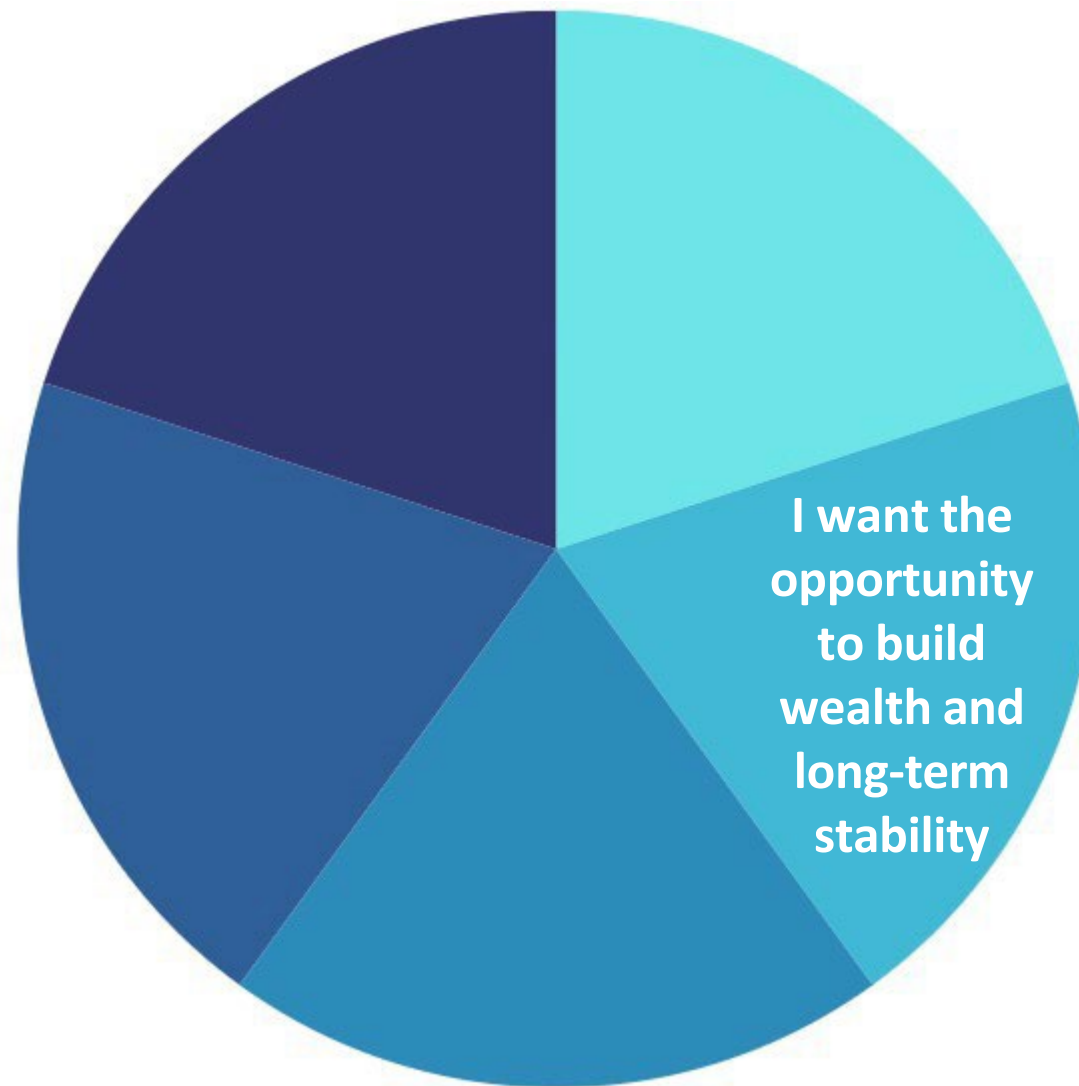


Housing Needs

Affordable home ownership opportunities
Down payment assistance

Other Needs

Training and education
Access to higher-paying jobs



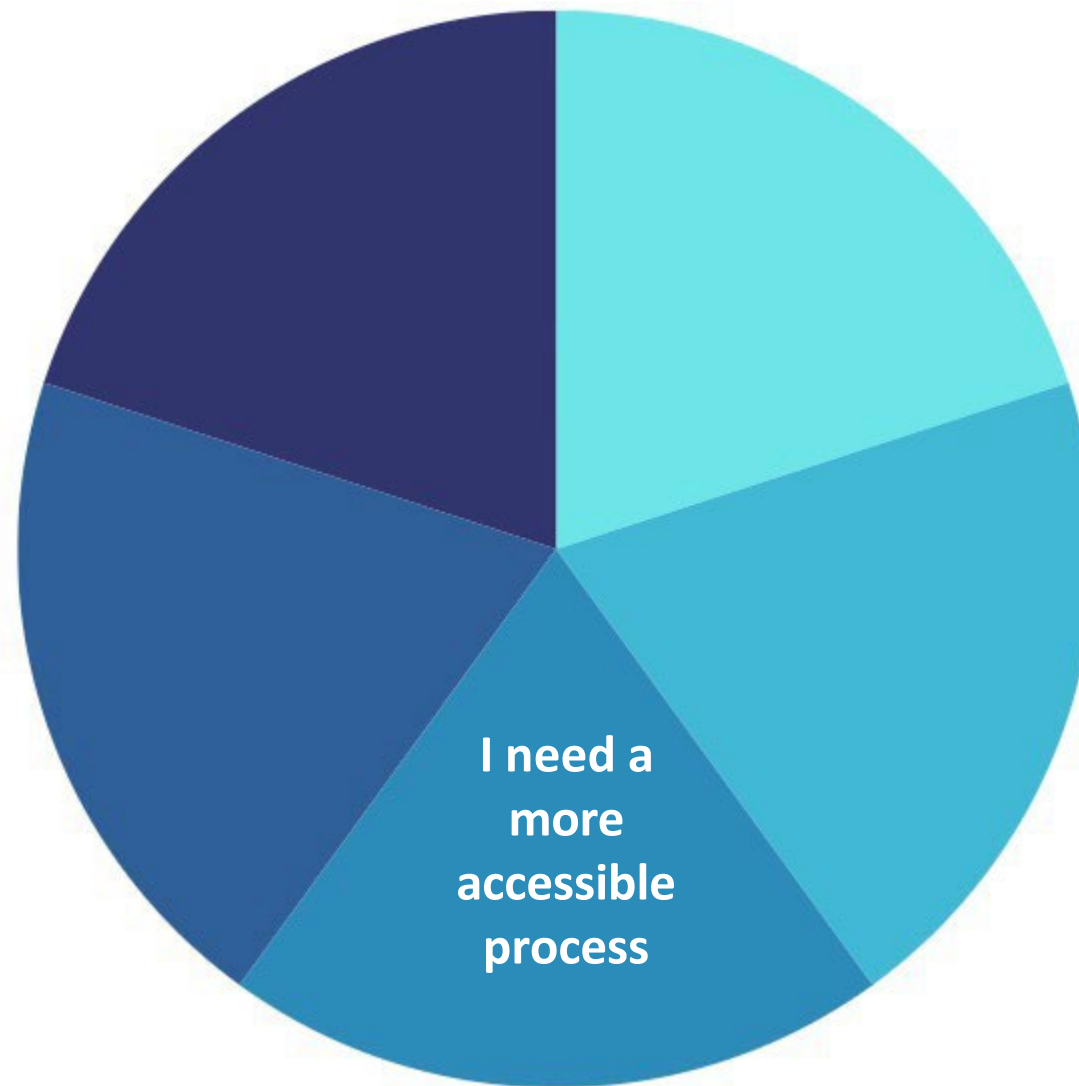


Housing Needs

Where do I go for help?
What services are available to me?
Who can I talk to?

Other Needs

Universal/cross-departmental information
and application process



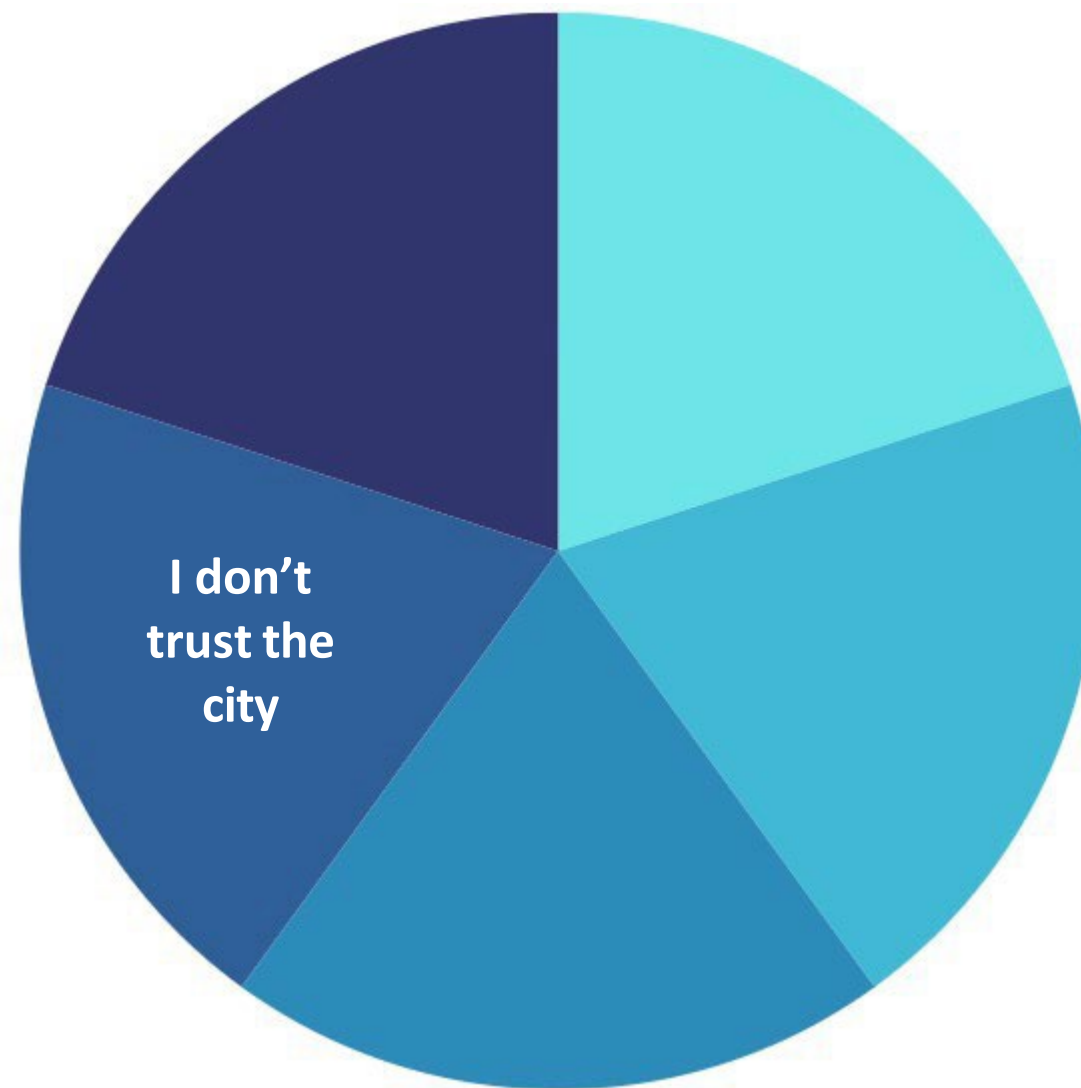


Housing Needs

Transparency in how decisions are made
about housing programs

Other Needs

Collaboration across departments












HOUSING DEPARTMENT



Programs & Activities

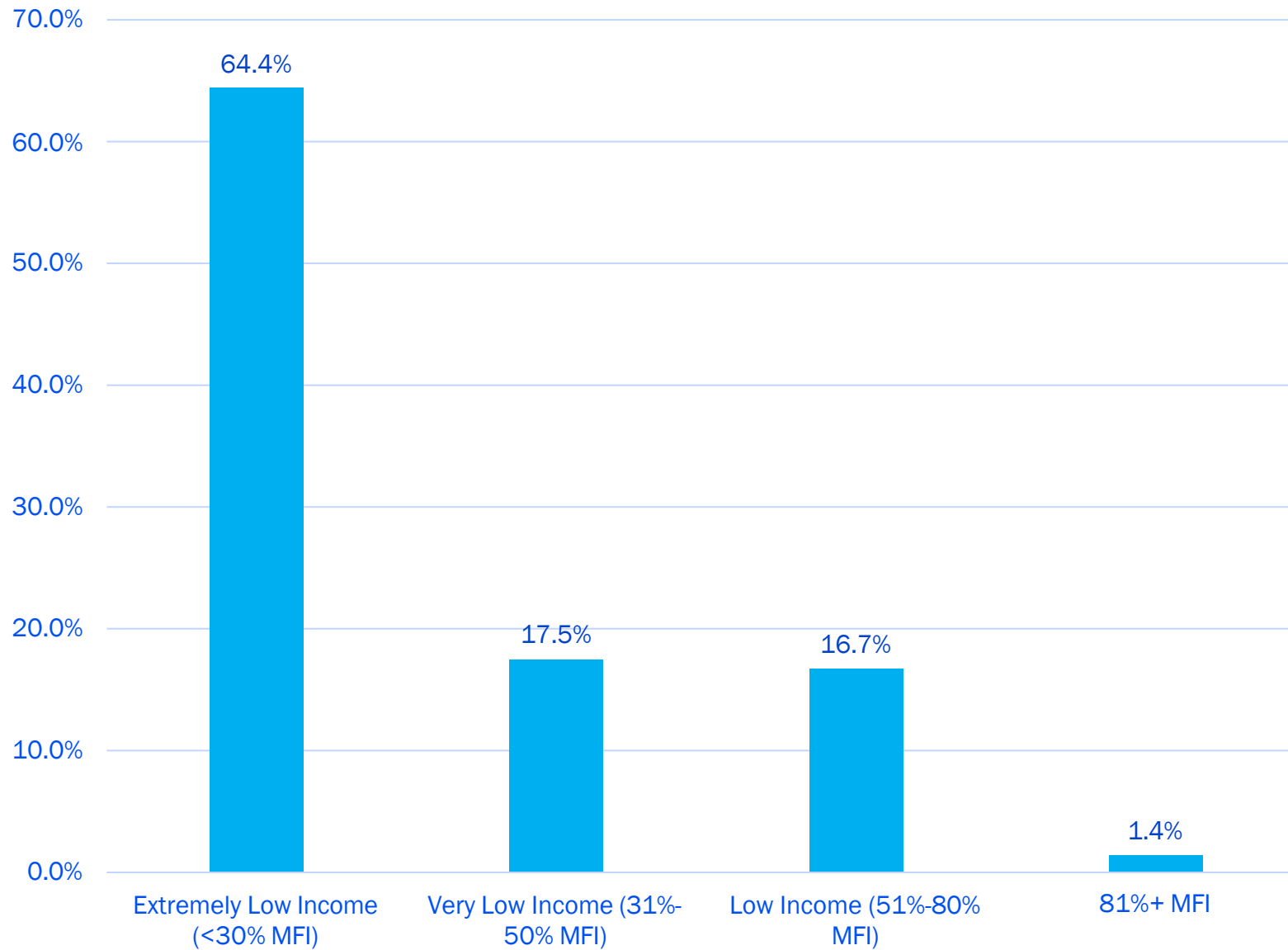
	Community Development Block Grant (CDBG) \$7,362,354	Home Investment Partnerships (HOME) \$3,601,868	Housing Opportunities for Persons with AIDS (HOPWA) \$2,670,278	Emergency Solutions Grants (ESG) \$658,196
 RENTER ASSISTANCE	<ul style="list-style-type: none"> Architectural Barrier Removal Tenants' Rights Assistance 	<ul style="list-style-type: none"> Tenant-Based Rental Assistance 	<ul style="list-style-type: none"> Tenant-Based Rental Assistance Short term rental, mortgage & utilities (STRMU) 	
 HOMEBUYER ASSISTANCE		<ul style="list-style-type: none"> Down Payment Assistance 		
 HOMEOWNER ASSISTANCE	<ul style="list-style-type: none"> Architectural barrier removal Home repair programs Homeowner rehabilitation loans 		<ul style="list-style-type: none"> Short term rental, mortgage & utilities (STRMU) 	
 HOUSING DEVELOPMENT ASSISTANCE	<ul style="list-style-type: none"> Rental & Ownership Housing Development Assistance 			
 HOMELESS ASSISTANCE		<ul style="list-style-type: none"> Tenant-Based Rental Assistance 	<ul style="list-style-type: none"> Short-term Supportive Housing Housing Case Management Permanent Housing Placement 	<ul style="list-style-type: none"> Rapid Rehousing Programs Homeless Shelter Operations Homeless Management Information System
 SPECIAL NEEDS ASSISTANCE	<ul style="list-style-type: none"> Childcare Youth Mental Health Services Senior Services 		<ul style="list-style-type: none"> Facility Based Housing 	
 OTHER COMMUNITY DEVELOPMENT ASSISTANCE	<ul style="list-style-type: none"> Family Business Loan Program 	<ul style="list-style-type: none"> Community Housing Development Organization (CHDO) operating expense grants CHDO Housing Development Assistance 		



Who Do We Serve?

3,017

households
served FY 22-23



*Income data does not include ESG, HOPWA and Cares Act-funded programming



HOUSING
DEPARTMENT

To receive these HUD grants, the City of Austin submits a 5-year Consolidated Plan and an annual Action Plan. These plans outline the community's needs, resources, priorities, and proposed activities about housing, community development, economic development, and public services.

Austinites are invited to provide feedback on how the City should use the federal funding for housing and public services. The feedback collected through this process help inform how these programs should be administered in the upcoming five years.

Give Your Input





SPEAKUP *Austin!*

www.SpeakUpAustin.org/MyCommunityNeeds

Can also email, call or write directly to the Housing Department:

- Email: housing@austintexas.gov
- Call: 512-974-3155
- Text: Text "MyCommunity" to 73224
- Mail: Housing Department
Attn: City of Austin FY 24-29 Consolidated Plan
P.O. Box 1088
Austin, TX 78767



In-person conversations

35 community groups & organizations

Feb 5 – March 15



Public Comment Period 2024

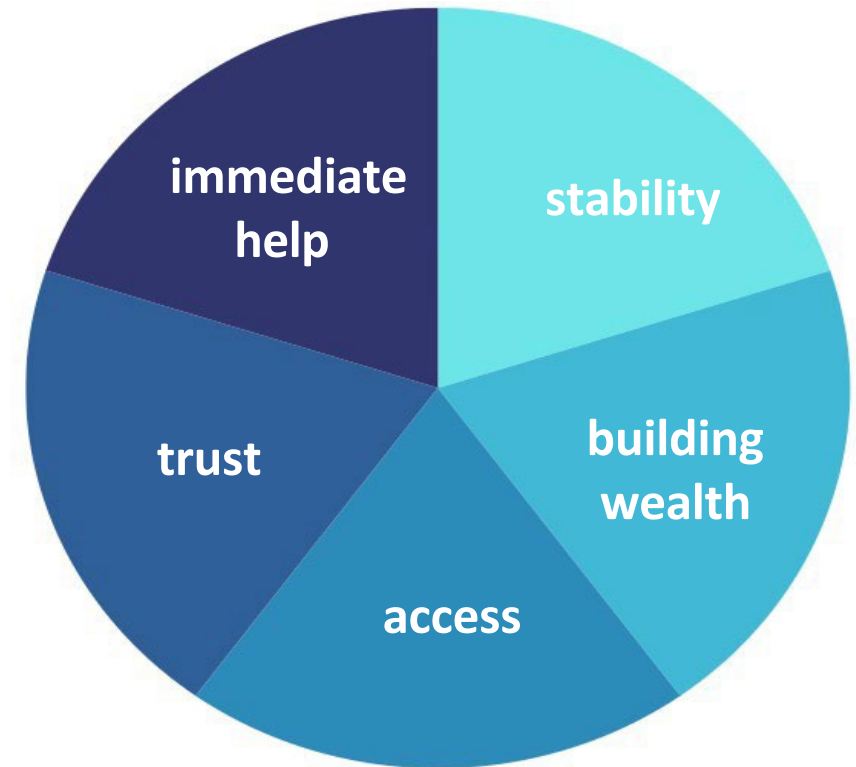
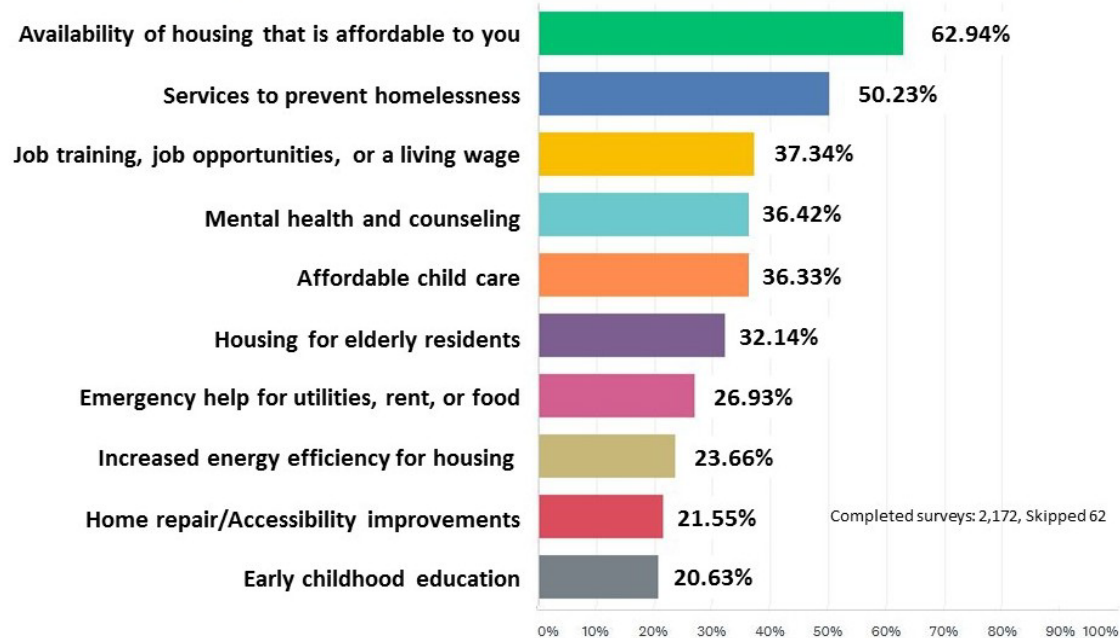
Tuesday May 7	First Day of Public Comment Period (Draft Consolidated Plan Published)
Tuesday May 14	Community Development Commission - Public Hearing
Thursday May 30	City Council – Public Hearing
Wednesday June 5	Last Day of Public Comment Period





What do you think are the greatest needs in your neighborhood or community?

All survey respondents | February 16, 2019 – March 30, 2019



Thinking about our communities greatest housing needs

- What is most important now?
- What is missing?



HOUSING
DEPARTMENT

Questions?
Requests for Follow Up?

Christian Duran

Research Analyst Senior

City of Austin Housing Department

christian.duran@austintexas.gov

[Amended Fiscal Years](#)

[2019-2024 Consolidated](#)

[Plan Annual Action](#)

[Plan.pdf \(austintexas.gov\)](#)





Appendix



Community Meetings

Feb 5 – March 15

Monday February 5

Start of Community Needs Assessment –Speak Up Austin Page Launches

Tuesday January 23

Hispanic/Latino Quality of Life Resource Advisory Commission

Monday February 5

HRS Leadership Council

Thursday February 8

Texas Rio Grande Legal Aid (TRLA)

Thursday February 8

Integral Care

Thursday February 8

Community Technology & Telecommunications Commission (CTTC)

Friday February 9

LifeWorks

Monday February 12

LGBTQIA+ Quality of Life Commission

Tuesday February 13

Austin Home Repair Coalition

Tuesday February 13

Community Development Commission

Wednesday February 14

Early Childhood Council

Wednesday February 14

Commission on Aging

Thursday February 15

One Voice Central Texas

Thursday February 16

City of Austin Watershed Protection Department

Wednesday February 21

Catholic Charities of Central Texas

Wednesday February 21

AISD Project HELP

Wednesday February 21

Commission on Veteran Affairs

Thursday, February 22

Google Fiber (Broadband Provider)

Friday February 23

College Student Commission

Monday February 26

HIV Planning Council Business Meeting

Wednesday February 28

Housing Authority of the City of Austin (HACA)

Monday March 4

SAFE Alliance

Monday March 4

Commission on Immigrant Affairs

Tuesday March 5

BASTA (Building and Strengthening Tenant Action)

Tuesday March 5

African American Resource Advisory Commission

Thursday March 7

City Council –Public Hearing

Thursday March 7

City of Austin Displacement Prevention

Thursday March 7

Central Health

Friday March 8

Mayor's Committee for People with Disabilities

Tuesday March 12

Caritas

Tuesday March 12

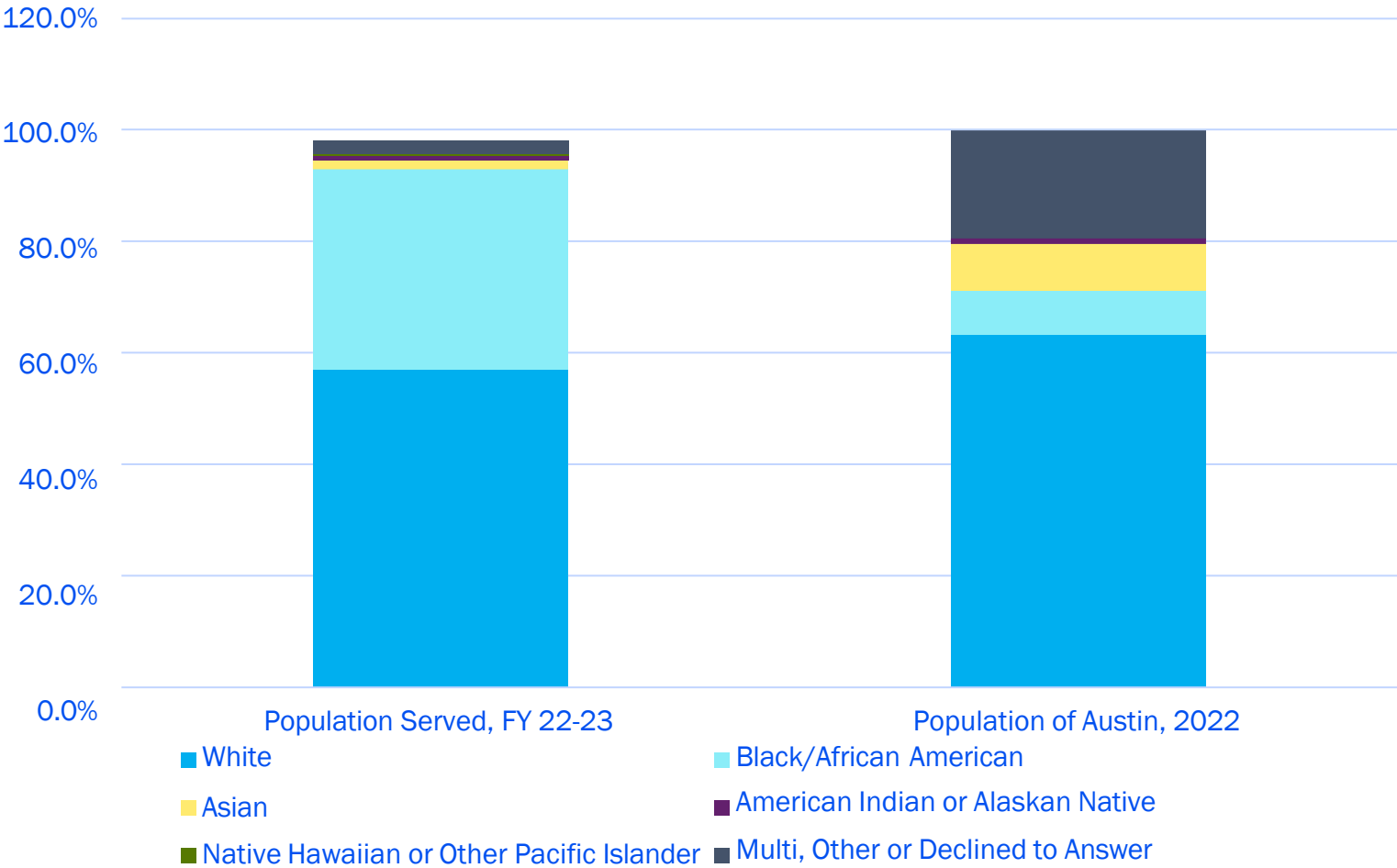
Community Development Commission –Public Hearing

Friday March 15

End of Community Needs Assessment



Population of Austin vs. Population Served by Race*



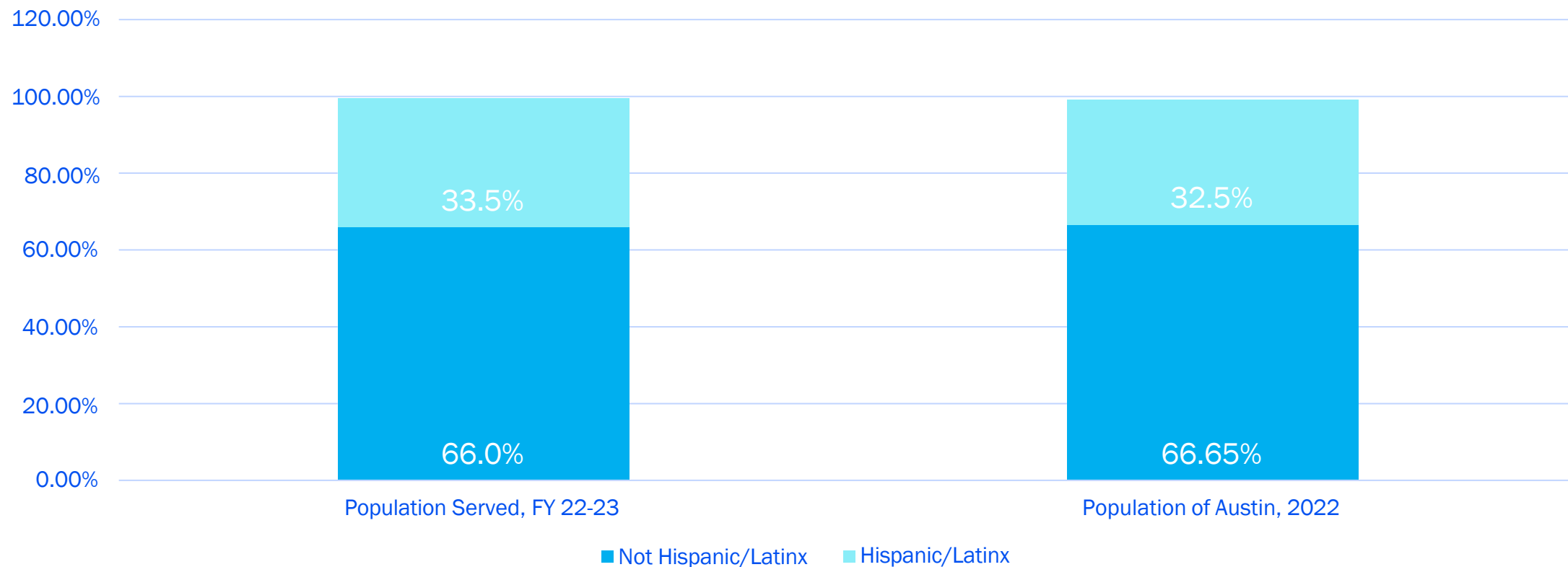
	Population Served, FY 22-23	Population of Austin, 2022
White Alone	57.0%	63.2%
Black/African American Alone	36.2%	7.9%
Asian Alone	1.4%	8.4%
American Indian or Alaskan Native Alone	0.8%	0.8%
Native Hawaiian or Other Pacific Islander Alone	0.4%	0.001%
Multi, Other or Declined to State	2.3%	19.7%

*Excludes CARES Act-funded services

Source: U.S. Census Bureau 2022
ACS 5-Year Estimates; City of
Austin FY 22-23 CAPER



Population of Austin vs. Population Served by Ethnicity*



*Excludes CARES Act-funded services



Austin Public Health Programming Update

AKESHIA JOHNSON SMOTHERS

SOCIAL SERVICE AGREEMENTS ADMINISTRATION MANAGER,

AUSTIN PUBLIC HEALTH



Emergency Solutions Grant

ESG Program Budget and Spending

- FY 22/23 program budget was \$669,074.00 and has a current balance of \$54,947.53, of which is being put towards the 23/24 Rapid Rehousing programming.

Category	Combined/Amended	YTD	Balance
Shelter	\$313,922.00	\$268,519.27	\$45,402.73
Rapid Rehousing	\$290,587.00	\$284,615.01	\$5,971.99
HMIS	\$27,184.00	\$23,611.19	\$3,572.81
Admin	\$36,381.00	\$36,381.00	\$0.00
Total:	\$668,074.00	\$613,126.47	\$54,947.53

ESG Program Budget and Spending

- FY 23/24 program budget is \$658,196.00 and has a no current expenditures.

Category	Combined/Amended	YTD	Balance
Shelter	\$313,922.00	\$0.00	\$313,922.00
Rapid Rehousing	\$291,274.00	\$0.00	\$291,274
HMIS	\$22,000.00	\$0.00	\$22,000
Admin	\$31,000.00	\$0.00	\$31,000
Total:	\$658,196.00	\$0.00	\$658,196.00

ESG-CV Program Budget and Spending

- FY 20/23 program budget was \$12,723,136.59 and has been fully expended

Category	Budget	YTD	Balance
Shelter	\$6,811,670.93	\$6,811,670.93	\$0.00
Rapid Rehousing	\$4,986,772.37	\$4,986,772.37	\$0.00
HMIS	\$30,651.73	\$30,651.73	\$0.00
Admin	\$894,041.56	\$894,041.56	\$0.00
Total:	\$12,723,136.59	\$11,965,419.72	\$0.00



Housing Opportunities for Persons with AIDS (HOPWA) FY22-23

HOPWA

WHAT IS HOPWA?

- The Housing Opportunities for Persons With AIDS (HOPWA) Program is the only Federal program dedicated to the housing needs of people living with HIV/AIDS.
- Under the HOPWA Program, HUD makes grants to local communities, States, and nonprofit organizations for projects that benefit low-income persons living with HIV/AIDS and their families.
- Transitional Grant Area (TGA) – Bastrop, Caldwell, Hays, Travis and Williamson counties

HOPWA SERVICES IN AUSTIN TGA AREA IN FY22-23

- Short Term Supportive Housing - Hotel/Motel Assistance
- Housing Case Management
- Permanent Housing Placement
- Short Term Rental, Mortgage, & Utilities
- Tenant Based Rental Assistance
- Facility Based Housing

Services in the Austin TGA Area in FY22-23

Tenant Based Rental Assistance (TBRA)

- TBRA provides rent, mortgage, utility assistance, and assistance with shared housing arrangements to meet the urgent needs of eligible persons with HIV/AIDS and their families. The goal is to prevent homelessness and to support independent living of persons living with HIV/AIDS who access the program through HIV case management.

Facility Based Housing - Operations(FBH)

- Facility Base Transitional Housing provides eligible households with housing and supportive services to maintain stability and receive appropriate levels of care.

Short Term Rental, Mortgage, & Utilities (STRMU)

- STRMU provides short-term housing assistance to prevent homelessness of the renters or homeowners. It helps maintain a stable living environment for households who experience financial crisis and possible loss of their housing arrangement.

FY22-23 Goals & Outcomes

H/M Assistance

Goal: 38

Actual: 88

Budget: \$70,000
Expended: \$70,000

Housing Case Management

Goal: 125

Actual: 34

Budget: \$624,964
Expended: \$327,117

Permanent Housing Placement

Goal: 44

Actual: 22

Budget: \$46,296
Expended: \$17,428

*This is a 3-year grant, and ALL UNEXPENDED funds carry forth into grant year 2 – FY24.

TBRA

Goal: 75

Actual: 34

Budget: \$380,330
Expended: \$374,958

Facility Based Housing

Goal: 44

Actual: 40

Budget: \$645,650
Expended: \$349,550

STRMU

Goal: 132

Actual: 141

Budget: \$372,010
Expended: \$291,425

Services in the Austin TGA Area in FY22-23

Short Term Supportive Housing - Hotel/Motel Assistance (STSH)

- Hotel/Motel Assistance provides assistance with keeping vulnerable clients experiencing homelessness out of the street and help transition them to permanent housing.

Housing Case Management (HCM) / Supportive Services

- Housing Case Management assists eligible individuals in securing stabilize housing, long-term, permanent, and stable housing. Clients receive case management for clients and their families in long term need for stable secure permanent housing.

Permanent Housing Placement (PHP)

- PHP helps prevent homelessness by supporting independent living of persons with HIV/AIDS. Persons can access the program through HIV case management. PHP assists eligible clients by helping to establish a new residence where on-going occupancy is expected to continue. Assistance is provided to eligible clients and their families with payment of first month's rent to secure permanent housing and will complement other forms of HOPWA housing assistance.

FFY24

(allocated/some contracts are under negotiation)

Grantee Admin	\$ 80,108.00	
AIDS Services Austin	\$ 1,018,881.00	Housing Case Mgmt, Permanent Housing Placement, STRMU, TBRA, Supportive Serv
ASHwell	\$ 59,578.00	STRMU
Project Transitions	\$ 1,358,508.00	FHB, Supportive Services
Austin/Travis County MHMR	\$ 153,203.00	PHP, STRMU, STSH
Total:	\$ 2,670,278.00	



Community Development Block Grant

CDBG Special Needs Assistance : Child Care

FY 22-23 Highlights

- 155 children served across all 3 programs
- **Child, Inc. – Early Head Start** – Provides affordable quality early childhood education to children up to three years of age.
 - Services were expanded through one additional classrooms at Overton Elementary School.
 - Hired a curriculum specialist to ensure instructional consistency between classrooms.
- **AISD – Teen Parent Child Care** – Provides affordable quality early childhood education to children up to five years of age so parents can attend middle or high school.
 - 83% of parenting students were academically successful.
 - Homebound Services Program added additional teachers to serve students with 6 weeks of at home instruction after child birth.
- **YWCA - Bridge Child Care Voucher** – Provides affordable accessible child care to children up to age 12.
 - Applicants were able to achieve long-term sustainable child care solutions where often few to no other options were available.

CDBG Special Needs Assistance : Mental Health Services

Integral Care - CDBG Youth Services:

- Program is designed to enhance the quality of life for youth ages 0-21 by offering intensive wrap-around services and increasing their participation in educational and cultural activities. Services include:
 - Assessments –psychological, psychiatric, speech/audiology, occupational, physical, functional/behavioral, and more
 - Treatments linked to assessments above; medication management, nursing, substance abuse counseling, psychosocial skills training
 - Self-sufficiency supports
 - Enrichment services – camp, after school program, skill development, tutoring, vocational training, life skills programs
 - Parental support and education
- Youth reside in Austin Full Purpose Jurisdiction, with income (or their families' income) at or below 200% FPL

CDBG Special Needs Assistance : Mental Health Services (continued)

FY 22-23 Highlights

- 154 clients served
- Families in Care Coordination are truly receiving a rich variety of traditional and non-traditional support services, such as EMDR and trauma-informed therapy, crisis prevention and intervention, access to recreational and enriching activities for youth and their families, assistance with the legalization process, and many connections between families and accessible community resources and support.

CDBG Special Needs Assistance : Senior Services



Family Eldercare - CDBG Financial & Housing Stability:

- Serves people 55 years of age or older who have low income and live within Austin Full Purpose Jurisdiction
- Provides financial and housing-focused services that promote aging in place and prevent abuse, neglect, and exploitation of seniors.
 - case management
 - bill payer services
 - general public benefits enrollment assistance or specialized assistance for SSI/SSDI income
 - housing stabilization services including rapid re-housing, homelessness prevention, and housing retention.

CDBG-CV Special Needs Assistance : Childcare for Essential Workers

Service Provider – Workforce Solutions

Program pays for emergency childcare for essential workers with low to moderate income and provides information to families on licensed childcare providers.

Services include weekday, overnight and weekend childcare for children ages 0-13, or older children with special needs.

FY 22-23 Highlights

- 281 clients served
- The CDBG-CV maximum income limit of 80% MFI is higher than the limits set by Texas Workforce Commission's Childcare and Development Fund (CCDF), which enabled the CDBG-CV program to serve 59 returning clients and 12 new clients within Austin Full Purpose Jurisdiction who may not have otherwise qualified for childcare assistance.
- 163 clients were rolled over to a more financially stable Childcare Development Fund scholarship program ensuring the essential worker's vital work within the community could continue.

CDBG Special Needs Assistance : Senior Services (continued)

FY 22-23 Highlights

- 288 clients served
- Family Eldercare core financial and housing stability program nearly doubled the number of clients enrolled from the previous contract year, increasing the benefits enrollment and case management services to low-income older adults in the Austin area.
- Housing instability among local older adults and persons with disabilities has exponentially increased, and Family Eldercare's staff have been working strategically to accommodate the increased need through allocating more staff with specialized training.

CDBG & CDBG-CV Program Budget and Spending

- FY23 CDBG budget was \$725,205 with \$102,241 remaining in childcare. Unspent funds in childcare was due to underperforming agency who is not continuing in FY24, remaining funds will be spent between AISD and Child Inc.
- FY23 CDBG-CV budget was underspent due to a delay in staffing and contract implementation. Despite the delay, contract met all performance goals and is expected to expend all ongoing funds in future budgets.

Category	FY23 Amount	FY23 Expended	FY23 Balance	FY24 Budget
Childcare	\$399,974	\$297,733	\$102,241	\$485,236
Housing Stability	\$129,052	\$129,052	\$0	\$278,294
Mental Health	\$196,179	\$196,179	\$0	\$196,179
Childcare - CV	\$1,750,109	\$1,703,179	\$46,930	\$1,300,000



Program Performance



Five-Year Goals & Outcomes (4 Years In)

Homelessness Assistance

Program	FY 19-24 Households Served	% Annual 5-Year Goal Met	Funds Expended
Tenant-Based Rental Assistance (TBRA)	354	55%	\$3,359,361
Rapid Rehousing	293	50%	\$1,160,918
Homeless Person Overnight Shelter	1387	27%	\$1,209,692

Renters Assistance

Program	FY 19-24 Households Served	% Annual 5-Year Goal Met	Funds Expended
Tenants' Rights Assistance	1,266	47%	\$1,080,444
Architectural Barrier Removal - Renter	4	11%	\$59,538

Homebuyer Assistance

Program	FY 19-24 Households Served	% Annual 5-Year Goal Met	Funds Expended
Down Payment Assistance	116	93%	\$4,359,688

Housing Development Assistance

Program	FY 19-24 Households Served	% Annual 5-Year Goal Met	Funds Expended
Rental Housing Development Assistance (RHDA)	124	157%	\$9,581,180
Ownership Housing Development Assistance (OHDA)	12	29%	\$617,477



Five-Year Goals & Outcomes (4 Years In)

Special Needs Assistance

Program	FY 19-24 Households Served	% Annual 5-Year Goal Met	Funds Expended
CDBG Public Services (Childcare, Senior Services, Mental Health Services)	1,926	76%	\$2,748,392
Housing for Persons with HIV/AIDS (HOPWA) Services	1,245	78%	\$7,239,215

Other Community Development Assistance

Program	FY 19-24 Household/ Businesses Served	% Annual 5-Year Goal Met	Funds Expended
Family Business Loan Program	54	28%	\$1,355,974
Community Housing Development Organization (CHDO) Expenses	6	33%	\$345,434



One-Year Goals & Outcomes

CARES Act Programming: CDBG-CV

Program	FY 22-23 Households Served	Total Households Served by Program Since Start	% Goal Served for Program Since Start
Childcare Services (on going)	281	508	172%

CARES Act Programming: ESG-CV

Program	FY 22-23 Households Served	Total Households Served by Program Since Start	% Goal Served for Program Since Start
Rapid Rehousing (completed in FY 22-23)	719	1056	95%
Temporary Emergency Shelter (completed in FY 22-23)	172	554	109%

CARES Act Programming: HOPWA-CV

Program	FY 22-23 Households Served	Total Households Served by Program Since Start	% Goal Served for Program Since Start
HOPWA-CV Programs	3	86	68%