

AUSTIN CLIMATE EQUITY PLAN



Austin Climate Equity Plan

Phillip Duran, Sr Climate Analyst

March 2024



OFFICE OF
SUSTAINABILITY

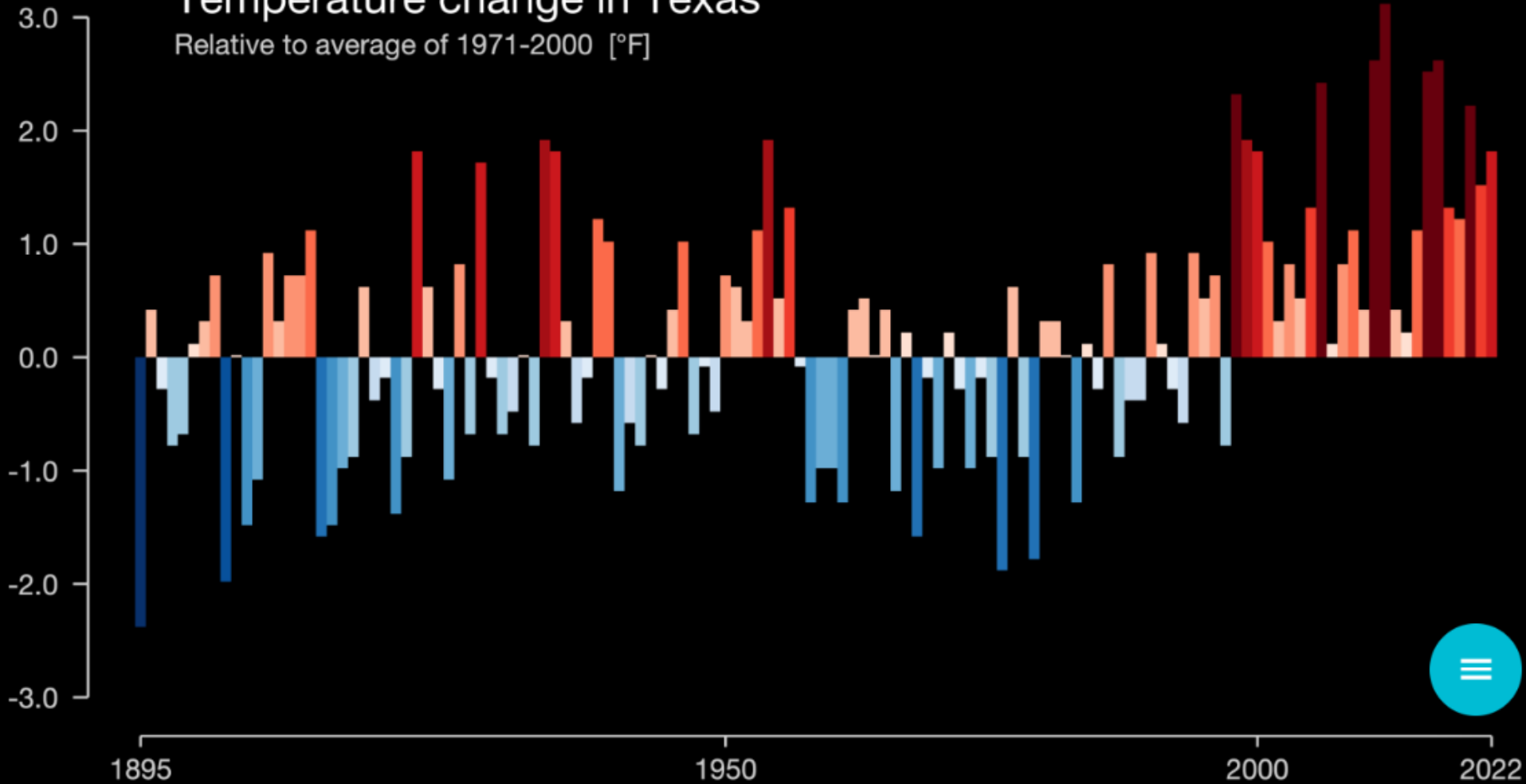
CITY OF AUSTIN

Austin Climate Equity Plan Overview

- How the Climate Equity Plan was developed
- What's in the Plan
- Where we are now

Temperature change in Texas

Relative to average of 1971-2000 [°F]



Why lead with Equity in Climate?



HIGHER TEMPERATURES



EXTENDED PERIODS OF DROUGHT



INCREASED RISK OF WILDFIRE



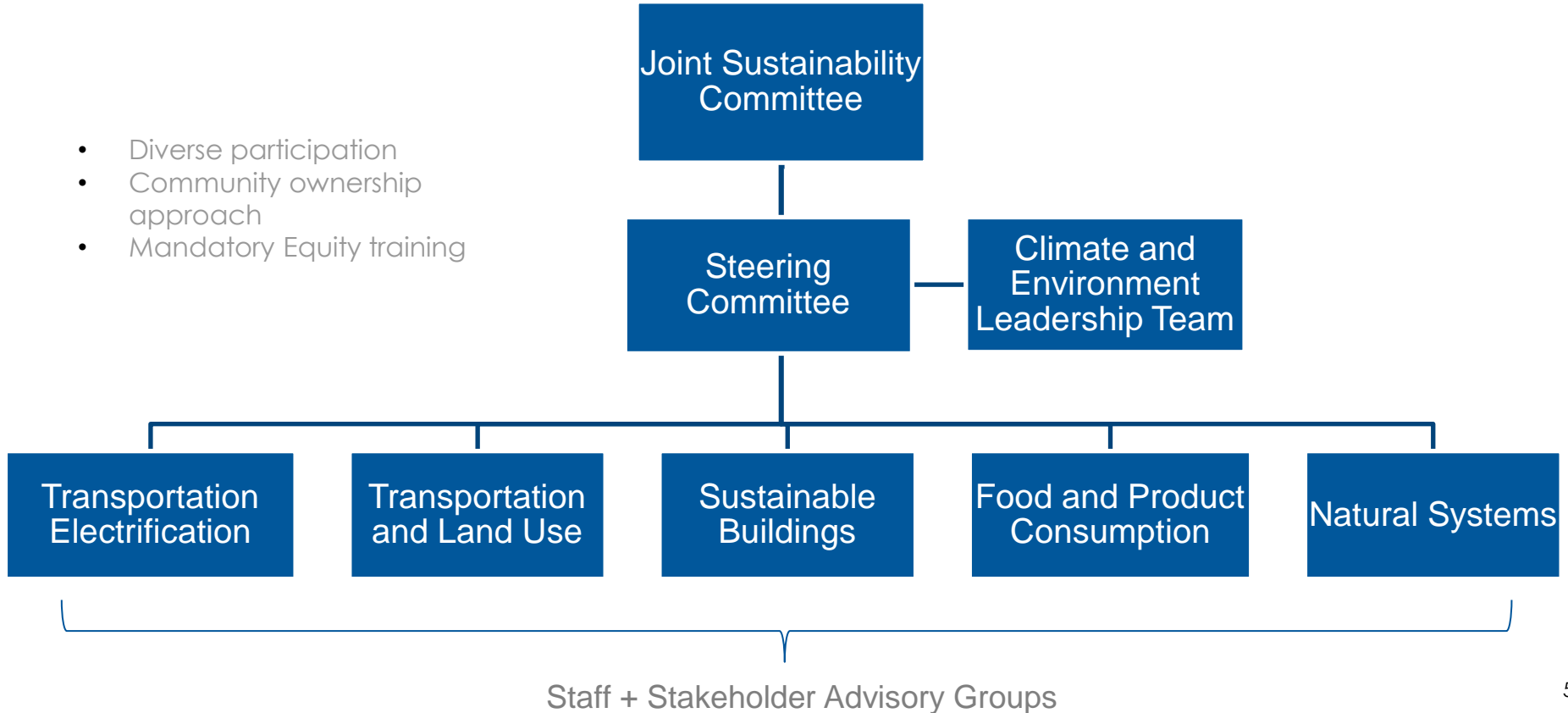
INTENSE RAIN AND FLOODING

- Low-income communities and communities of color are disproportionately affected by climate hazards
 - Experience climate shocks on top of existing economic stressors
 - Have less resources to bounce back from event
 - Suffer long-term impacts to mental and physical health

Plan Development Process



- Diverse participation
- Community ownership approach
- Mandatory Equity training



Community Climate Ambassadors

2020-2021 Cohort



- 50% African American/Black
- 25% Latino/Hispanic
- 8% Asian
- 8% Pacific Islander
- 8% Two or more races
- Over 50% under 24 years old
- Over 75% female

Priorities & concerns

Ambassadors helped identify these high-level community concerns, which will be detailed further in the next section.



Participating Stakeholder Organizations



TBG



CENTRAL
HEALTH



THE
CONSERVATION FUND



Texas Electric Transportation
Resources Alliance



TEXAS



Perkins&Will



Texas
Gas Service
A Division of ONE Gas



TRAVISCOUNTYTX★GOV



INTEGRAL



AUSTIN CLIMATE EQUITY PLAN



What's in the Plan?

Climate Equity Plan Overview

Adopted by City Council in September 2021

Net-zero by 2040

5 Sections


- Sustainable Buildings
- Transportation Electrification
- Transportation and Land Use
- Food and Product Consumption
- Natural Systems

17 Goals – To be accomplished **by 2030** to keep on track

75 Strategies - Progress in next **5 years**

Equity Throughout, particularly in *Strategies*

- Prioritize incentives + target communications towards **low-income & communities of color**
- Just transition to **green jobs** for new industries & technology
- Prioritize **health & other benefits**



Climate Equity Plan Summary

17 Goals

What needs to be accomplished **by 2030** to keep us on track

75 Strategies

What should be implemented in the **next 5 years** to make progress

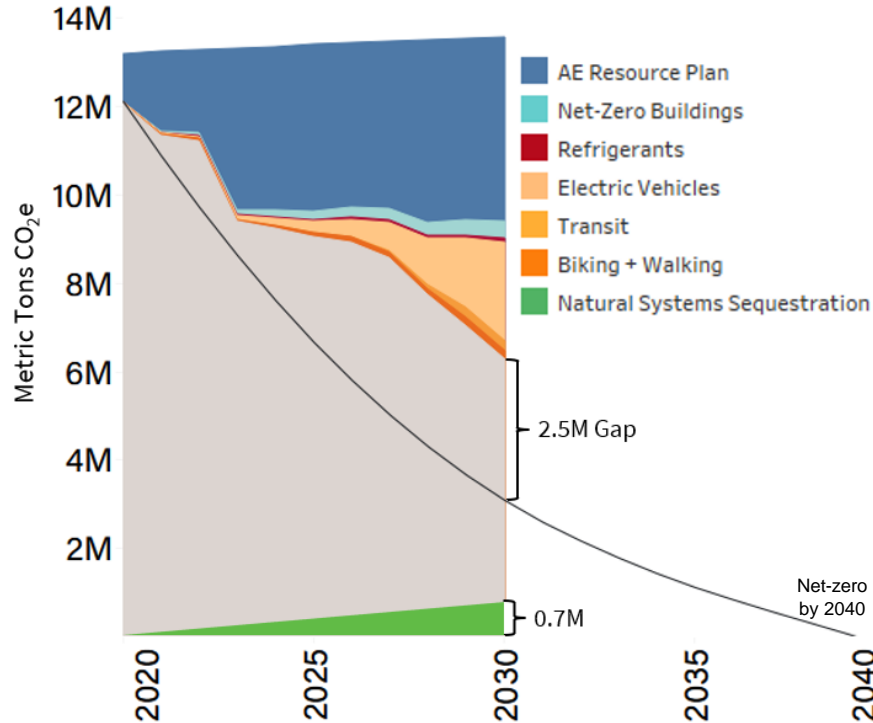


Austin is a National Leader in Climate Action

- Austin is 1 of 4 Major US Cities (+ Denver, Kansas City, San Francisco) that have adopted the most aggressive GHG Reduction goal — **Net Zero by 2040**.
- Austin is 1 of 5 Major US Cities (+ DC, Los Angeles, Portland, Seattle) that have **put equity at the center** of their climate initiatives.
- The Austin Energy Goal of **100% Carbon Free electricity generation by 2035** is in the top echelon of utility goals in the US, very few are more aggressive.
- Austin community-wide GHG emissions **decreased 25% since 2011** (15.1 MMT in 2010 to 11.5MMT in 2022). Per capita emissions decreased by a third despite population increasing by a third over same time period.



2030 Projected Emissions Reductions



Emissions Reduction Strategies

Buildings	2019	Goal
Carbon Free % of AE Customer Load	63% *	93%
Net-Zero Carbon Buildings	<1%	25%
Refrigerant Leaks	-	-25%
Transportation	2019	Goal
Electric Vehicle Miles Traveled	1%	40%
% of Trips on Public Transit, Biking or Walking	20%	50%

* Current AE customer load 12-month rolling average is 70% carbon-free



Sustainable Buildings

Foundation Communities Lakeline Learning Center

Sustainable Buildings – 4 Goals to be achieved by 2030

1: Achieve net-zero carbon for all new buildings and reduce emissions by 25% for existing buildings, while lowering all natural gas related emissions by 30%.

- Ensure benefits flow to low income communities and communities of color
- Enhance understanding of energy consumption
- Energy efficiency net zero carbon buildings
- Ensure equitable workforce development for emerging technologies

2: Reduce community-wide greenhouse gas emissions from refrigerant leakage by 25%.

- Capture and destroy old refrigerants
- Improve building codes to encourage cleaner refrigerants
- Create incentives for leak detection and repair
- Awareness and training for HVAC service providers
- Reduce the volume of refrigerants

3: Reduce the embodied carbon footprint of building materials used in local construction by 40% from a 2020 baseline.

- Lead by example through design and construction standards
- Incentivize lower-carbon materials
- Educate stakeholders on materials best practices
- Stimulate decarbonization with local producers

4: Equitably achieve a community-wide water demand of 152,000 acre-feet per year.

- Engage residents in technological transitions and conservation programs
- Evaluate program participation criteria
- Reduce emissions at the water-energy nexus



Transportation Electrification

Transportation Electrification – 3 Goals to be achieved by 2030

1: 40% of total vehicle miles traveled in the City of Austin are electrified and electric vehicle ownership is diverse culturally, geographically and economically.

- Conduct an EV Community Needs Assessment
- Create Equitable Incentives for Buying and Leasing EVs
- Reduce Tolls for EV's in the Eastern Crescent
- Launch an e-Bike + Electric Car Sharing Program
- Electrify Public Sector Fleet Vehicles
- Electrify Private Sector Fleet Vehicles

2: Austin has compelling and equitably-distributed charging infrastructure that is a mix of level 1, 2, and DC fast charging to accommodate 40% of total vehicle miles traveled in the city.

- Create a Network of Low-cost, Accessible Charging Stations
- Incentivize Internet-Connected Smart Charging
- Adopt New Energy and Building Codes
- Expand Outreach to Underserved Groups

3: The Austin-Round Rock-San Marcos MSA will be a global leader in transportation electrification by adopting policies and technologies that maximize the economic and health benefits for all while evolving with and defining the growth of this emerging industry.

- Create a Regional Coalition to Support EV's
- Pilot and Adopt New Technology
- Prioritize a Just Transition
- Expand the EV-related Business Ecosystem

AUSTIN CLIMATE EQUITY PLAN



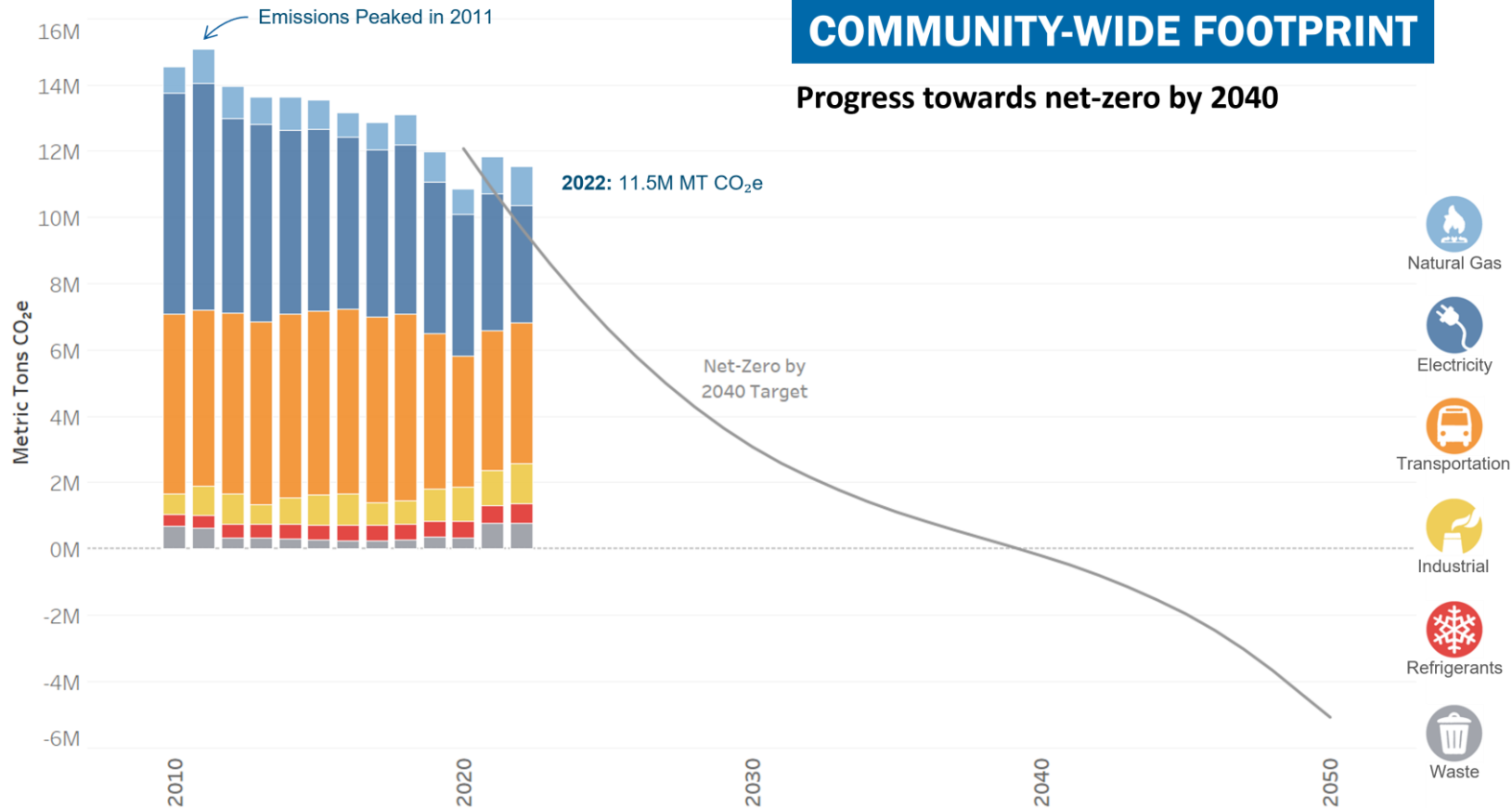
Where we are now

Progress towards Net-zero by 2040

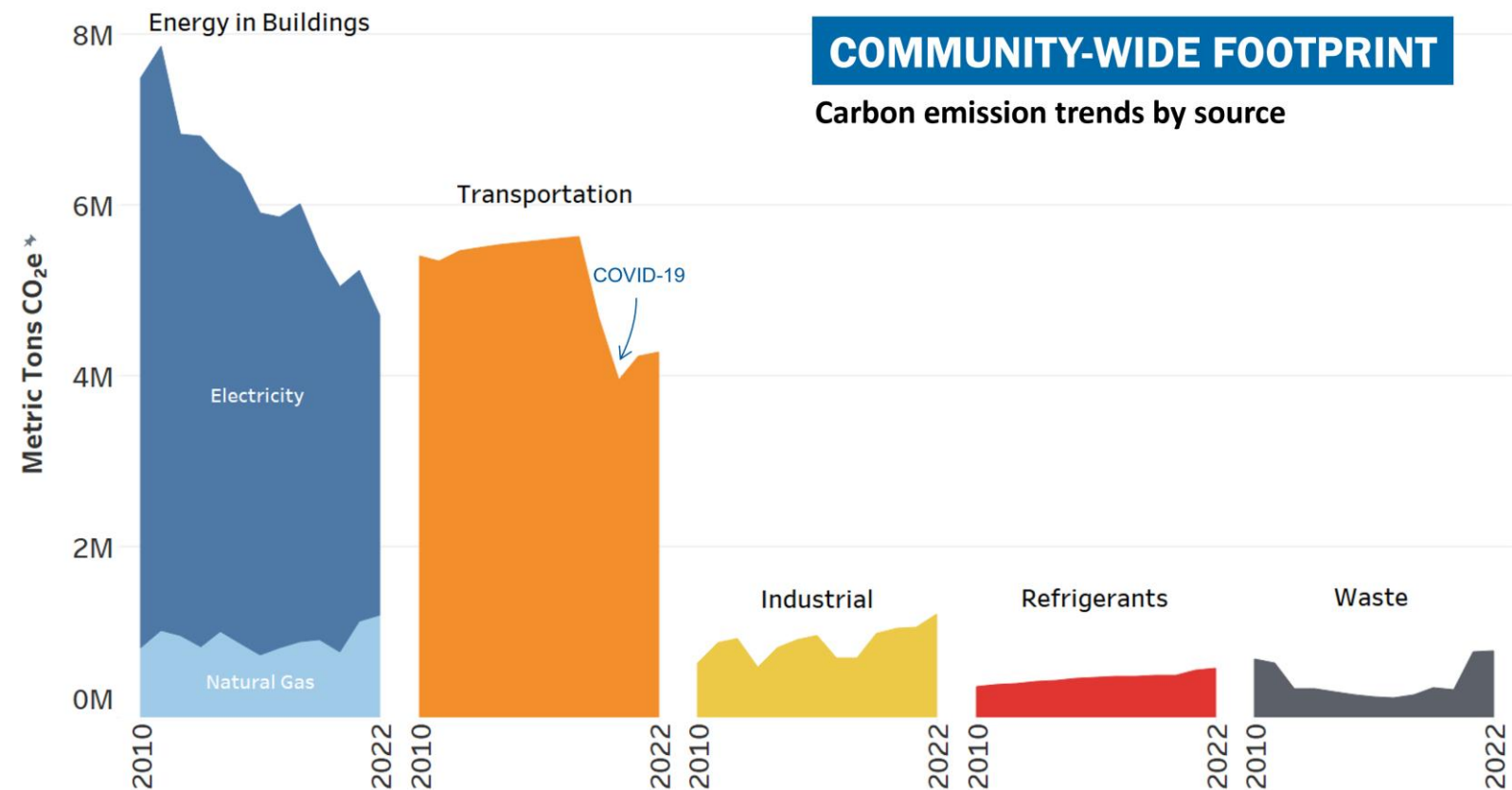


COMMUNITY-WIDE FOOTPRINT

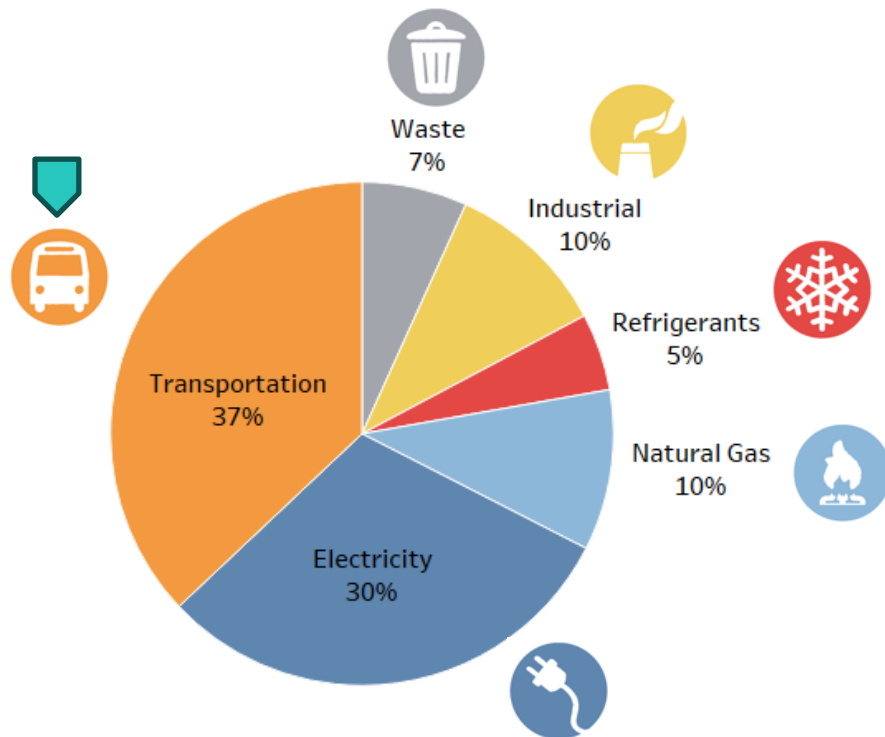
Progress towards net-zero by 2040



Austin Community-wide Carbon Footprint



Local Community-wide Footprint



2022: 11.5 million metric tons CO₂e

Community Climate Ambassadors

2022-2023 Cohort

Focused on community action and making an impact through ambassador-led projects.

Highlights:


- [Video](#) on organizing for Renter's Rights.
- Events, publications, showcases on climate change and its effects on communities of color, the LGBTQ community, and Austin's youth.
- Work to raise resilience and preparedness awareness, including translating the Neighborhood Preparedness Guide into [Spanish](#).
- [And more](#)




SAHABEL AT THE AMBASSADOR SHOWCASE



KECIA TALKS WITH
COMMUNITY MEMBERS



PAGES FROM
MONI'S ZINE

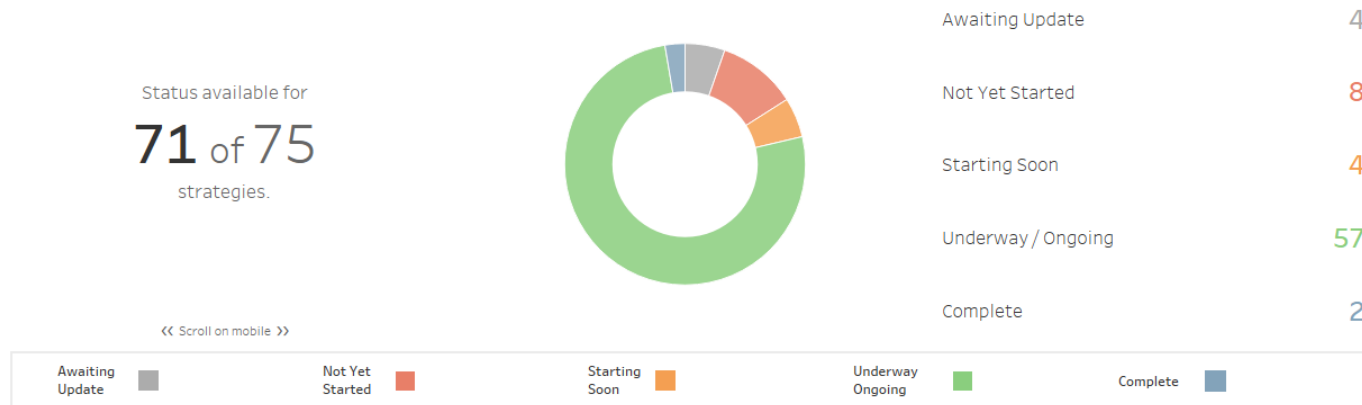


SAHABEL WITH THE SHIRT
DESIGNED BY ANDRES



GABY & NDOR'S EVENT

2024 Updates are Live on Implementation Dashboard



Goal 1

By 2030, all new buildings are net-zero carbon*, emissions from existing buildings are reduced by 25%, and all natural gas-related emissions are reduced by 30%.

* For this goal, net-zero carbon implies operational carbon, which refers to the CO₂ emitted from operations, such as lighting and heating, during the in-use phase of a building. A net-zero operational carbon building is highly efficient and entirely powered by on- or off-site renewable energy.

Strategy 1: Ensure benefits flow to low-income communities and communities of color (UNDERWAY/ONGOING)

Strategy 2: Enhance understanding of energy consumption (UNDERWAY/ONGOING)

Strategy 3: Achieve energy-efficient, net-zero carbon buildings (UNDERWAY/ONGOING)

Strategy 4: Ensure equitable workforce development for emerging technologies (UNDERWAY/ONGOING)

Equity Themes

Health, Accessibility, Just Transition

[Learn more about these themes.](#)



Details on all the progress and ongoing work around the Climate Equity Plan at the link below.

LINK: <https://bit.ly/ClimateEquityDashboard>



What's next?

- Continuing focus on community impact through a new Food, Climate, & Resilience mini-grant program this year
- Coordinated pursuit of federal funding (Inflation Reduction Act and more)
 - Working with a consultant on grant applications
 - Energy Efficiency Conservation Block Grants
 - Climate Pollution Reduction Grant Program – two applications this year
 - Community Change Grants – CBO and City collaborative applications
 - Clean Energy Investment Tax Credits – first time tax-exempt entities are eligible
- Environmental Investment Fund
 - Identify projects that need funding to meet the City's goals
 - Joint Sustainability Committee and Public Recommendations (3/27 and 4/24)
 - Prioritized list of project / programs / investments that reduce CO2 emissions, conserve and protect water resources, improve resilience, and support City organization sustainability – with options for funding

Thank you!

phillip.duran@austintexas.gov

Supplemental slides

Transportation and Land Use – 3 Goals to be achieved by 2030

1: 80% of new non-residential development is located within the city's growth centers and corridors.

- Plan for Complete Communities
- Work with employers on location and amenities
- Create mobility hubs
- Phase out free parking

2: Preserve and produce 135,000 housing units, including 60,000 affordable housing units with 75% of new housing located within ½ mile of activity centers and corridors.

- Offer Immediate Affordable Housing Assistance
- Fund Affordable Housing
- Enhance community engagement for affordable housing

3: 50% of trips in Austin are made using public transit, biking, walking, carpooling, or avoided altogether by working from home.

- Expand and Improve Public Transportation
- Promote Free Transportation Options
- Transit Stations and Stops
- Prioritize Bicycle Network
- Bicycle Education and Training
- Sidewalks, Urban Trails and Crossings

Food and Product Consumption – 3 Goals to be achieved by 2030

1: Ensure all Austinites can access a food system that is community-driven, prioritizes regenerative agriculture, supports dietary and health agency, prefers plant-based foods and minimizes food waste.

- Support institutional food purchasing
- Promote and fund community-driven food retail programs
- Incentivize pro-health, pro-climate food choices
- Conduct a food waste root cause analysis

2: Reduce greenhouse gas emissions from institutional, commercial, and government purchasing by at least 50%.

- Measure institutional lifecycle emissions
- Strengthen the City's sustainable purchasing program
- Strengthen non-City institutional purchasing programs
- Expand the City's Circular Economy Program

3: Aggressively pursue waste reduction, organics composting and recycling to achieve a new zero waste goal when the new Austin Resource Recovery Zero Waste Plan is adopted.

- Promote Reuse
- Create Eco-Hubs
- Create a workforce development program for the circular economy
- Offer incentives for products that have lower negative environmental and social impact
- Retool the bulk pick-up collection program

Natural Systems – 3 Goals to be achieved by 2030, 1 by 2050

1: Legally protect an additional 20,000 acres of carbon pools on natural lands and manage all new and existing natural areas (70,000 acres total) with a focus on resilience.

- Protect Natural Lands
- Manage Natural Lands for Resilience
- Increase Community Access and Positive Perception of Public Land
- Protect Water Sources

2: Protect 500,000 acres of farmland in the 5-county region through legal protections and/or regenerative agriculture programs.

- Protect of Working Lands
- Reform Agricultural Tax Appraisals
- Support Farmers through Financial Assistance
- Provide Farmers with Resources
- Expand Composting
- Workforce Development for Farmers

3: Achieve 50% citywide tree canopy cover by 2050, with a focus on increasing canopy cover in areas where coverage is lower than average.

- Protect Canopy Cover on City Lands
- Tree Protections and Landscape Regulations
- Community Tree Planting
- Promote Tree Health and Resilience on Private Properties

4: Include all City-owned lands under a management plan that result in neutral or negative carbon emissions and maximize community co-benefits.

- Prioritize Carbon Neutrality for Public Lands
- Reclaiming Public Space
- Community Stewardship
- Carbon Farming