

Austin Police Department

Public Safety Commission – FY2024 Q2 Presentation

- Section 1: Crimes Against Persons
- Section 2: Crimes Against Property/Society
- Section 3: Response Times & Call Volumes
- Section 4: Community Engagement
- Section 5: Budget
- Section 6: Staffing & Vacancies



Crimes Against Persons by Offense Type

FY2024 Q2* vs. FY2023 Q2 | FY2024 Q2* vs. 5-Year Mean (Q2)

| Offense Type | 5-Year Mean (FY2019-2023 Q2) | FY2023 Q2 | FY2024 Q2* | 1-Year Change | Difference from 5-Year Mean |
|---|---------------------------------|--------------|--------------|------------------|-----------------------------------|
| Assault Offenses (13A, 13B, 13C) | 4,477 | 4,233 | 3,500 | -17% | -22% |
| Homicide Offenses (09A, 09B) | 16 | 22 | 12 | -45% | -25% |
| Kidnapping/Abduction (100) | 46 | 52 | 46 | -12% | 0% |
| Sex Offenses (11A, 11B, 11C, 11D, 36A, 36B) | 232 | 202 | 148 | -27% | -36% |
| Other Crimes Against Persons (64A, 64B) | 3 | 3 | 1 | -67% | -67% |
| Total Crimes Against Persons | 4,774 | 4,512 | 3,707 | -18% | -22% |

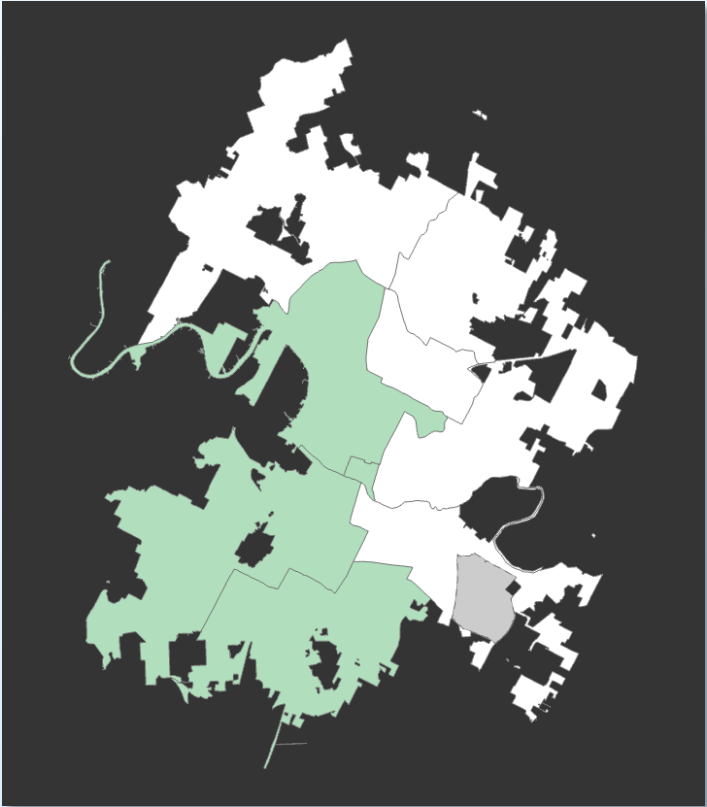
*Data for FY2024 Q2 only available through March 20, 2024



Crimes Against Persons by APD Sector

FY2024 Q2* vs. FY2023 Q2

| APD Sector | FY2023 Q2 | FY2024 Q2* | Percent Change |
|--------------|--------------|--------------|----------------|
| Adam | 446 | 381 | -15% |
| Baker | 392 | 312 | -20% |
| Charlie | 494 | 407 | -18% |
| David | 501 | 383 | -24% |
| Edward | 769 | 630 | -18% |
| Frank | 641 | 493 | -23% |
| George | 347 | 262 | -24% |
| Henry | 499 | 462 | -7% |
| Ida | 376 | 345 | -8% |
| Other | 48 | 33 | -31% |
| Total | 4,513 | 3,708 | -18% |



Change from FY2023 to FY2024 (Q2)

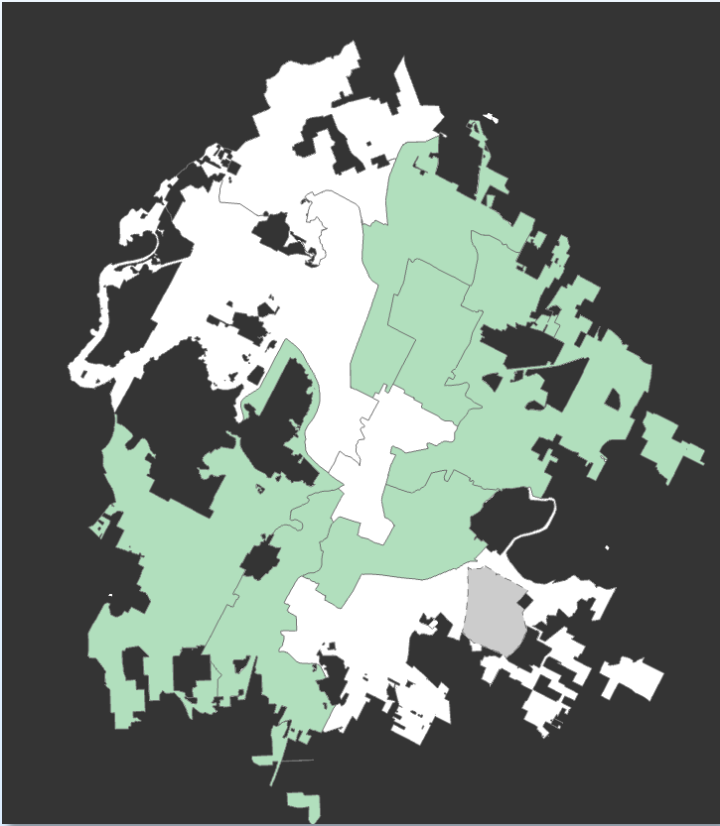
*Data for FY2024 Q2 only available through March 20, 2024



Crimes Against Persons by City Council District

FY2024 Q2* vs. FY2023 Q2

| City Council District | FY2023 Q2 | FY2024 Q2* | Percent Change |
|-----------------------|--------------|--------------|----------------|
| 1 | 569 | 454 | -20% |
| 2 | 557 | 445 | -20% |
| 3 | 696 | 626 | -10% |
| 4 | 741 | 625 | -16% |
| 5 | 307 | 223 | -27% |
| 6 | 202 | 158 | -22% |
| 7 | 341 | 356 | 4% |
| 8 | 151 | 106 | -30% |
| 9 | 721 | 520 | -28% |
| 10 | 196 | 168 | -14% |
| Total | 4,481 | 3,681 | -18% |



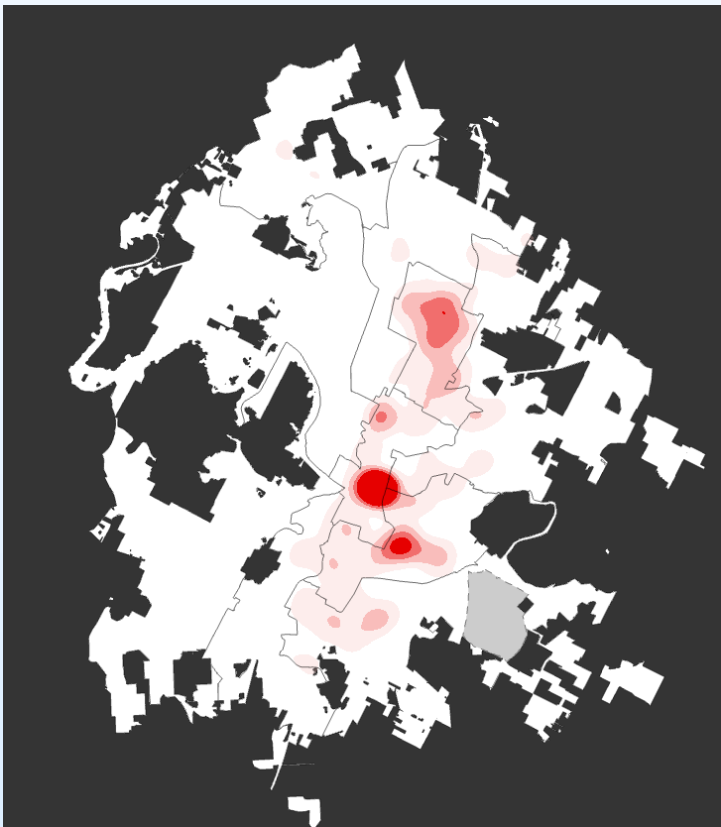
Change from FY2023 to FY2024 (Q2)

*Data for FY2024 Q2 only available through March 20, 2024

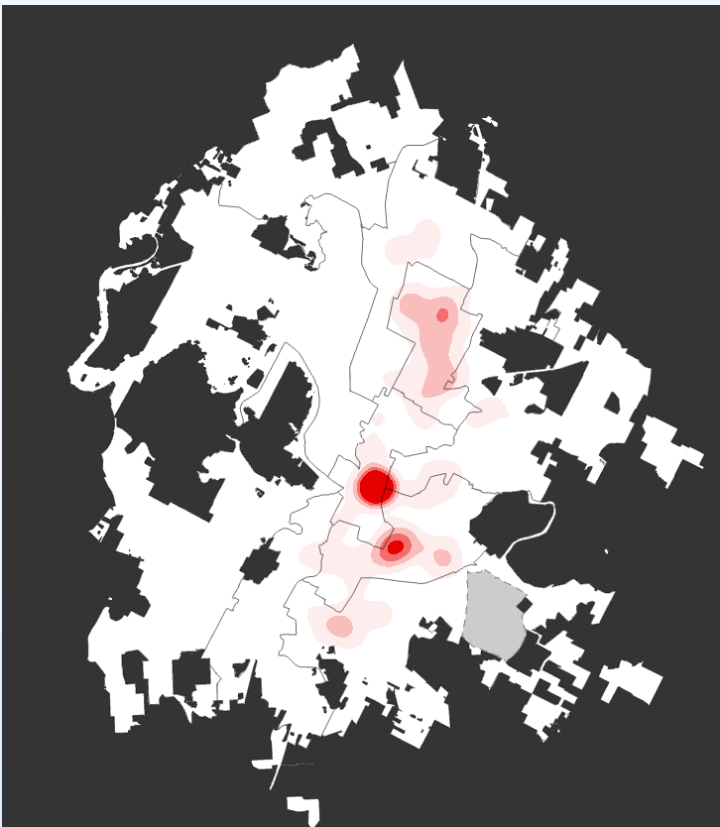


Crimes Against Persons Density (“Hotspots”)

FY2024 Q2* vs. FY2023 Q2



FY2023 Q2



FY2024 Q2*



Change

*Data for FY2024 Q2 only available through March 20, 2024



Crimes Against Property/Society by Offense Type

FY2024 Q2* vs. FY2023 Q2 | FY2024 Q2* vs. 5-Year Mean (Q2)

| Offense Type | 5-Year Mean (FY2019-2023 Q2) | FY2023 Q2 | FY2024 Q2* | 1-Year Change | Difference from 5-Year Mean |
|---|---------------------------------|---------------|---------------|---------------|--------------------------------|
| Robbery (120) | 241 | 271 | 178 | -34% | -26% |
| Arson (200) | 32 | 37 | 37 | 0% | 16% |
| Burglary/Breaking & Entering (220) | 1,106 | 1,231 | 829 | -33% | -25% |
| Larceny/Theft Offenses (23A, 23B, 23C, 23D, 23E, 23F, 23G, 23H) | 6,308 | 5,824 | 4,279 | -27% | -32% |
| Motor Vehicle Theft (240) | 1,026 | 1,477 | 1,488 | 1% | 45% |
| Counterfeiting/Forgery (250) | 246 | 213 | 85 | -60% | -65% |
| Fraud Offenses (26A, 26B, 26C) | 1,748 | 1,450 | 870 | -40% | -50% |
| Destruction/Damage/Vandalism of Property (290) | 1,605 | 1,460 | 1,260 | -14% | -21% |
| Drug/Narcotic Offenses (35A, 35B) | 1,250 | 1,237 | 1,122 | -9% | -10% |
| Pornography/Obscene Material (370) | 73 | 76 | 53 | -30% | -27% |
| Prostitution Offenses (40A, 40B, 40C) | 19 | 23 | 18 | -22% | -5% |
| Weapon Law Violations (520) | 221 | 314 | 230 | -27% | 4% |
| Animal Cruelty (720) | 50 | 54 | 67 | 24% | 34% |
| Other Offenses Against Property/Society (210, 270, 280, 39A, 39B, 39C, 510) | 19 | 20 | 13 | -35% | -32% |
| Total Crimes Against Property/Society | 13,945 | 13,687 | 10,529 | -23% | -24% |

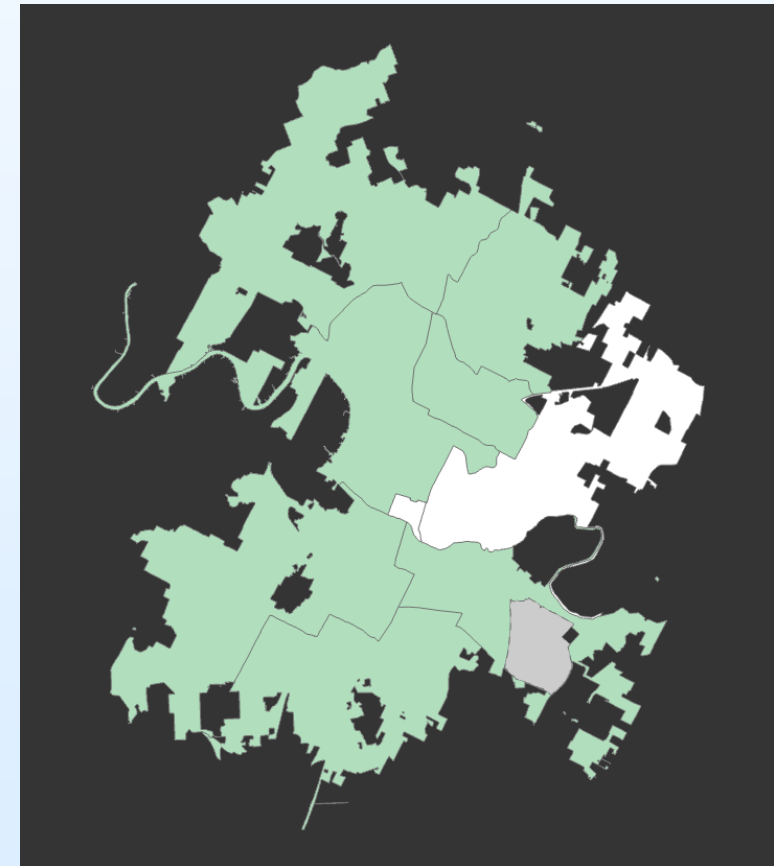
*Data for FY2024 Q2 only available through March 20, 2024



Crimes Against Property/Society by APD Sector

FY2024 Q2* vs. FY2023 Q2

| APD Sector | FY2023 Q2 | FY2024 Q2* | Percent Change |
|--------------|---------------|---------------|----------------|
| Adam | 1,834 | 1,356 | -26% |
| Baker | 1,717 | 1,207 | -30% |
| Charlie | 1,372 | 1,119 | -18% |
| David | 2,129 | 1,321 | -38% |
| Edward | 1,697 | 1,285 | -24% |
| Frank | 1,540 | 1,221 | -21% |
| George | 879 | 845 | -4% |
| Henry | 1,462 | 1,130 | -23% |
| Ida | 1,119 | 897 | -20% |
| Other | 232 | 157 | -32% |
| Total | 13,981 | 10,538 | -25% |



Change from FY2023 to FY2024 (Q2)

*Data for FY2024 Q2 only available through March 20, 2024

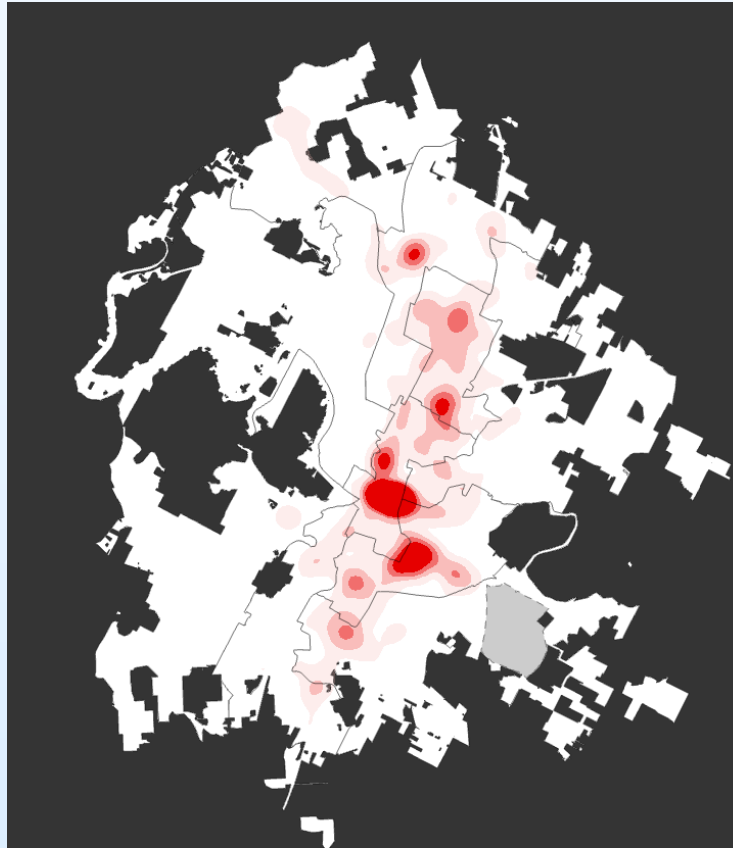
*Data for FY2024 Q2 only available through March 20, 2024

Crimes Against Property/Society Density (“Hotspots”)

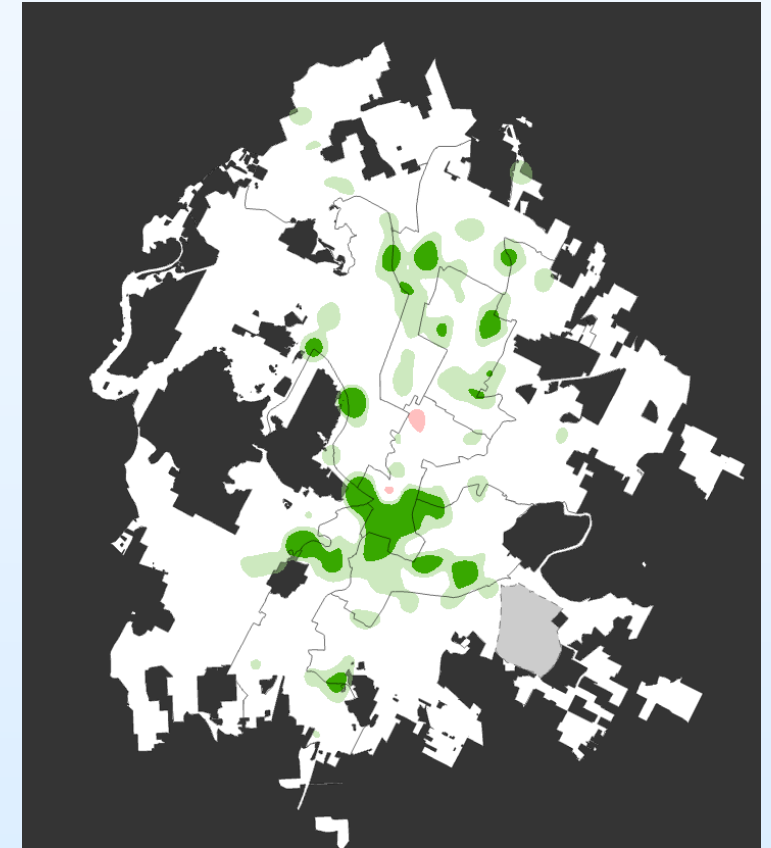
FY2024 Q2* vs. FY2023 Q2



FY2023 Q2



FY2024 Q2*



Change

*Data for FY2024 Q2 only available through March 20, 2024

Citywide Response Times and Call Volume

FY2024 Q2*

| Emergency (P0) + Urgent (P1) | Citywide Target | 2024 Jan | 2024 Feb | 2024 Mar* |
|------------------------------|-----------------|----------|----------|-----------|
| Average Response Time | 00:10:44 | 0:12:27 | 0:11:49 | 00:11:39 |
| Call Volumes | N/A | 6,596 | 6,653 | 4,826 |

*Data for FY2024 Q2 only available through March 20, 2024



Response Times and Incident Volume by City Council District

FY2024 Q2*

| Council District 1 | | |
|--------------------|--------------|-----------------------|
| Priority | Call Volume | Average Response Time |
| 0 | 1,000 | 00:11:05 |
| 1 | 1,267 | 00:13:53 |
| 2 | 3,335 | 00:37:31 |
| 3 | 3,361 | 01:28:06 |
| Totals | 8,963 | N/A |

| Council District 2 | | |
|--------------------|---------------|-----------------------|
| Priority | Call Volume | Average Response Time |
| 0 | 763 | 00:10:01 |
| 1 | 1,173 | 00:14:39 |
| 2 | 3,305 | 00:40:45 |
| 3 | 4,842 | 01:23:50 |
| Totals | 10,083 | N/A |

| Council District 3 | | |
|--------------------|---------------|-----------------------|
| Priority | Call Volume | Average Response Time |
| 0 | 1,247 | 00:08:34 |
| 1 | 1,681 | 00:11:43 |
| 2 | 4,686 | 00:35:49 |
| 3 | 4,606 | 01:31:20 |
| Totals | 12,220 | N/A |

| Council District 4 | | |
|--------------------|--------------|-----------------------|
| Priority | Call Volume | Average Response Time |
| 0 | 1,050 | 00:08:45 |
| 1 | 1,432 | 00:12:49 |
| 2 | 3,867 | 00:36:54 |
| 3 | 3,247 | 01:35:29 |
| Totals | 9,596 | N/A |

| Council District 5 | | |
|--------------------|--------------|-----------------------|
| Priority | Call Volume | Average Response Time |
| 0 | 555 | 00:09:31 |
| 1 | 863 | 00:13:52 |
| 2 | 2,672 | 00:37:25 |
| 3 | 1,527 | 01:20:32 |
| Totals | 5,617 | N/A |

| Council District 6 | | |
|--------------------|--------------|-----------------------|
| Priority | Call Volume | Average Response Time |
| 0 | 507 | 00:12:32 |
| 1 | 568 | 00:19:01 |
| 2 | 1,651 | 00:40:36 |
| 3 | 1,148 | 01:31:51 |
| Totals | 3,874 | N/A |

| Council District 7 | | |
|--------------------|--------------|-----------------------|
| Priority | Call Volume | Average Response Time |
| 0 | 951 | 00:10:07 |
| 1 | 1,114 | 00:16:10 |
| 2 | 3,721 | 00:33:03 |
| 3 | 2,612 | 01:28:27 |
| Totals | 8,398 | N/A |

| Council District 8 | | |
|--------------------|--------------|-----------------------|
| Priority | Call Volume | Average Response Time |
| 0 | 390 | 00:10:59 |
| 1 | 368 | 00:15:49 |
| 2 | 1,129 | 00:35:08 |
| 3 | 610 | 01:16:16 |
| Totals | 2,497 | N/A |

| Council District 9 | | |
|--------------------|---------------|-----------------------|
| Priority | Call Volume | Average Response Time |
| 0 | 778 | 00:07:45 |
| 1 | 1,445 | 00:10:32 |
| 2 | 4,928 | 00:25:19 |
| 3 | 7,848 | 00:57:28 |
| Totals | 14,999 | N/A |

2

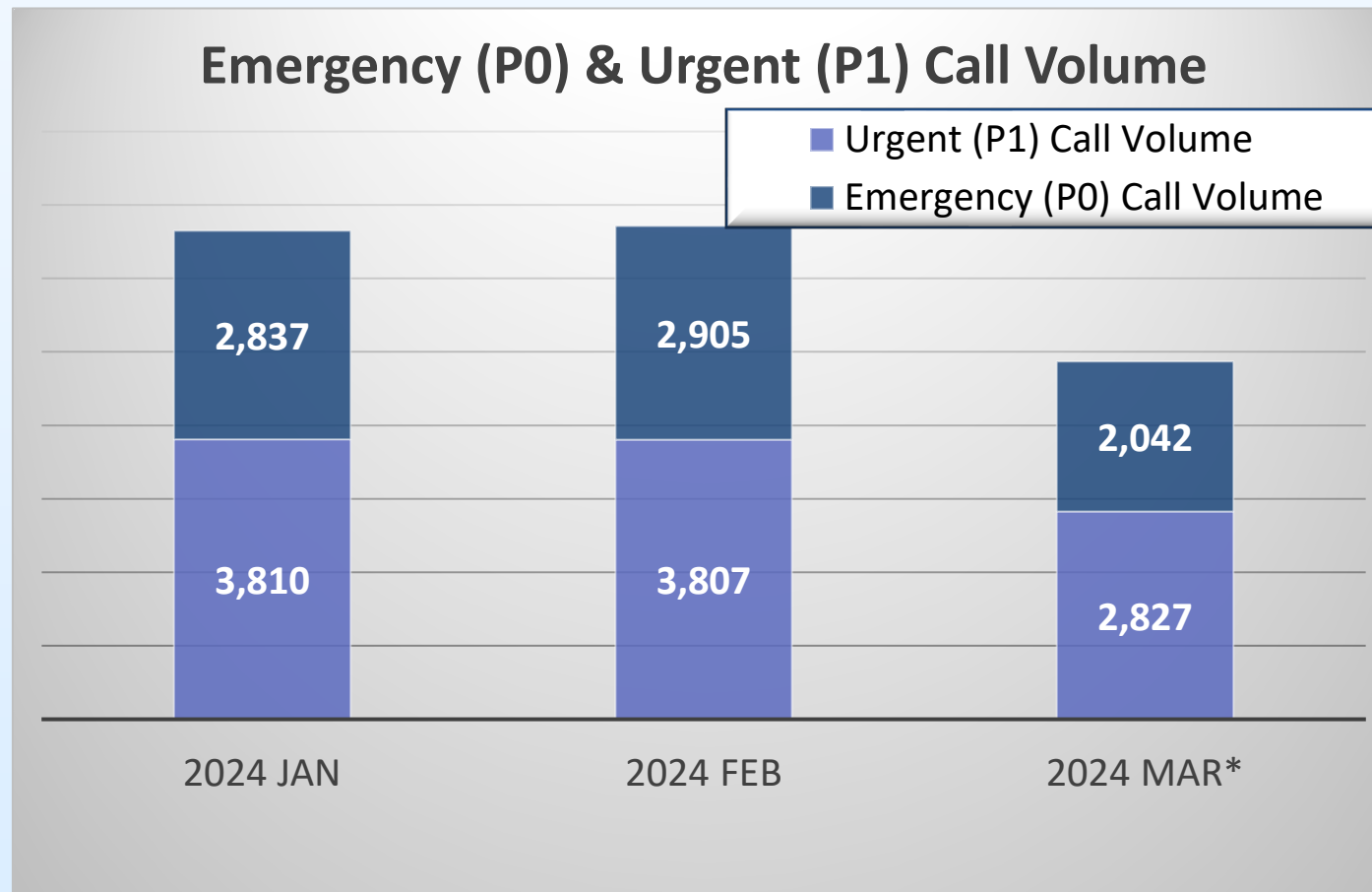
| Council District 10 | | |
|---------------------|--------------|-----------------------|
| Priority | Call Volume | Average Response Time |
| 0 | 473 | 00:11:07 |
| 1 | 412 | 00:17:36 |
| 2 | 1,511 | 00:30:25 |
| 3 | 900 | 01:15:43 |
| Totals | 3,296 | N/A |

*Data for FY2024 Q2 only available through March 20, 2024



Emergency (P0) & Urgent (P1) Call Volume by Month

FY2024 Q2*



*Data for FY2024 Q2 only available through March 20, 2024



Community Engagement

FY2024 Q2

- **Community Events**

- Annual Jugueton Event
- African American Heritage Month Event
- Special Olympics Breakfast
- Touch a Truck Event for Kids
- Cupid Casino at Dittmar Rec Center (senior citizens)
- COA Spring Fling at Rec Center

- **Community Meetings**

- Community Connect Meetings- Commander Forums (multiple)
- Safety Forums (multiple in downtown area specifically)
- Neighborhood Community Meetings (multiple)
- Faith-Based Meetings and Gatherings (multiple)
- Business Community Meetings (multiple)
- Austin Post-Antisemitism and Security (in collaboration with Dell JCC and FBI)

- **Community Outreach and Education**

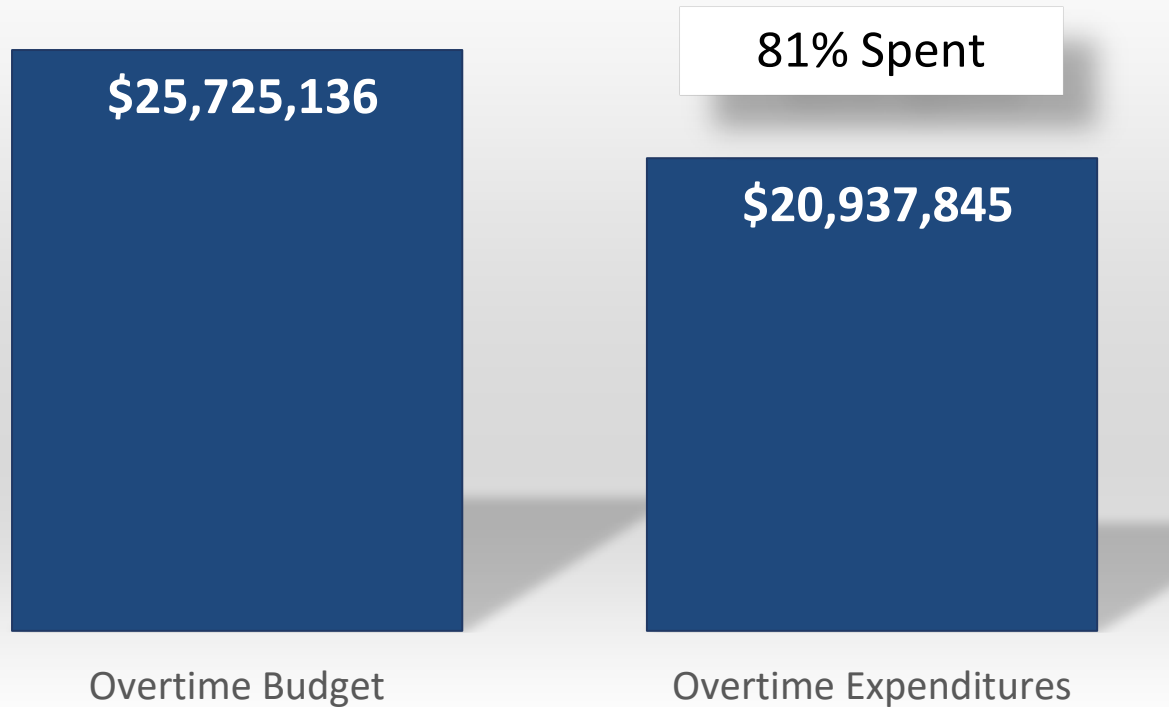
- Anti-Theft Event in collaboration with Hyundai (3 days, approximately 934 vehicles engaged)
- Coffee with a Cop
- BEACON Event (engagement with youth in foster care system)
- School/Student Engagement
 - SB30 Training (effectively interacting with police)
 - Meet and greets
 - Pipe and drums practice
 - College and Career Fairs



Overtime Budget vs. Hours Worked

2023-Sep-24 through 2024-Mar-9

APD Budgeted Overtime vs. Actual Overtime*
9/24/23 - 3/09/24

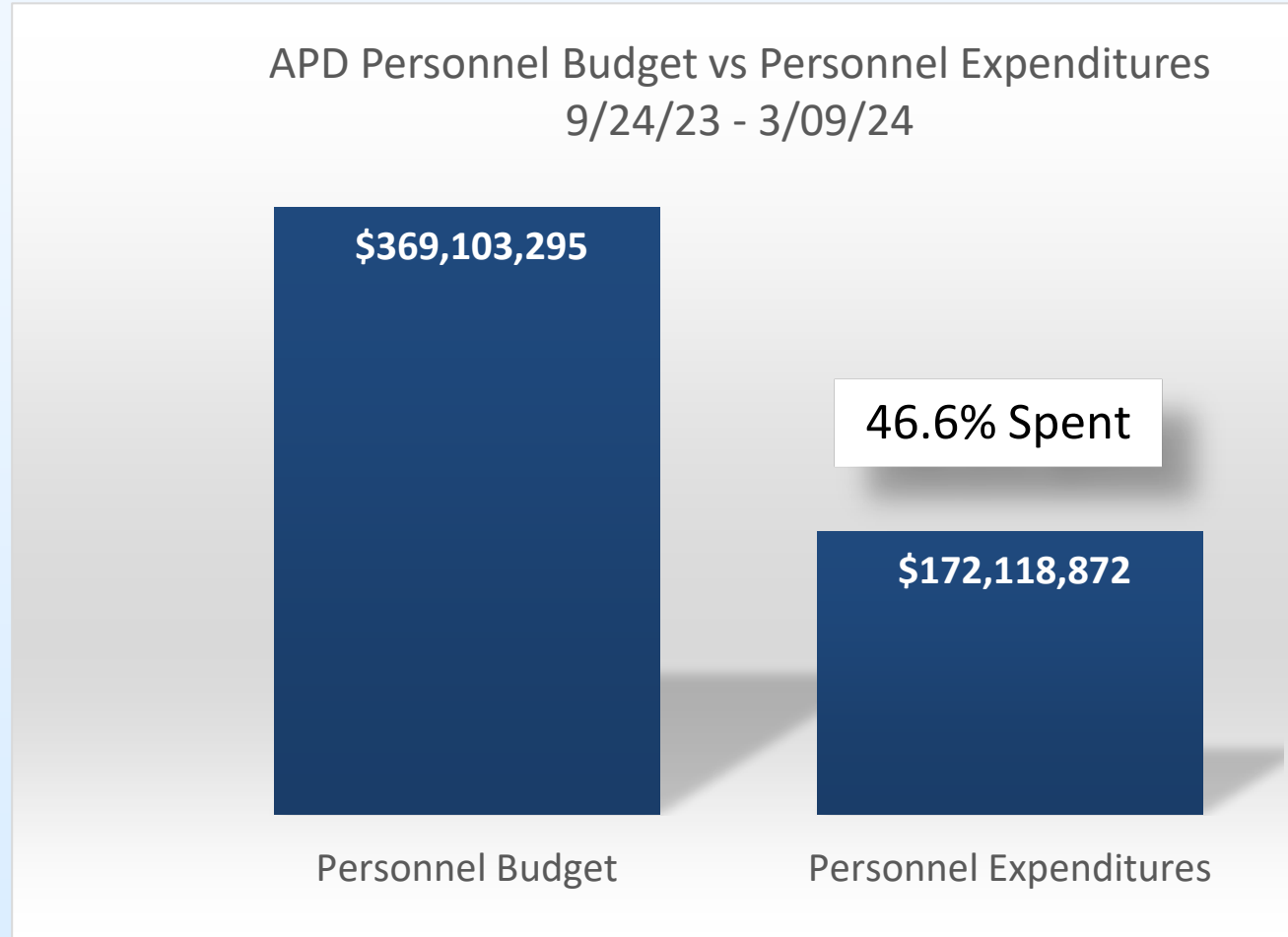


*Does not include reimbursed overtime or COVID FEMA

Officers working overtime: 1,464
Overtime hours worked: 241,332

Personnel Budget vs. Total Expenditures

2023-Sep-24 through 2024-Mar-9



Cadet Classes

2024

RECENT GRADUATES

- **148th Cadet Class**
 - Started 1/30/2023 with 34 cadets
 - Graduated 9/8/23 with 19
- **149th Cadet Class**
 - Started 05/29/2023 with 34 cadets
 - Graduated 1/5/24 with 25

CURRENT CLASSES

- **150th/151st Cadet Class**
 - Started 9/11/23 with 49 cadets
 - Currently 40 cadets
 - Graduation 4/19/24
- **152nd Cadet Class**
 - Started 2/12/24 with 79 cadets
 - Currently 71 cadets
 - Graduation 9/20/24

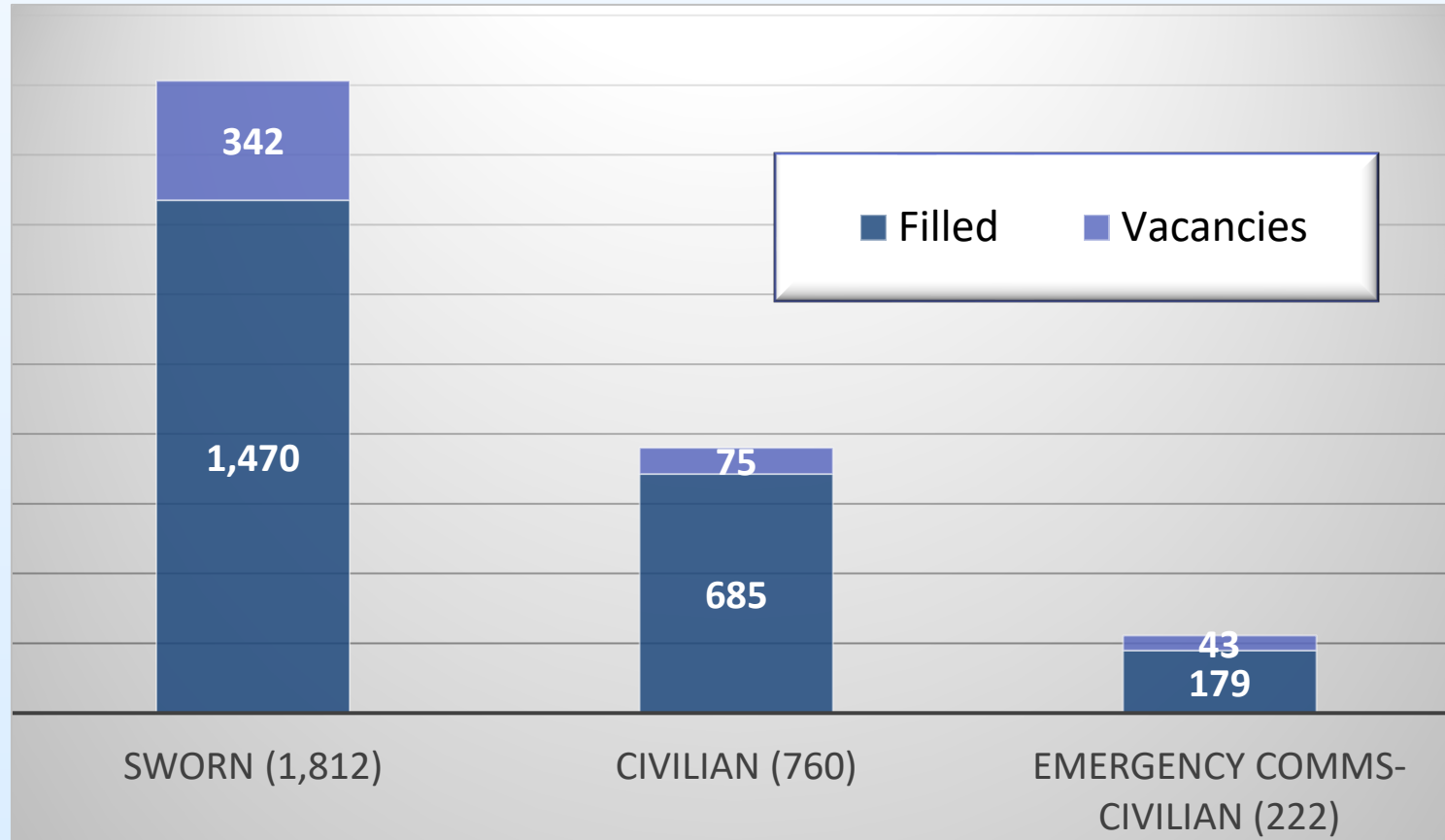
FUTURE SCHEDULED CLASSES

- **153rd Cadet Class**
 - Starts 7/15/24
 - Currently ~119 in hiring process
 - Graduation date set for 3/7/2025
- **154th Cadet Class**
 - Starts January 2025



Staffing levels

FY2024 Q2

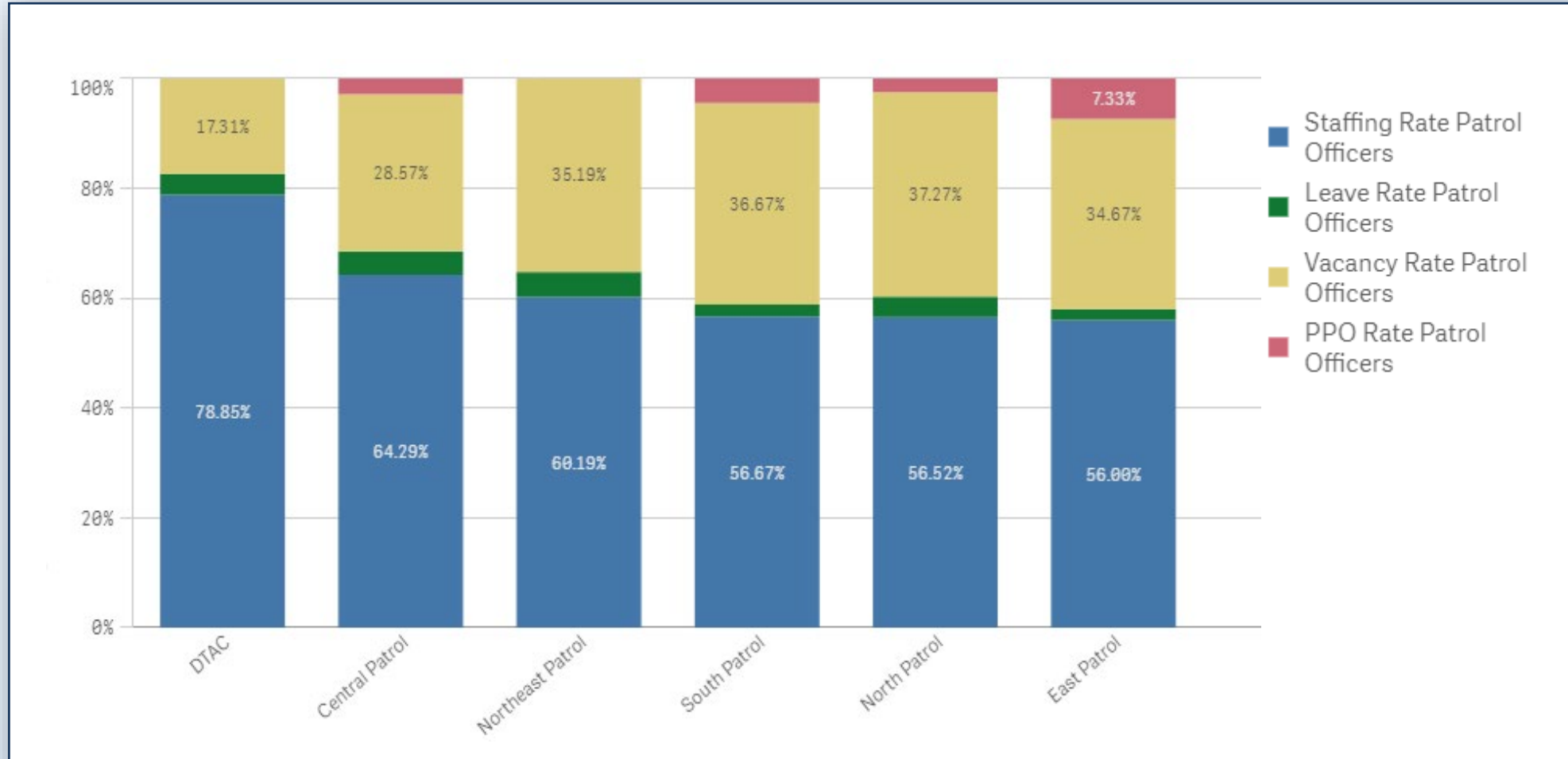


Hired **7 new civilian staff** to directly assist with implementation of the Kroll Report recommendations at the Academy



Patrol Officer Staffing & Vacancies by Area Command

(as of March 25, 2024)



APD Open Data Portal

www.austintexas.gov/apd-data-portal

