



### Standard Colors

|   |   |   |  |   |
|---|---|---|--|---|
|    |    |    |    |    |
| Shasta White  | Parchment   | Almond  | Sierra Tan   | Buckskin  |
|    |    |    |    |    |
| Medium Bronze   | Aged Bronze   | Copper Brown  | Dark Bronze  | Terra-Cotta   |
|    |    |    |    |    |
| Deep Red  | Colonial Red  | Copper Brown  | Bristol Blue   | Royal Blue  |
|   |   |   |   |   |
| Patina Green  | Hemlock Green   | Teal Green  | Forest Green   | Evergreen   |
|  |  |  |  |  |
| Hartford Green  | Cityscape   | Zinc Grey   | Charcoal Grey  | Matte Black   |

### Premium Colors

Premium colors require a nominal surcharge.

|   |   |
|---|---|
|  |  |
| Natural White   | Award Blue  |

### Metallic Colors

Metallic colors are premium finishes which require a nominal surcharge.



|   |  |   |
|---|--|---|
|  |  |  |
| Champagne   | Copper-Cote™   | Antique Copper-Cote   |

**Natural Metal Finish**

Acrylic-Coated Galvalume® is a coated sheet product that combines the corrosion resistance of Galvalume® steel sheet with a clear, organic resin applied to the top side and bottom side of Galvalume® substrate.



Acrylic-Coated Galvalume®

|   |  |   |
|---|--|---|
|  |  |  |
| Zinc-Cote™  | Lead-Cote™   | Prewathered Galvalume®  |

Due to limitations in the printing process, please request actual color chips for accurate color viewing.