

# City of Austin 5-Year Consolidated Plan *Community Needs Assessment*

Discussion on community needs and spending priorities for  
the FY 24-29 Consolidated Plan for federal grants.



# Agenda

Where Does Our Funding Come From?

Planning and Reporting for Federal Funding

How We Make Decisions

Fair Housing

Programs and Activities Overview

What We've Heard From the Community

Group and Community Input






# How do we fund our programs?




HUD Annual Entitlement Grants




Housing Trust Fund




Approved City Bonds



City Operating Budget



Project Connect  
Anti-Displacement Funds



CARES Act



# **Federal Grants:**

## Planning & Reporting Programs & Activities






The **U.S. Department of Housing and Urban Development (HUD)** allocates entitlement funding to municipalities and state governments.

The City of Austin applies for what in recent years has been approximately \$14 million in annual grant entitlements across four grants for affordable housing, community development, economic development, and public services.

Each year, we plan and evaluate the programs funded by the HUD grants.

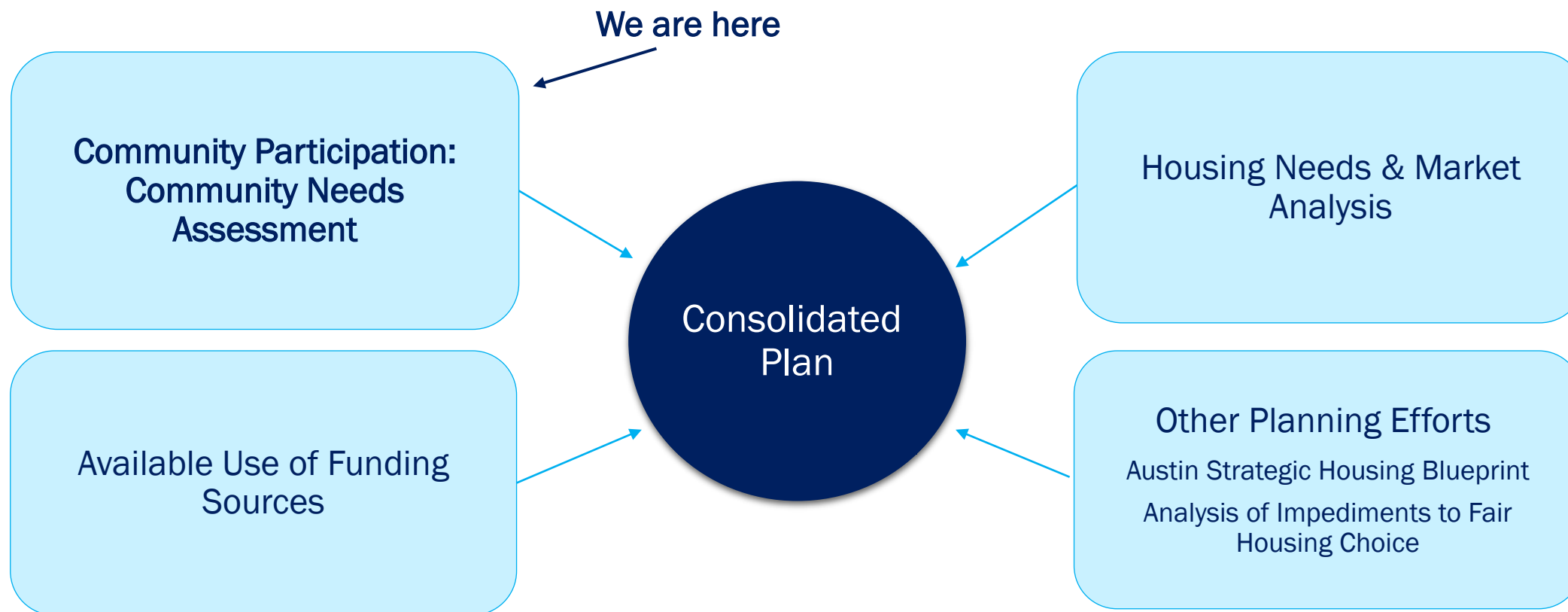




# U.S. Department of Housing and Urban Development (HUD)

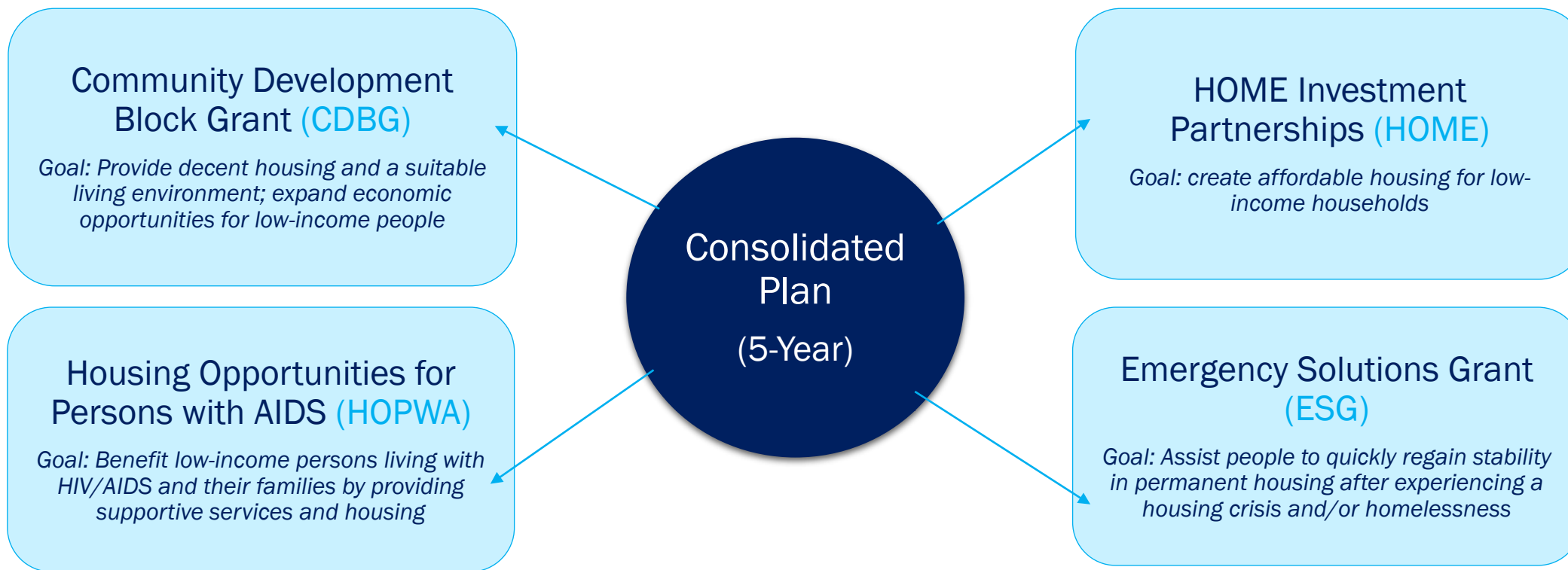


# How are funding decisions made?





# Consolidated Plan Funding Sources







# Fair Housing








- 2019 Analysis of Impediments to Fair Housing Choice (AI)
- Potential upcoming "Equity Plan" related to fair housing
- Seeking input and surveying on fair housing issues, experiences



# HOUSING DEPARTMENT

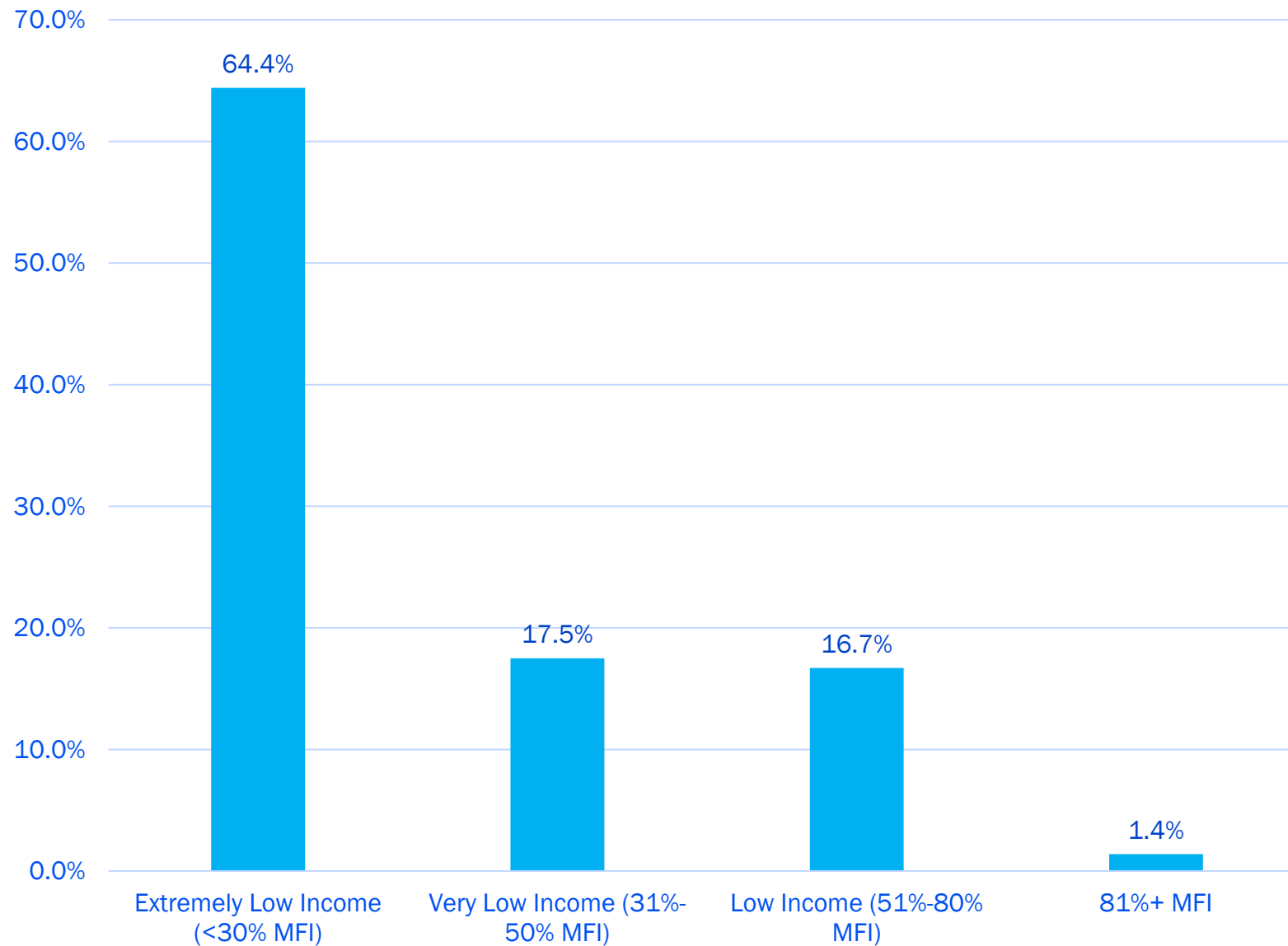


## Programs & Activities

		Community Development Block Grant (CDBG) \$7,362,354	Home Investment Partnerships (HOME) \$3,601,868	Housing Opportunities for Persons with AIDS (HOPWA) \$2,670,278	Emergency Solutions Grants (ESG) \$658,196
	RENTER ASSISTANCE	<ul style="list-style-type: none"> <li>Architectural Barrier Removal</li> <li>Tenants' Rights Assistance</li> </ul>	<ul style="list-style-type: none"> <li>Tenant-Based Rental Assistance</li> </ul>	<ul style="list-style-type: none"> <li>Tenant-Based Rental Assistance</li> <li>Short term rental, mortgage &amp; utilities (STRMU)</li> </ul>	
	HOMEBUYER ASSISTANCE		<ul style="list-style-type: none"> <li>Down Payment Assistance</li> </ul>		
	HOMEOWNER ASSISTANCE	<ul style="list-style-type: none"> <li>Architectural barrier removal</li> <li>Home repair programs</li> <li>Homeowner rehabilitation loans</li> </ul>		<ul style="list-style-type: none"> <li>Short term rental, mortgage &amp; utilities (STRMU)</li> </ul>	
	HOUSING DEVELOPMENT ASSISTANCE	<ul style="list-style-type: none"> <li>Rental &amp; Ownership Housing Development Assistance</li> </ul>			
	HOMELESS ASSISTANCE		<ul style="list-style-type: none"> <li>Tenant-Based Rental Assistance</li> </ul>	<ul style="list-style-type: none"> <li>Short-term Supportive Housing</li> <li>Housing Case Management</li> <li>Permanent Housing Placement</li> </ul>	<ul style="list-style-type: none"> <li>Rapid Rehousing Programs</li> <li>Homeless Shelter Operations</li> <li>Homeless Management Information System</li> </ul>
	SPECIAL NEEDS ASSISTANCE	<ul style="list-style-type: none"> <li>Childcare</li> <li>Youth Mental Health Services</li> <li>Senior Services</li> </ul>		<ul style="list-style-type: none"> <li>Facility Based Housing</li> </ul>	
	OTHER COMMUNITY DEVELOPMENT ASSISTANCE	<ul style="list-style-type: none"> <li>Family Business Loan Program</li> </ul>	<ul style="list-style-type: none"> <li>Community Housing Development Organization (CHDO) operating expense grants</li> <li>CHDO Housing Development Assistance</li> </ul>		

# Who Do We Serve?

**3,017**  
# households  
served FY 22-23



\*Income data does not include ESG, HOPWA and Cares Act-funded programming





**What we've heard:**

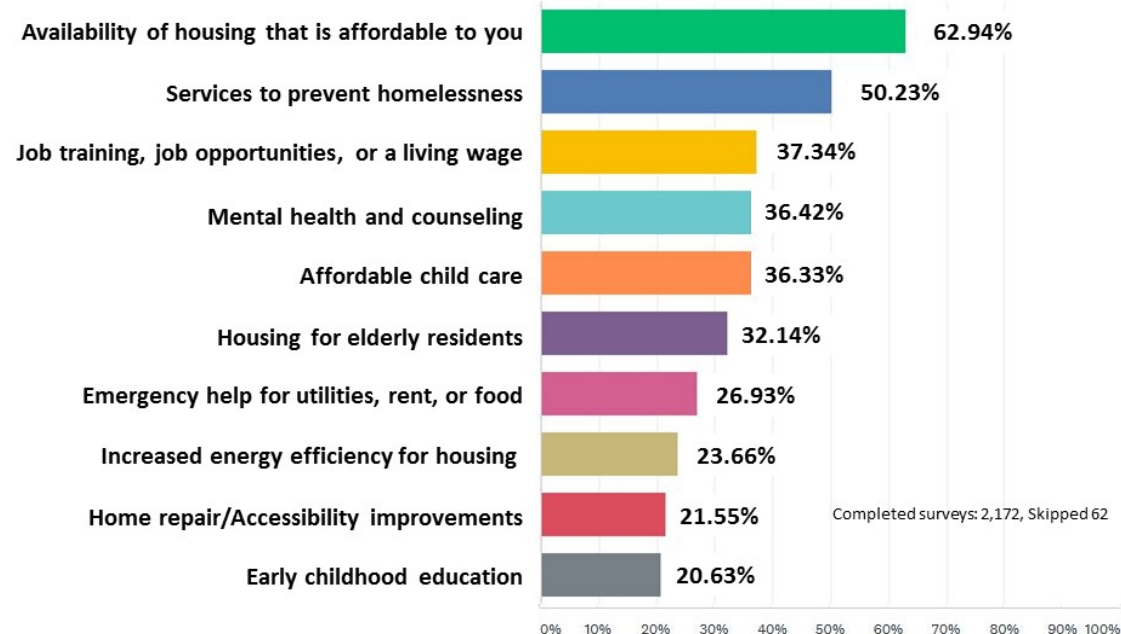
How community needs drive our  
decisions



# What we've heard from community

## What do you think are the greatest needs in your neighborhood or community?

All survey respondents | February 16, 2019 – March 30, 2019



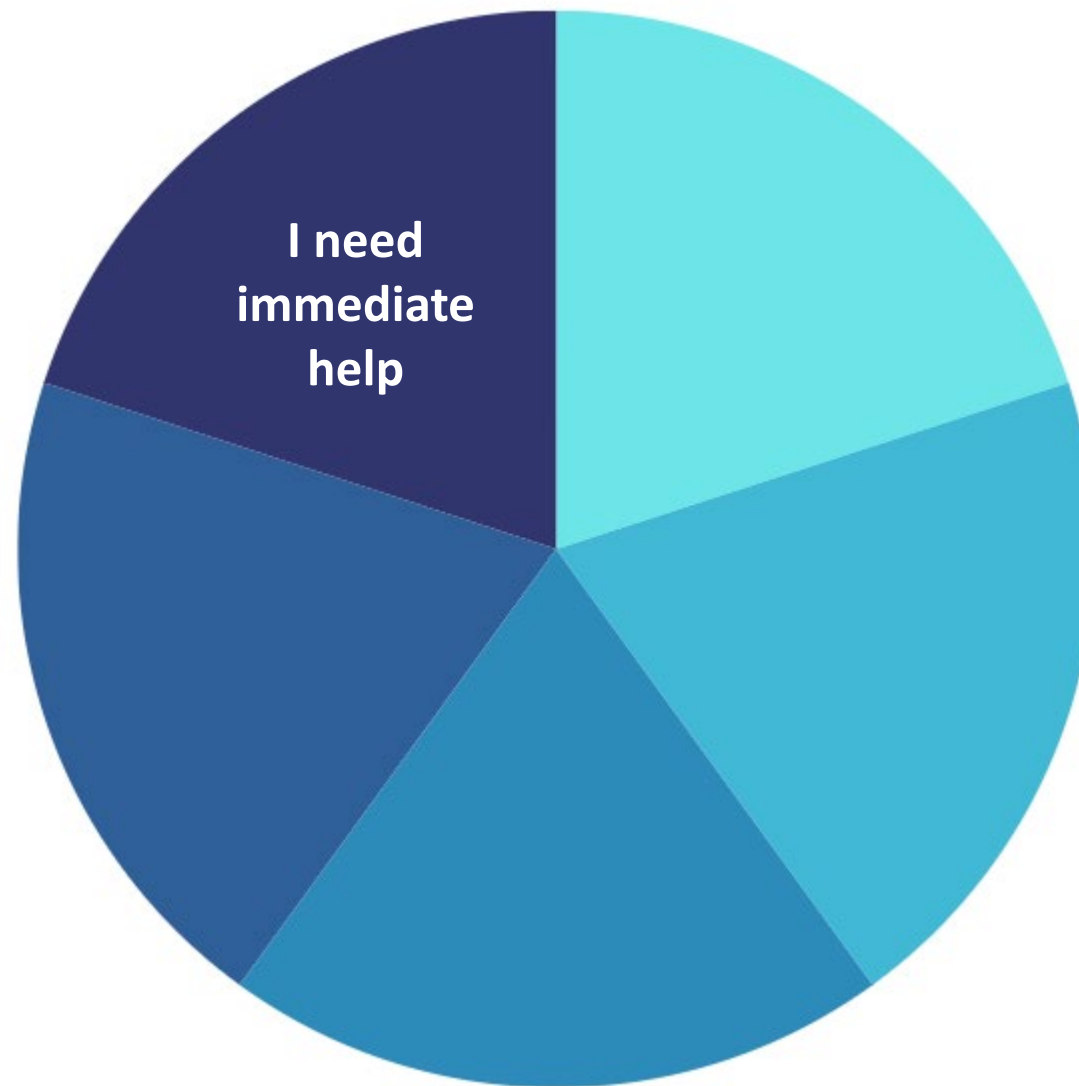


## Housing Needs

Finding housing  
Rental Assistance  
Mortgage assistance  
Emergency repairs  
Eviction response/Legal services

## Other Needs

Utilities  
Transportation  
Food  
Employment





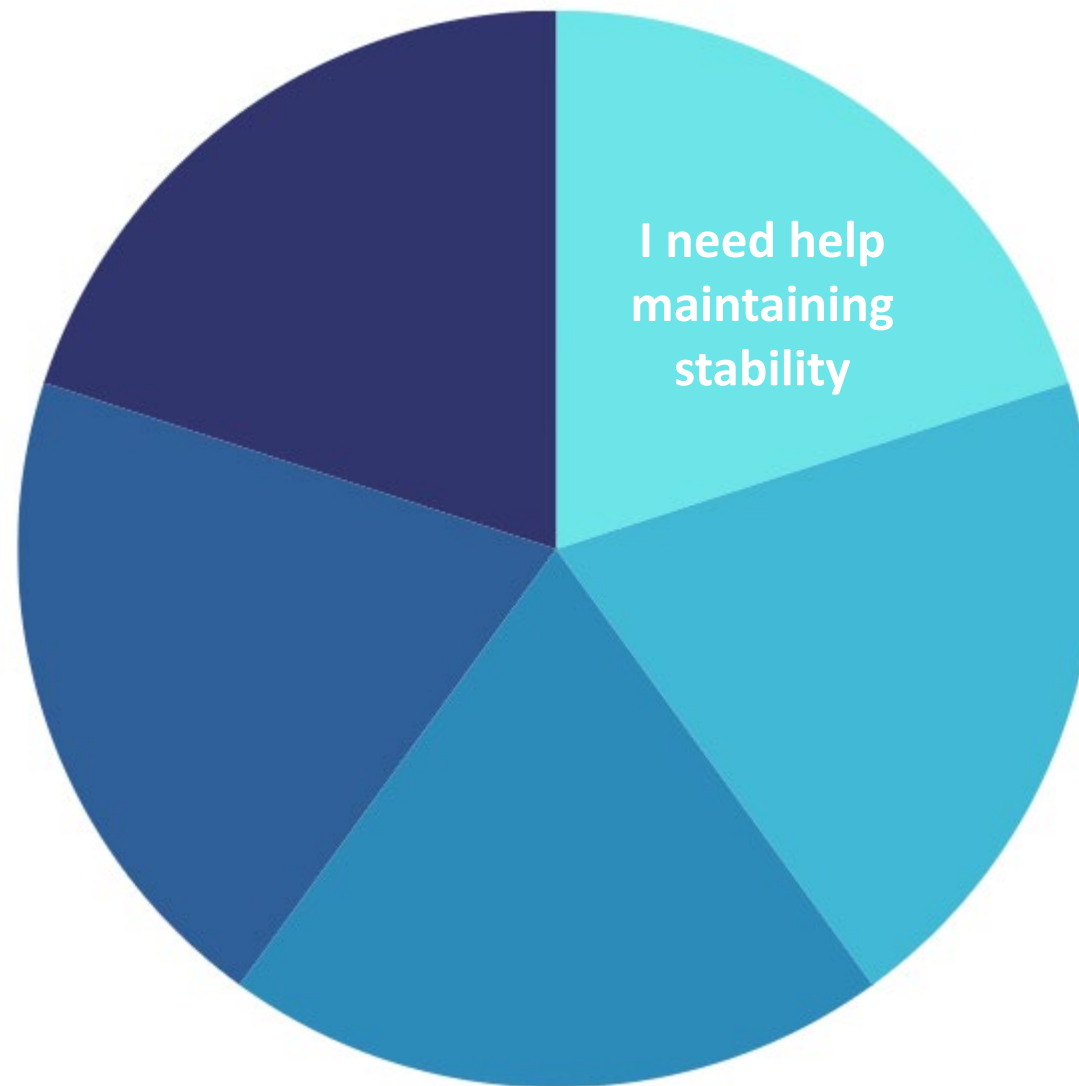


## Housing Needs

Home Repair  
Rental property maintenance and upkeep  
Preservation of affordable units

## Other Needs

Childcare  
Steady income



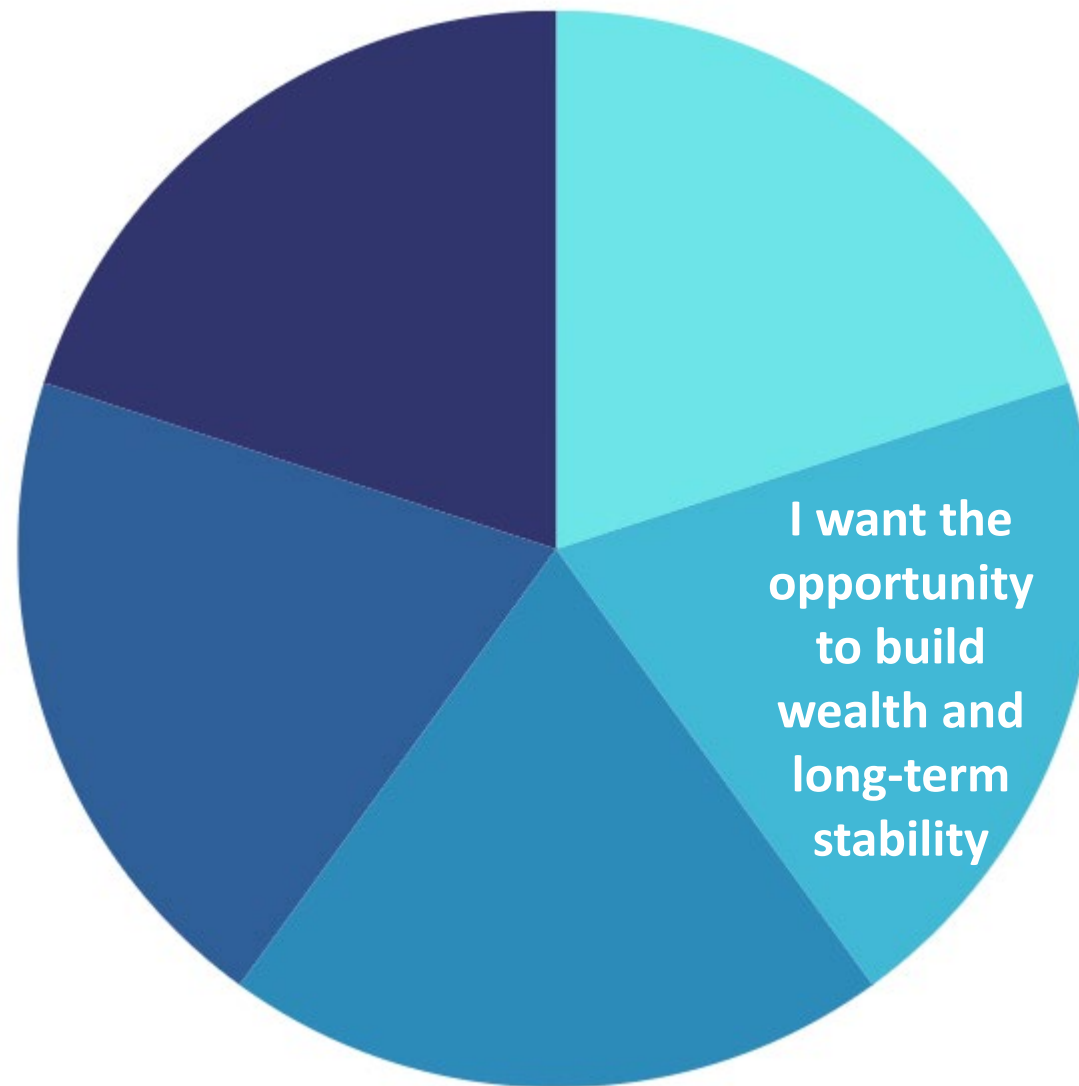


## Housing Needs

Affordable home ownership opportunities  
Down payment assistance

## Other Needs

Training and education  
Access to higher-paying jobs



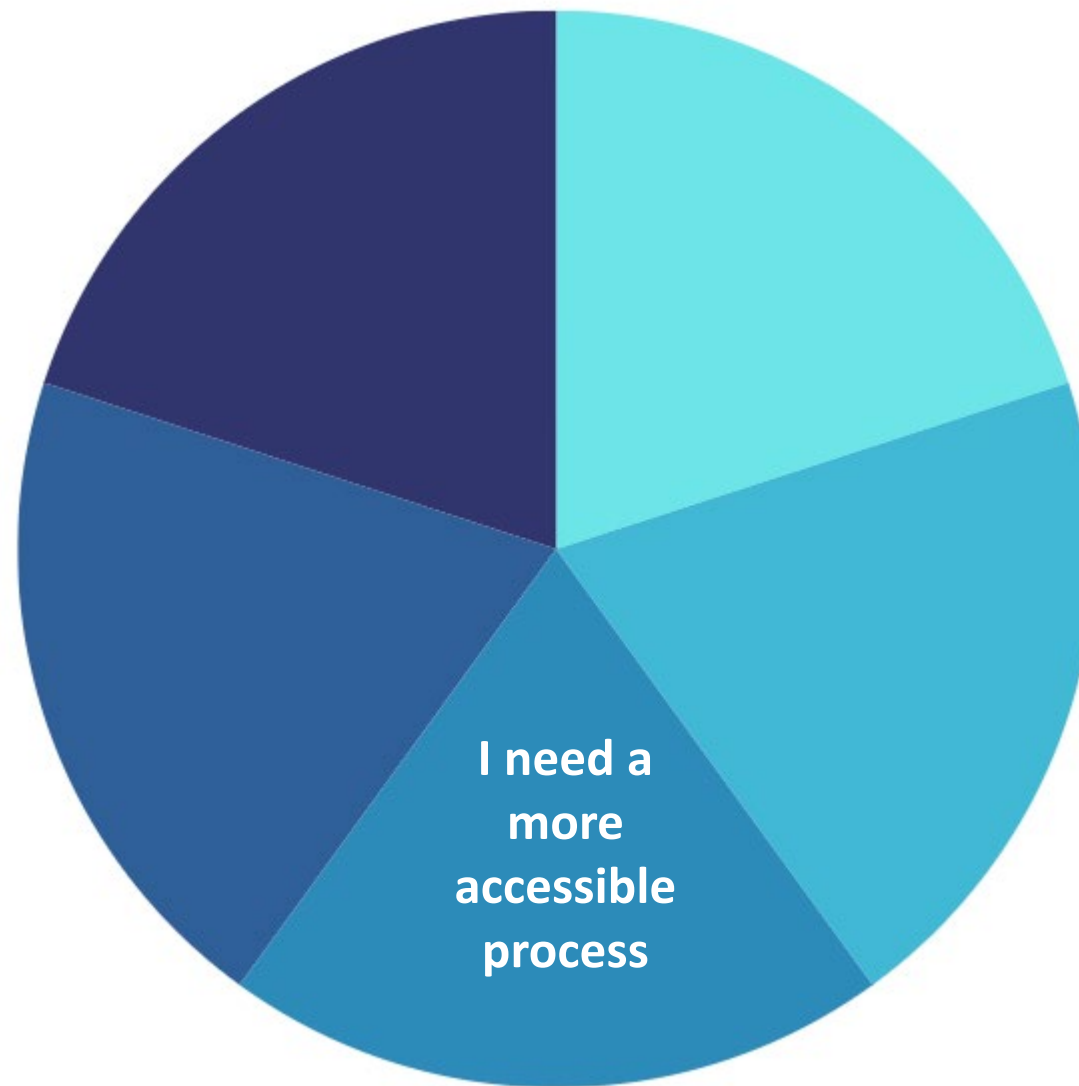


## Housing Needs

Where do I go for help?  
What services are available to me?  
Who can I talk to?

## Other Needs

Universal/cross-departmental information  
and application process





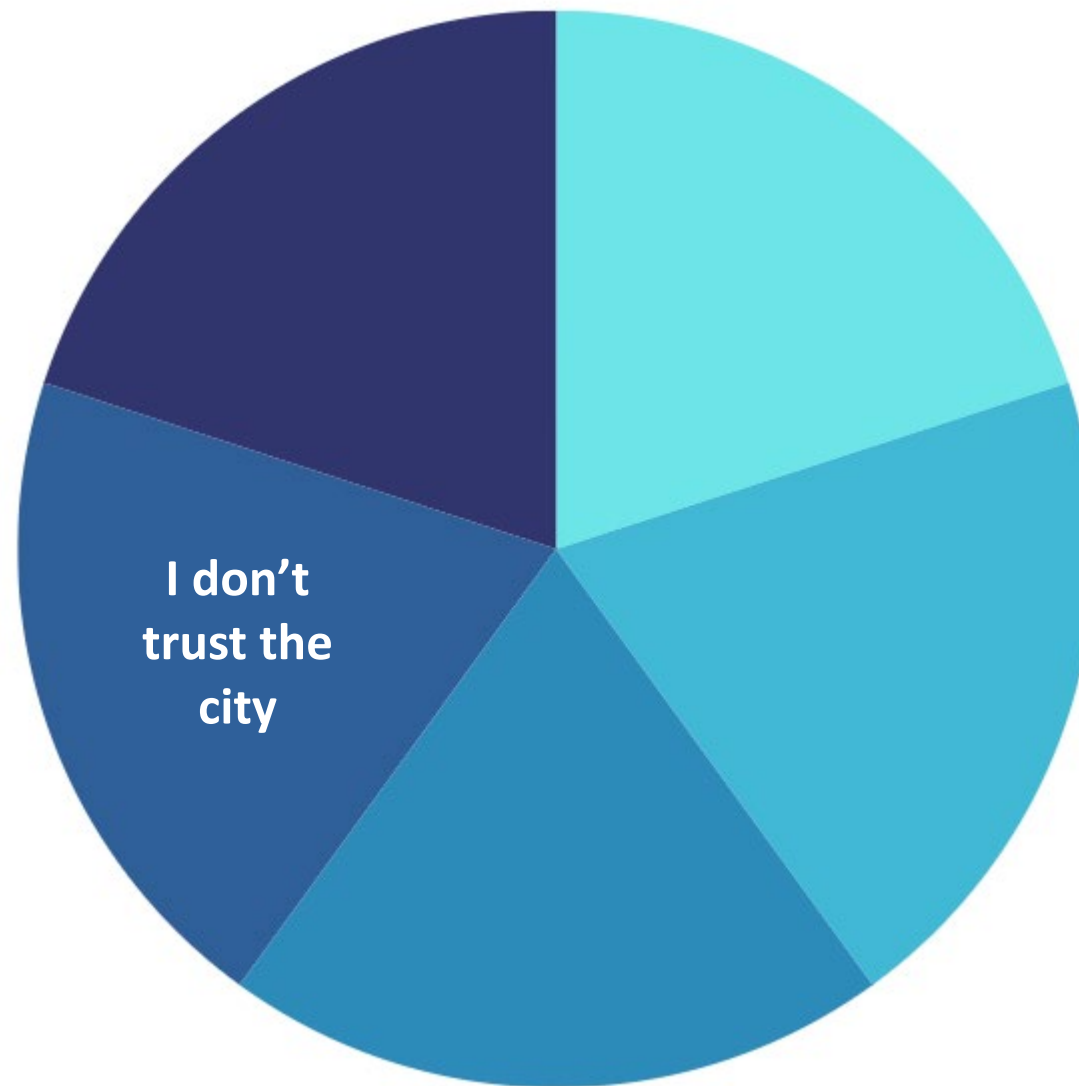


## Housing Needs

Transparency in how decisions are made  
about housing programs

## Other Needs

Collaboration across departments





# SPEAKUP *Austin!*

[www.SpeakUpAustin.org/MyCommunityNeeds](http://www.SpeakUpAustin.org/MyCommunityNeeds)

☐ **Share your input:**

- **Online Survey:** Priorities and comments can be submitted at [www.SpeakUpAustin.org/mycommunityneeds](http://www.SpeakUpAustin.org/mycommunityneeds)
- **Paper Survey:** Visit your local library to pick up a paper copy of the survey.
- **Text:** To receive the survey questions on your mobile device, text MyCommunity to 73224
- **Phone:** 512-974-3155
- **Email:** [housing@austintexas.gov](mailto:housing@austintexas.gov)
- **Mail:** 1000 E 11th St, Suite 200, Austin, Texas 78702

☐ **Attend a public hearing:**

- 10:00 AM Thursday, March 7, 2024: Austin City Council
- 6:30 PM Tuesday, March 12, 2024: Community Development Commission

☐ **Spread the word:** Share information with the community members you serve using our amplification kit.

☐ **Host a conversation** or request a meeting by emailing [Julie.Smith@austintexas.gov](mailto:Julie.Smith@austintexas.gov)

# Community Needs Assessment Period

**February 5 – March 15**

- Online and print surveys
- 40+ conversations with community groups & organizations

## Public Comment Period

Tuesday May 7	First Day of Public Comment Period (Draft Consolidated Plan Published)
Tuesday May 14	Community Development Commission - Public Hearing
Thursday May 30	City Council – Public Hearing
Wednesday June 5	Last Day of Public Comment Period







HOUSING  
DEPARTMENT

Questions?  
Requests for Follow Up?

Christian Duran

Research Analyst Senior

City of Austin Housing Department

[christian.duran@austintexas.gov](mailto:christian.duran@austintexas.gov)

[Amended Fiscal Years](#)

[2019-2024 Consolidated](#)

[Plan Annual Action](#)

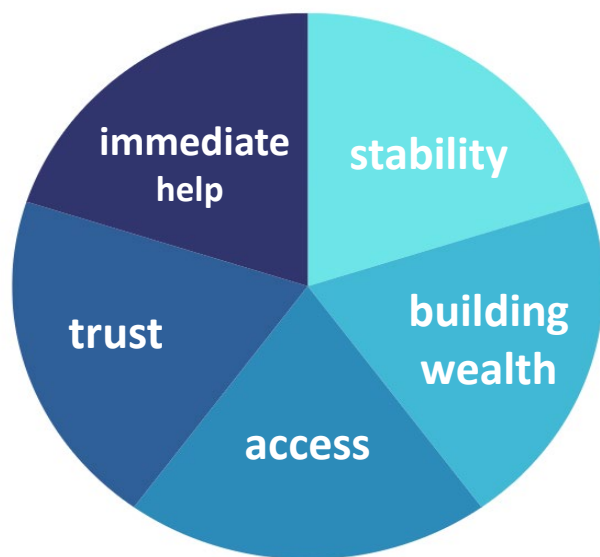
[Plan.pdf \(austintexas.gov\)](#)





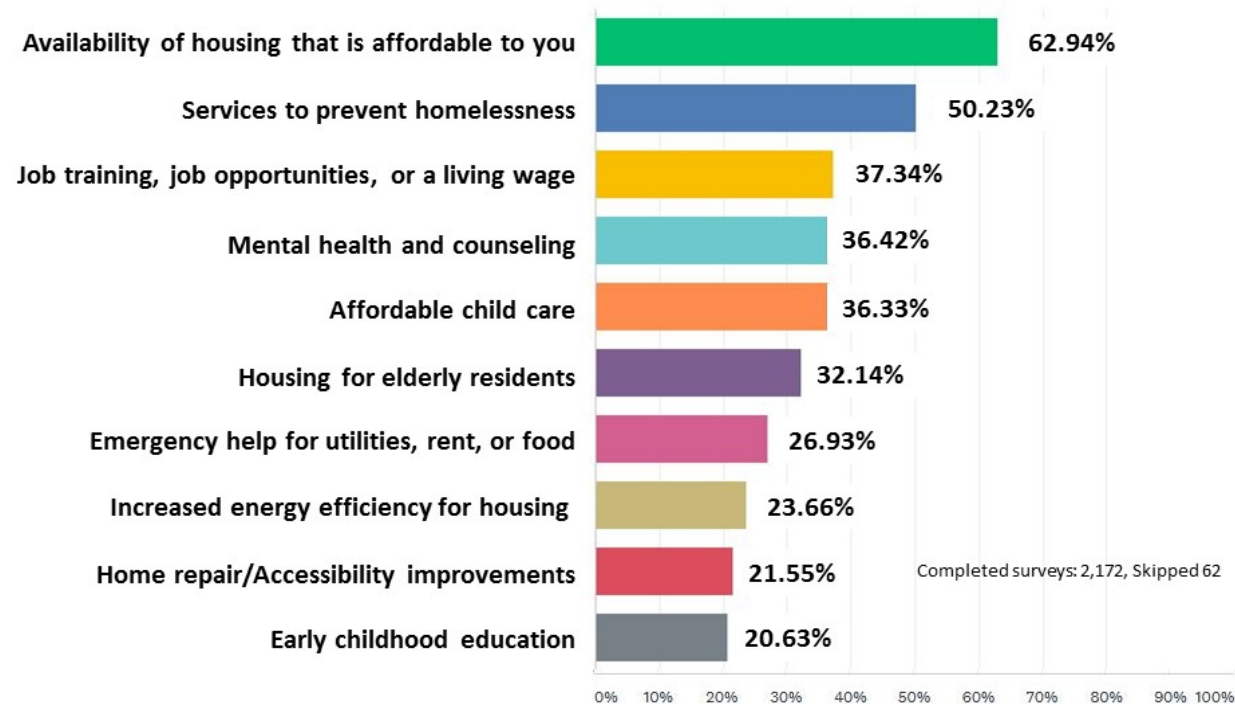
# Discussion

- What is most important now?
- What is missing?



## What do you think are the greatest needs in your neighborhood or community?

*All survey respondents | February 16, 2019 – March 30, 2019*





# Appendix



# Community Meetings

Feb 5 – March 15

<b>Monday February 5</b>	<b>Start of Community Needs Assessment – Public Input/Speak Up page launches, press releases sent out</b>
Tuesday January 23	Hispanic Latino Quality of Life Commission
Monday February 5	ECHO Leadership Council
Tuesday February 6	African American Resource Advisory Commission
Thursday February 8	Integral Care
Friday February 9	LifeWorks
Monday February 12	LGBTQIA+ Quality of Life Commission
Tuesday February 13	Austin Home Repair Coalition
<b>Tuesday February 13</b>	<b>Community Development Commission – Conduct a Public Hearing for Community Needs</b>
Wednesday February 14	Early Childhood Council
Wednesday February 14	Commission on Aging
Wednesday February 21	Catholic Charities of Central Texas
Wednesday February 21	Commission on Veteran Affairs
Wednesday February 21	AISD Project HELP
Thursday, February 22	Google Fiber (Broadband Provider)
Monday February 26	HIV Planning Council
Wednesday February 28	Housing Authority of the City of Austin (HACA)
Monday March 4	SAFE Alliance
<b>Thursday March 7</b>	<b>City Council – Conduct a Public Hearing for Community Needs</b>
Thursday March 7	Central Health
Thursday March 7	City of Austin Staff: Displacement Prevention
Friday March 8	Mayor's Committee for People with Disabilities
Tuesday March 12	Caritas
<b>Tuesday March 12</b>	<b>Community Development Commission – Conduct a Public Hearing for Community Needs</b>
Wednesday March 13	Community Technology & Telecommunications Commission (CTTC)
<b>Friday March 15</b>	<b>End of Community Needs Assessment</b>

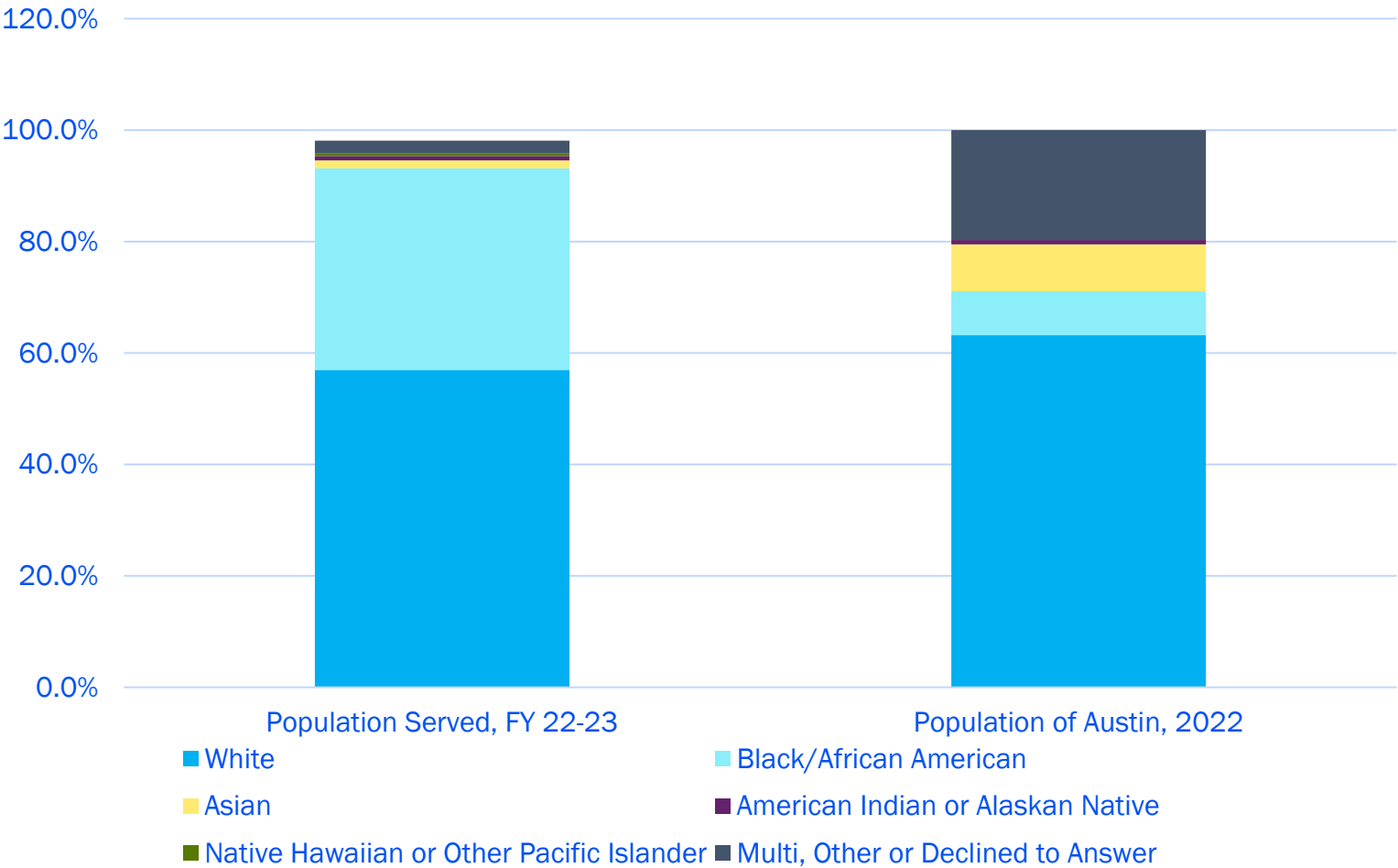


# Populations Served





# Population of Austin vs. Population Served by Race\*



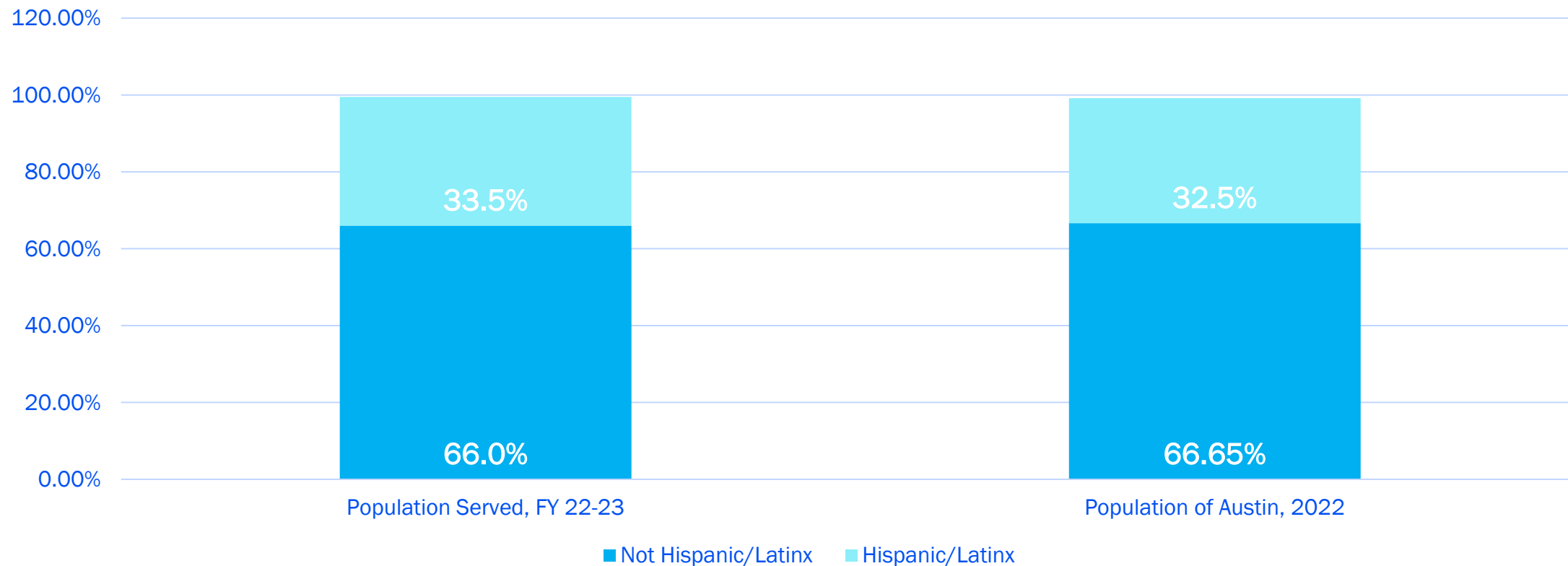
	Population Served, FY 22-23	Population of Austin, 2022
White Alone	57.0%	63.2%
Black/African American Alone	36.2%	7.9%
Asian Alone	1.4%	8.4%
American Indian or Alaskan Native Alone	0.8%	0.8%
Native Hawaiian or Other Pacific Islander Alone	0.4%	0.001%
Multi, Other or Declined to State	2.3%	19.7%

\*Excludes CARES Act-funded services

Source: U.S. Census Bureau 2022  
ACS 5-Year Estimates; City of  
Austin FY 22-23 CAPER



# Population of Austin vs. Population Served by Ethnicity\*



\*Excludes CARES Act-funded services



# Austin Public Health Programming Update

---

AKESHIA JOHNSON SMOTHERS

SOCIAL SERVICE AGREEMENTS ADMINISTRATION MANAGER,

AUSTIN PUBLIC HEALTH



# Emergency Solutions Grant

---

# ESG Program Budget and Spending

- FY 22/23 program budget\* was \$669,074.00 and has a current balance of \$3,572.81.

Category	Combined/Amended	YTD	Balance
Shelter	\$313,922.00	\$313,922.00	\$0
Rapid Rehousing	\$290,587.00	\$290,587.00	\$0
HMIS	\$27,184.00	\$23,611.19	\$3,572.81
Admin	\$36,381.00	\$36,381.00	\$0.00
Total:	\$668,074.00	\$613,126.47	\$3,572.81

\*The ESG grant is a 2-year grant, so FY22-23 funds can be spent through 9/30/2024



# ESG Program Budget and Spending

- FY 23/24 program budget\* is \$658,196.00 and has a no current expenditures.

Category	Combined/Amended	YTD	Balance
Shelter	\$313,922.00	\$0.00	\$313,922.00
Rapid Rehousing	\$291,274.00	\$45,794.95	\$245,479.05
HMIS	\$22,000.00	\$0.00	\$22,000.00
Admin	\$31,000.00	\$0.00	\$31,000.00
Total:	\$658,196.00	\$45,794.95	\$612,401.05

\*The ESG grant is a 2-year grant, so FY23-24 funds can be spent through 9/30/2025

# ESG-CV Program Budget and Spending

---

- FY 20/23 program budget was \$12,723,136.59 and has been fully expended

Category	Budget	YTD	Balance
Shelter	\$6,811,670.93	\$6,811,670.93	\$0.00
Rapid Rehousing	\$4,986,772.37	\$4,986,772.37	\$0.00
HMIS	\$30,651.73	\$30,651.73	\$0.00
Admin	\$894,041.56	\$894,041.56	\$0.00
Total:	\$12,723,136.59	\$11,965,419.72	\$0.00



# Housing Opportunities for Persons with AIDS (HOPWA) FY22-23

---

# HOPWA

---

## WHAT IS HOPWA?

- The Housing Opportunities for Persons With AIDS (HOPWA) Program is the only Federal program dedicated to the housing needs of people living with HIV/AIDS.
- Under the HOPWA Program, HUD makes grants to local communities, States, and nonprofit organizations for projects that benefit low-income persons living with HIV/AIDS and their families.
- Transitional Grant Area (TGA) – Bastrop, Caldwell, Hays, Travis and Williamson counties

## HOPWA SERVICES IN AUSTIN TGA AREA IN FY22-23

- Short Term Supportive Housing - Hotel/Motel Assistance
- Housing Case Management
- Permanent Housing Placement
- Short Term Rental, Mortgage, & Utilities
- Tenant Based Rental Assistance
- Facility Based Housing

# Services in the Austin TGA Area in FY22-23

---

## **Tenant Based Rental Assistance (TBRA)**

- TBRA provides rent, mortgage, utility assistance, and assistance with shared housing arrangements to meet the urgent needs of eligible persons with HIV/AIDS and their families. The goal is to prevent homelessness and to support independent living of persons living with HIV/AIDS who access the program through HIV case management.

## **Facility Based Housing - Operations(FBH)**

- Facility Base Transitional Housing provides eligible households with housing and supportive services to maintain stability and receive appropriate levels of care.

## **Short Term Rental, Mortgage, & Utilities (STRMU)**

- STRMU provides short-term housing assistance to prevent homelessness of the renters or homeowners. It helps maintain a stable living environment for households who experience financial crisis and possible loss of their housing arrangement.

# Services in the Austin TGA Area in FY22-23

---

## **Short Term Supportive Housing- Hotel/Motel Assistance (STSH)**

- Hotel/Motel Assistance provides assistance with keeping vulnerable clients experiencing homelessness out of the street and help transition them to permanent housing.

## **Housing Case Management (HCM) / Supportive Services**

- Housing Case Management assists eligible individuals in securing stabilize housing, long-term, permanent, and stable housing. Clients receive case management for clients and their families in long term need for stable secure permanent housing.

## **Permanent Housing Placement (PHP)**

- PHP helps prevent homelessness by supporting independent living of persons with HIV/AIDS. Persons can access the program through HIV case management. PHP assists eligible clients by helping to establish a new residence where on-going occupancy is expected to continue. Assistance is provided to eligible clients and their families with payment of first month's rent to secure permanent housing and will complement other forms of HOPWA housing assistance.



# FY22-23 Goals & Outcomes

## H/M Assistance

Goal: 38

Actual: 88

Budget: \$70,000  
Expended: \$70,000

## Housing Case Management

Goal: 125

Actual: 34

Budget: \$624,964  
Expended: \$327,117

## Permanent Housing Placement

Goal: 44

Actual: 22

Budget: \$46,296  
Expended: \$17,428

\*This is a 3-year grant, and ALL UNEXPENDED funds carry forth into grant year 2 – FY24.

## TBRA

Goal: 75

Actual: 34

Budget: \$380,330  
Expended: \$374,958

## Facility Based Housing

Goal: 44

Actual: 40

Budget: \$645,650  
Expended: \$349,550

## STRMU

Goal: 132

Actual: 141

Budget: \$372,010  
Expended: \$291,425

# FFY24

(allocated/some contracts are under negotiation)

Grantee Admin	\$ 80,108.00	
AIDS Services Austin	\$ 1,018,881.00	Housing Case Mgmt, Permanent Housing Placement, STRMU, TBRA, Supportive Serv
ASHwell	\$ 59,578.00	STRMU
Project Transitions	\$ 1,358,508.00	FHB, Supportive Services
Austin/Travis County MHMR	\$ 153,203.00	PHP, STRMU, STSH
Total:	\$ 2,670,278.00	



# Community Development Block Grant Public Services

---

# CDBG Special Needs Assistance : Child Care

## FY 22-23 Highlights

- 126 children served across all 3 programs

---

- **Child, Inc. – Early Head Start** – Provides affordable quality early childhood education to children up to three years of age.
  - Services were expanded through one additional classrooms at Overton Elementary School.
  - Hired a curriculum specialist to ensure instructional consistency between classrooms.
- **AISD – Teen Parent Child Care** – Provides affordable quality early childhood education to children up to five years of age so parents can attend middle or high school.
  - 83% of parenting students were academically successful.
  - Homebound Services Program added additional teachers to serve students with 6 weeks of at home instruction after child birth.
- **YWCA - Bridge Child Care Voucher** – Provides affordable accessible child care to children up to age 12.
  - Applicants were able to achieve long-term sustainable child care solutions where often few to no other options were available.

# CDBG Special Needs Assistance : Mental Health Services

## Integral Care - CDBG Youth Services:

---

- Program is designed to enhance the quality of life for youth ages 0-21 by offering intensive wrap-around services and increasing their participation in educational and cultural activities. Services include:
  - Assessments –psychological, psychiatric, speech/audiology, occupational, physical, functional/behavioral, and more
  - Treatments linked to assessments above; medication management, nursing, substance abuse counseling, psychosocial skills training
  - Self-sufficiency supports
  - Enrichment services – camp, after school program, skill development, tutoring, vocational training, life skills programs
  - Parental support and education
- Youth reside in Austin Full Purpose Jurisdiction, with income (or their families' income) at or below 200% FPL

# CDBG Special Needs Assistance : Mental Health Services (continued)

## FY 22-23 Highlights

---

- 154 clients served
- Families in Care Coordination are truly receiving a rich variety of traditional and non-traditional support services, such as EMDR and trauma-informed therapy, crisis prevention and intervention, access to recreational and enriching activities for youth and their families, assistance with the legalization process, and many connections between families and accessible community resources and support.



# CDBG Special Needs Assistance : Senior Services



## Family Eldercare - CDBG Financial & Housing Stability:

- 191 clients served in FY22-23
- Serves people 55 years of age or older who have low income and live within Austin Full Purpose Jurisdiction
- Provides financial and housing-focused services that promote aging in place and prevent abuse, neglect, and exploitation of seniors.
  - case management
  - bill payer services
  - general public benefits enrollment assistance or specialized assistance for SSI/SSDI income
  - housing stabilization services including rapid re-housing, homelessness prevention, and housing retention.

# CDBG-CV Special Needs Assistance : Childcare for Essential Workers

## Service Provider – Workforce Solutions

---

Program pays for emergency childcare for essential workers with low to moderate income and provides information to families on licensed childcare providers.

Services include weekday, overnight and weekend childcare for children ages 0-13, or older children with special needs.

## FY 22-23 Highlights

- 281 clients served
- The CDBG-CV maximum income limit of 80% MFI is higher than the limits set by Texas Workforce Commission's Childcare and Development Fund (CCDF), which enabled the CDBG-CV program to serve 59 returning clients and 12 new clients within Austin Full Purpose Jurisdiction who may not have otherwise qualified for childcare assistance.
- 163 clients were rolled over to a more financially stable Childcare Development Fund scholarship program ensuring the essential worker's vital work within the community could continue.

# CDBG Special Needs Assistance : Senior Services (continued)

## FY 22-23 Highlights

---

- 288 clients served
- Family Eldercare core financial and housing stability program nearly doubled the number of clients enrolled from the previous contract year, increasing the benefits enrollment and case management services to low-income older adults in the Austin area.
- Housing instability among local older adults and persons with disabilities has exponentially increased, and Family Eldercare's staff have been working strategically to accommodate the increased need through allocating more staff with specialized training.

## CDBG & CDBG-CV Public Services Program Budget and Spending

---

- FY22-23 CDBG budget was \$824,398 with \$201,497 remaining in childcare. Unspent funds in childcare were due to low staffing at agencies and one underperforming agency who is not continuing in FY23-24. FY23-24 funds will be spent between AISD and Child Inc.
- FY22-23 CDBG-CV budget was underspent due to a delay in contract implementation and low staffing. Despite the delay, contract met all performance goals and is expected to expend all ongoing funds in future budgets.

Category	FY22-23 Amount	FY22-23 Expended	FY22-23 Balance	FY23-24 Budget
Childcare	\$499,167	\$297,670	\$201,497	\$485,236
Senior Services	\$129,052	\$129,052	\$0	\$129,052
Mental Health	\$196,179	\$196,179	\$0	\$196,179
Childcare - CV	\$1,750,109	\$1,703,179	\$46,930	\$46,930



# Program Performance



# Five-Year Goals & Outcomes (4 Years In)

## Homelessness Assistance

Program	FY 19-24 Households Served	% Annual 5-Year Goal Met	Funds Expended
Tenant-Based Rental Assistance (TBRA)	354	55%	\$3,359,361
Rapid Rehousing	293	50%	\$1,160,918
Homeless Person Overnight Shelter	1387	27%	\$1,209,692

## Renters Assistance

Program	FY 19-24 Households Served	% Annual 5-Year Goal Met	Funds Expended
Tenants' Rights Assistance	1,266	47%	\$1,080,444
Architectural Barrier Removal - Renter	4	11%	\$59,538

## Homebuyer Assistance

Program	FY 19-24 Households Served	% Annual 5-Year Goal Met	Funds Expended
Down Payment Assistance	116	93%	\$4,359,688

## Housing Development Assistance

Program	FY 19-24 Households Served	% Annual 5-Year Goal Met	Funds Expended
Rental Housing Development Assistance (RHDA)	124	157%	\$9,581,180
Ownership Housing Development Assistance (OHDA)	12	29%	\$617,477



## Five-Year Goals & Outcomes (4 Years In)

### Special Needs Assistance

Program	FY 19-24 Households Served	% Annual 5-Year Goal Met	Funds Expended
CDBG Public Services (Childcare, Senior Services, Mental Health Services)	1,926	76%	\$2,748,392
Housing for Persons with HIV/AIDS (HOPWA) Services	1,245	78%	\$7,239,215

### Other Community Development Assistance

Program	FY 19-24 Household/ Businesses Served	% Annual 5-Year Goal Met	Funds Expended
Family Business Loan Program	54	28%	\$1,355,974
Community Housing Development Organization (CHDO) Expenses	6	33%	\$345,434





## One-Year Goals & Outcomes

### CARES Act Programming: CDBG-CV

Program	FY 22-23 Households Served	Total Households Served by Program Since Start	% Goal Served for Program Since Start
Childcare Services (on going)	281	508	172%

### CARES Act Programming: ESG-CV

Program	FY 22-23 Households Served	Total Households Served by Program Since Start	% Goal Served for Program Since Start
Rapid Rehousing (completed in FY 22-23)	719	1056	95%
Temporary Emergency Shelter (completed in FY 22-23)	172	554	109%

### CARES Act Programming: HOPWA-CV

Program	FY 22-23 Households Served	Total Households Served by Program Since Start	% Goal Served for Program Since Start
HOPWA-CV Programs	3	86	68%