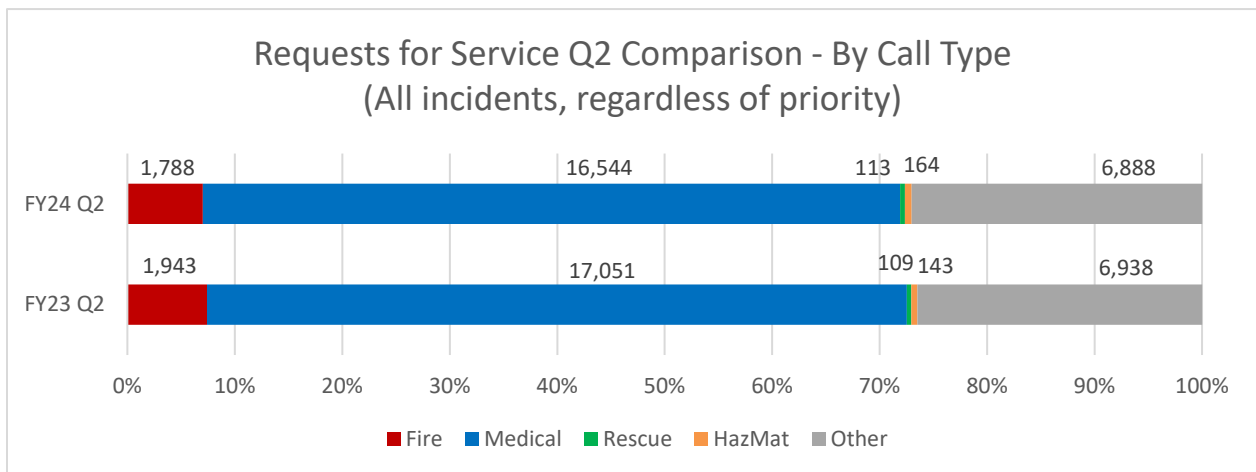
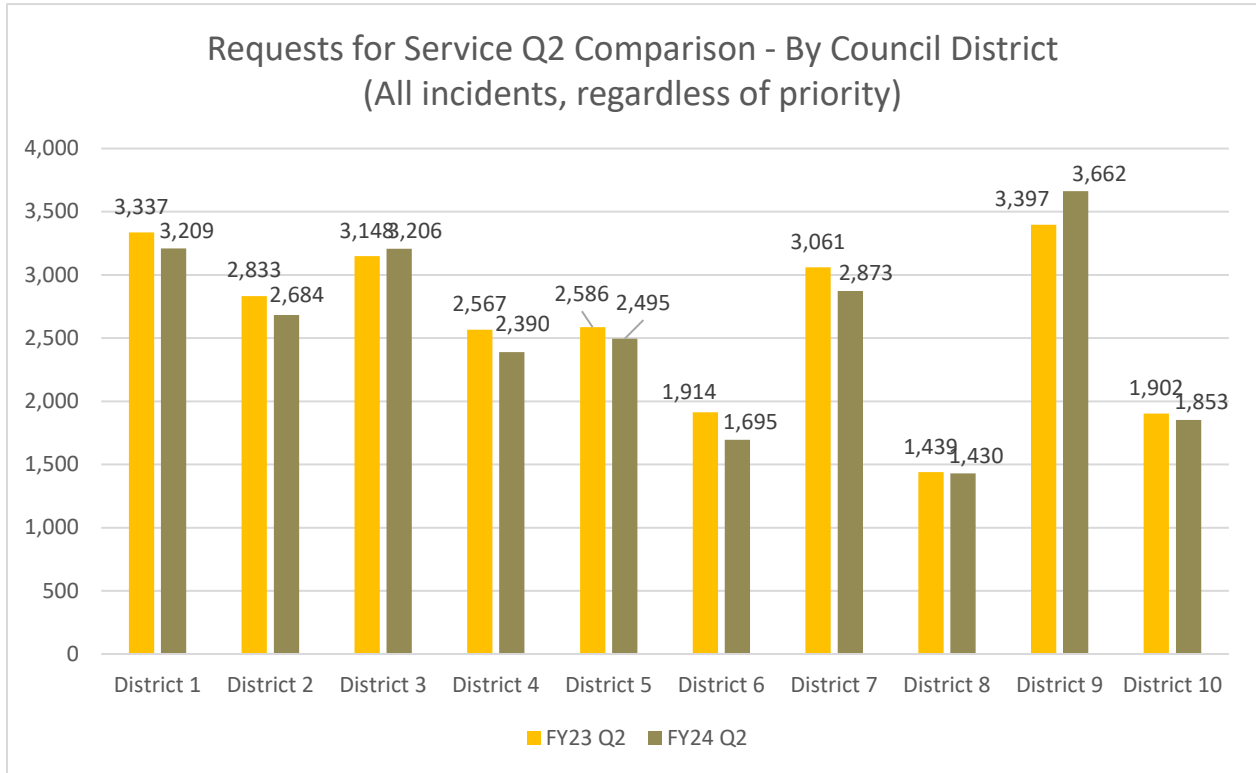
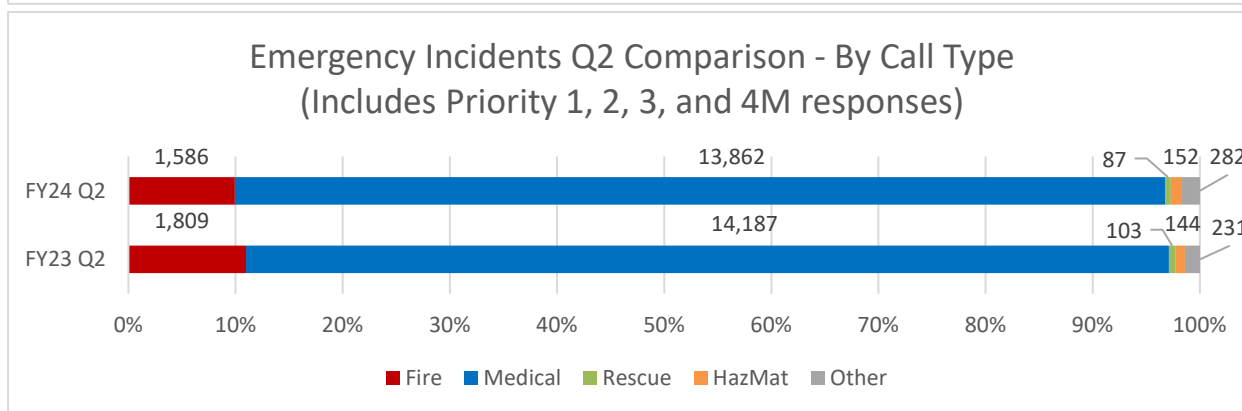
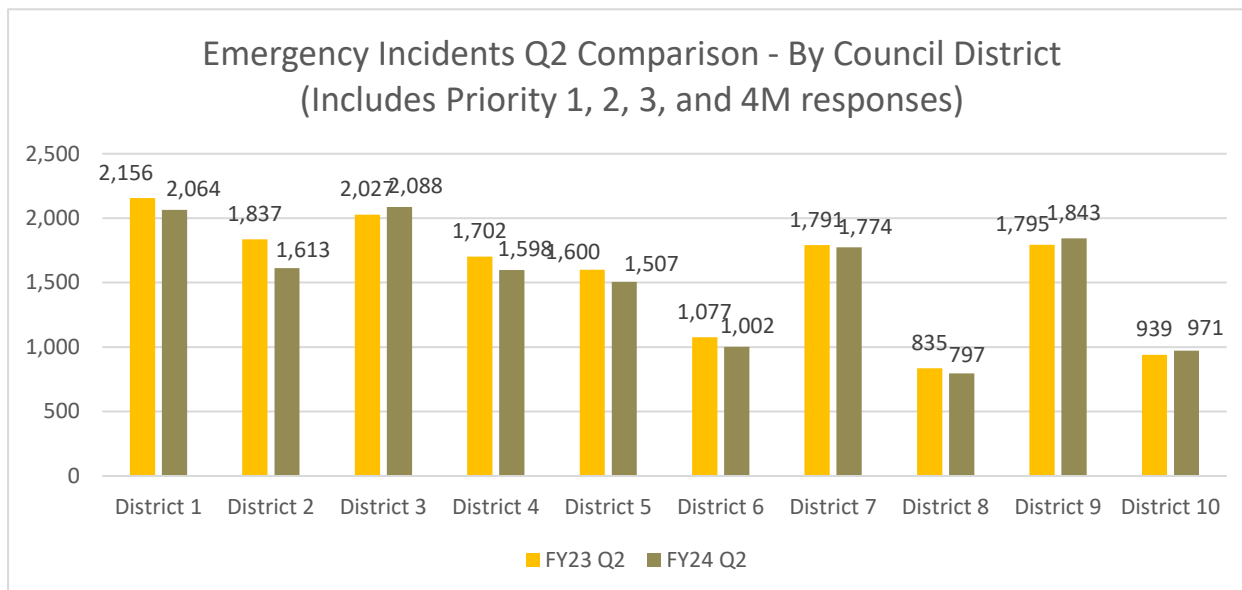




Public Safety Commission
Austin Fire Department Quarterly Report
FY24 Q2 Data

Fire Operations





	FY23 Q3		FY23 Q4		FY24 Q1		FY24 Q2	
	Response Time	Incidents	Response Time	Incidents	Response Time	Incidents	Response Time	Incidents
District 1	10:22	2,136	10:23	2,311	10:31	2,361	10:36	2,064
District 2	10:58	1,742	11:03	1,796	11:10	2,046	11:16	1,613
District 3	10:39	1,968	10:26	2,138	10:08	2,187	10:54	2,088
District 4	10:00	1,667	10:33	1,736	10:16	1,751	10:35	1,598
District 5	09:51	1,550	09:56	1,547	9:48	1,571	10:17	1,507
District 6	11:16	971	01:14	1,034	11:03	1,098	11:07	1,002
District 7	10:17	1,638	10:10	1,745	10:12	1,846	10:24	1,774
District 8	10:48	750	11:11	805	10:52	803	11:07	797
District 9	08:46	1,891	08:52	2,083	8:52	1,888	09:16	1,843
District 10	10:43	898	10:39	1,009	10:30	1,048	10:20	971

**Emergency incidents are Priorities 1, 2, 3, and 4M responses. Response times include emergency incidents only and are measured at the 90th percentile from the time of call receipt by AFD/ATCEMS Call Taker to the time that the first frontline unit arrives on-scene.*



Overdose Response

In December 2021, all AFD personnel received hands on training for Naloxone administration and each unit received a stock of the medication.

	FY24 Q1	FY24 Q2
Total calls where Narcan was given	178	138
Number of times AFD administered or assisted	92	71
Patient improvement cases	108	95

Investigations

**National clearance rate is 22%.*

Historic (past quarter) data may increase over time due to investigative work. Updated data is provided.

	FY24 Q1	FY24 Q2
Arson fires identified	50	57
Percent of arson fires cleared	38%	46%
Arson fires cleared by arrest	13	18
Arson fires cleared by citation	6	8

Office of the Fire Marshal

The Compliance Engine (TCE) tracks compliance and non-compliance for all fire protection systems in commercial properties across the City of Austin. This allows AFD to track annual fire systems reports, deficiencies and repair reports and receive immediate notification of system impairments.

	FY24 Q1	FY24 Q2
Percentage of City of Austin fire system tracking for compliance and non-compliance	84%	86%

Community Outreach

Adjustments to prior quarters reflect event paperwork received after the quarter ended.

AFD's Free Smoke Alarm Program offers smoke alarms to homeowners that live in the City of Austin Fire Department's Jurisdiction and are in need of working smoke alarms. To participate, call: (512) 974-0299

	FY24 Q1	FY24 Q2
Number of smoke alarms installed	115	488

Community Outreach and firefighters provide vial "hands-on" fire extinguisher training and home safety awareness demonstrations.

	FY24 Q1	FY24 Q2
Fire safety training conducted	205	170

Red Angels, with Austin Community College's nursing program, provides "in-home" health wellness checks (blood pressure, glucose, temperature, heart rate) and conducts home hazard assessments.

	FY24 Q1	FY24 Q2
Red Angels Visits	0	65