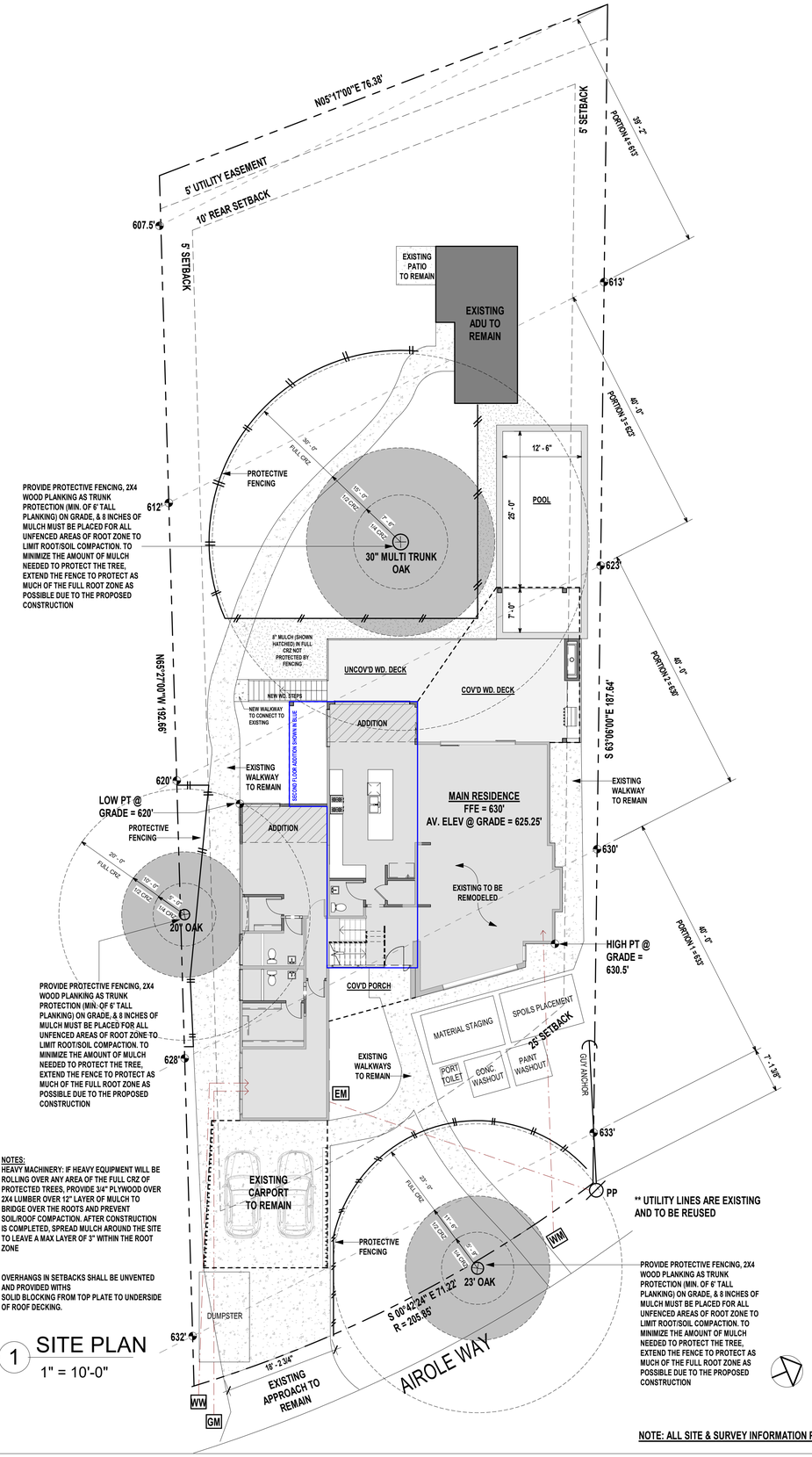

1 SITE PLAN
1" = 10'-0"

NOTES:
HEAVY MACHINERY: IF HEAVY EQUIPMENT WILL BE ROLLING OVER ANY AREA OF THE FULL CRZ OF PROTECTED TREES, PROVIDE 3/4" PLYWOOD OVER 2X4 LUMBER OVER 12" LAYER OF MULCH TO BRIDGE OVER THE ROOTS AND PREVENT SOIL/ROOF COMPACTION. AFTER CONSTRUCTION IS COMPLETED, SPREAD MULCH AROUND THE SITE TO LEAVE A MAX LAYER OF 3" WITHIN THE ROOT ZONE

OVERHANGS IN SETBACKS SHALL BE UNVENTED AND PROVIDED WITHS
SOLID BLOCKING FROM TOP PLATE TO UNDERSIDE OF ROOF DECKING.

NOTE: ALL SITE & SURVEY INFORMATION PROVIDED BY OTHERS

ELEMENT 5
ARCHITECTURE

RESIDENTIAL & HOSPITALITY
ARCHITECTURE & PLANNING

1212 Chicon Street
Ste. 101
Austin, TX 78702
(512) 473. 8228 Voice

www.element5architecture.com

REGISTERED ARCHITECT
ANDREW H. RAMSEY
STATE OF TEXAS
2889

AIROLE RESIDENCE

1814 Airole Way
Austin, TX 78704

AREA CALCULATION

FIRST + HALF LEVEL	2127 SF
NEW LEVEL	711 SF
BASEMENT	833 SF
EXISTING ADU	286 SF
	3957 SF
EXISTING CONCRETE	1525 SF
EXISTING CARPORT	457 SF
COV'D WD DECK	389 SF
POOL COPING	73 SF
WD. STEPS	44 SF
NEW WALKWAY	7 SF
UNCOV'D WD. DECK	179 SF
COV'D PORCH	87 SF
COV'D POOL	131 SF
	2892 SF
	6850 SF

SITE PLAN

A1.0

© COPYRIGHT 2023, E5A.
ALL RIGHTS RESERVED

4/10/2024 1:56:12 PM \\MacHome\Documents\E5A\Airole\REVIT\AIROLE.rvt

EXISTING

PROPOSED

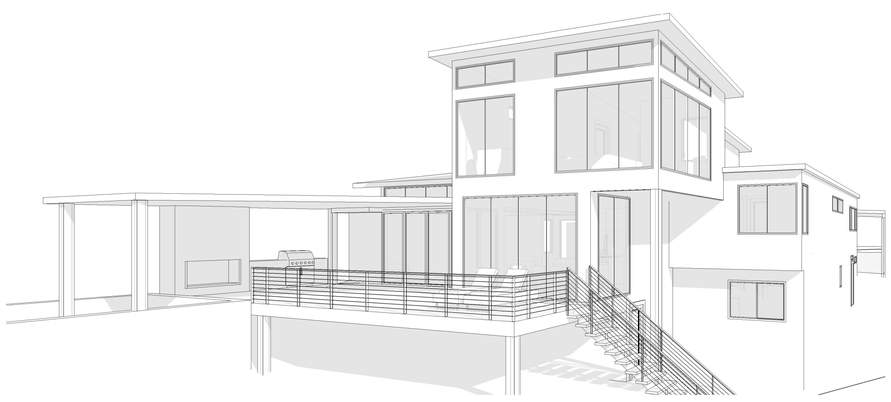

REAR

DEMO KEY

- WALLS TO BE DEMOED
- EXISTING WALLS TO REMAIN
- WINDOW TO BE REMOVED
- DOOR TO BE REMOVED

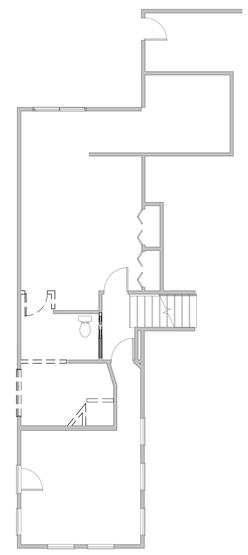

1 DEMO BASEMENT

1/8" = 1'-0"

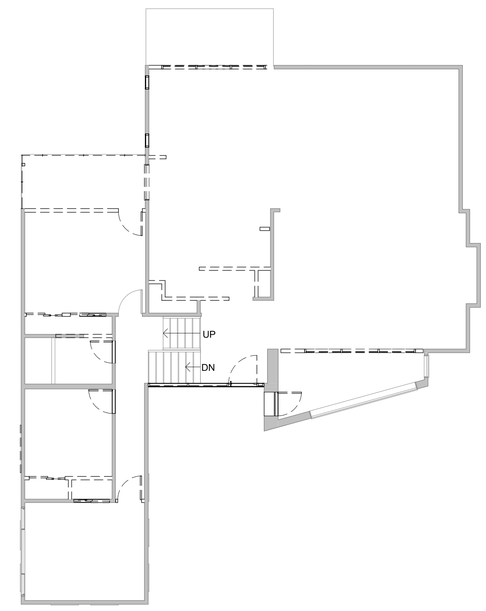

2 DEMO FIRST FLOOR PLAN

1/8" = 1'-0"

ELEMENT 5
ARCHITECTURE

RESIDENTIAL & HOSPITALITY
ARCHITECTURE & PLANNING

1212 Chicon Street
Ste. 101
Austin, TX 78702
(512) 473. 8228 Voice

www.element5architecture.com

REGISTERED ARCHITECT
ANDREW H. RAMSEY
STATE OF TEXAS

AIROLE RESIDENCE

1814 Airole Way
Austin, TX 78704

AREA CALCULATION

FIRST + HALF LEVEL	2127 SF
NEW LEVEL	711 SF
BASEMENT	833 SF
EXISTING ADU	286 SF
	3957 SF
EXISTING CONCRETE	1525 SF
EXISTING CARPORT	457 SF
COV'D WD DECK	389 SF
POOL COPING	73 SF
WD. STEPS	44 SF
NEW WALKWAY	7 SF
UNCOV'D WD. DECK	179 SF
COV'D PORCH	87 SF
COV'D POOL	131 SF
	2892 SF
	6850 SF

DEMO

A1.1

© COPYRIGHT 2023, E5A.
ALL RIGHTS RESERVED

4/10/2024 1:56:24 PM \\Mac\Home\Documents\E5A\Airole\REVIT\AIROLE.rvt

DOOR SCHEDULE

MARK	WIDTH	HEIGHT	COMMENTS
100	2' - 6"	6' - 8"	
101	2' - 6"	6' - 8"	
102	2' - 0"	6' - 8"	
103	2' - 6"	6' - 8"	
200	2' - 10"	6' - 8"	
201	2' - 6"	6' - 8"	
202	12' - 0"	8' - 0"	4 PNL SLIDER
203	2' - 6"	6' - 8"	
204	2' - 8"	6' - 8"	
205	2' - 8"	6' - 8"	
206	2' - 8"	6' - 8"	POCKET DOOR
207	2' - 6"	6' - 8"	
208	4' - 0"	7' - 6"	PIVOT DOOR + SIDE LITES 12'-6" WIDE - SEE A3.0-1
209	5' - 0"	8' - 0"	FULL LITE SLIDER
300	2' - 8"	6' - 8"	
301	2' - 6"	6' - 8"	
302	4' - 0"	6' - 8"	DOUBLE DOOR
303	2' - 6"	6' - 8"	
304	4' - 0"	6' - 8"	DOUBLE DOOR
305	2' - 6"	6' - 8"	POCKET DOOR
306	2' - 6"	6' - 8"	

EXISTING DOORS TO BE REPLACED

MARK	WIDTH	HEIGHT	COMMENTS
104	2' - 8"	6' - 8"	
105	4' - 0"	5' - 0"	
106	4' - 0"	5' - 0"	
107	2' - 6"	6' - 8"	
108	2' - 6"	6' - 8"	
109	2' - 6"	6' - 8"	
209	2' - 8"	6' - 8"	

** FIELD VERIFY ROUGH OPENINGS AFTER DEMO FOR ALL EXISTING DOORS TO BE REPLACED

WINDOW SCHEDULE

TYPE MARK	WIDTH	HEIGHT	COUNT	FAMILY	COMMENTS
A	2' - 0"	3' - 0"	1	FG	
B	5' - 0"	2' - 0"	2	FG	
C	3' - 0"	5' - 0"	1	CSMT	EGRESS
D	6' - 0"	5' - 0"	1	FG	
E	6' - 0"	8' - 11"	1	FG	
F	12' - 0"	8' - 11"	1	FG	
H	3' - 0"	4' - 6"	1	CSMT	EGRESS
I	12' - 0"	7' - 0"	1	FG	
J	12' - 0"	2' - 0"	1	Rake Window	SEE EXT. ELEV. FOR FULL DIMENSIONS
K	9' - 0"	7' - 0"	1	FG	
L	9' - 0"	2' - 0"	1	FG	
M	6' - 6"	7' - 0"	1	FG	
N	8' - 0"	1' - 4"	1	FG	
O	6' - 6"	1' - 4"	1	FG	
P	12' - 6"	7' - 6"	1	FG	
Q	2' - 0"	5' - 0"	2	Skylight-Flat	
R	2' - 0"	4' - 0"	2	Skylight-Flat	
S	6' - 6"	2' - 0"	1	FG	

EXISTING WINDOWS TO BE REPLACED

TYPE MARK	WIDTH	HEIGHT	COUNT	FAMILY	COMMENTS
AA	3' - 1"	1' - 2"	6	FG	
BB	3' - 3"	0' - 10"	1	FG	
CC	6' - 0"	4' - 0"	1	SLIDING	EGRESS
DD	7' - 2"	1' - 6"	1	FG	
EE	10' - 0"	4' - 0"	1	3 - PNL SLIDER WINDOW	
FF	12' - 0"	1' - 9"	1	FG	
GG	12' - 0"	1' - 9"	1	FG	
HH	12' - 5"	1' - 2"	1	FG	
II	2' - 6"	5' - 6"	1	FG	
JJ	12' - 4"	6' - 8"	1	FG	

** FIELD VERIFY ROUGH OPENINGS AFTER DEMO FOR ALL EXISTING WINDOWS TO BE REPLACED

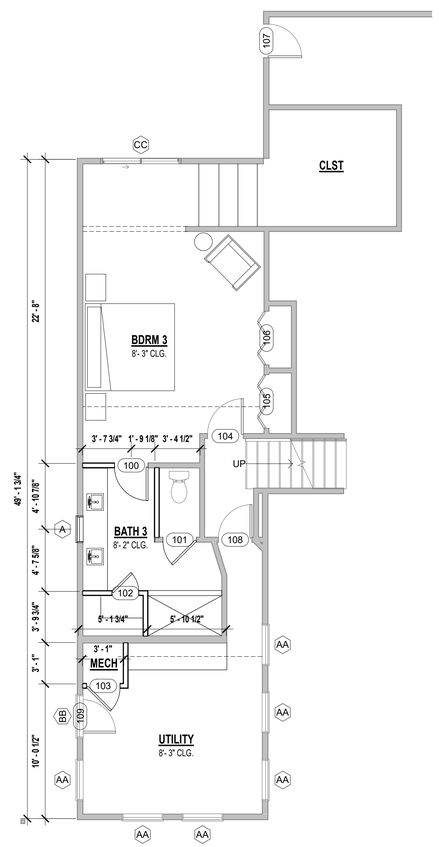

1 BASEMENT
3/16" = 1'-0"

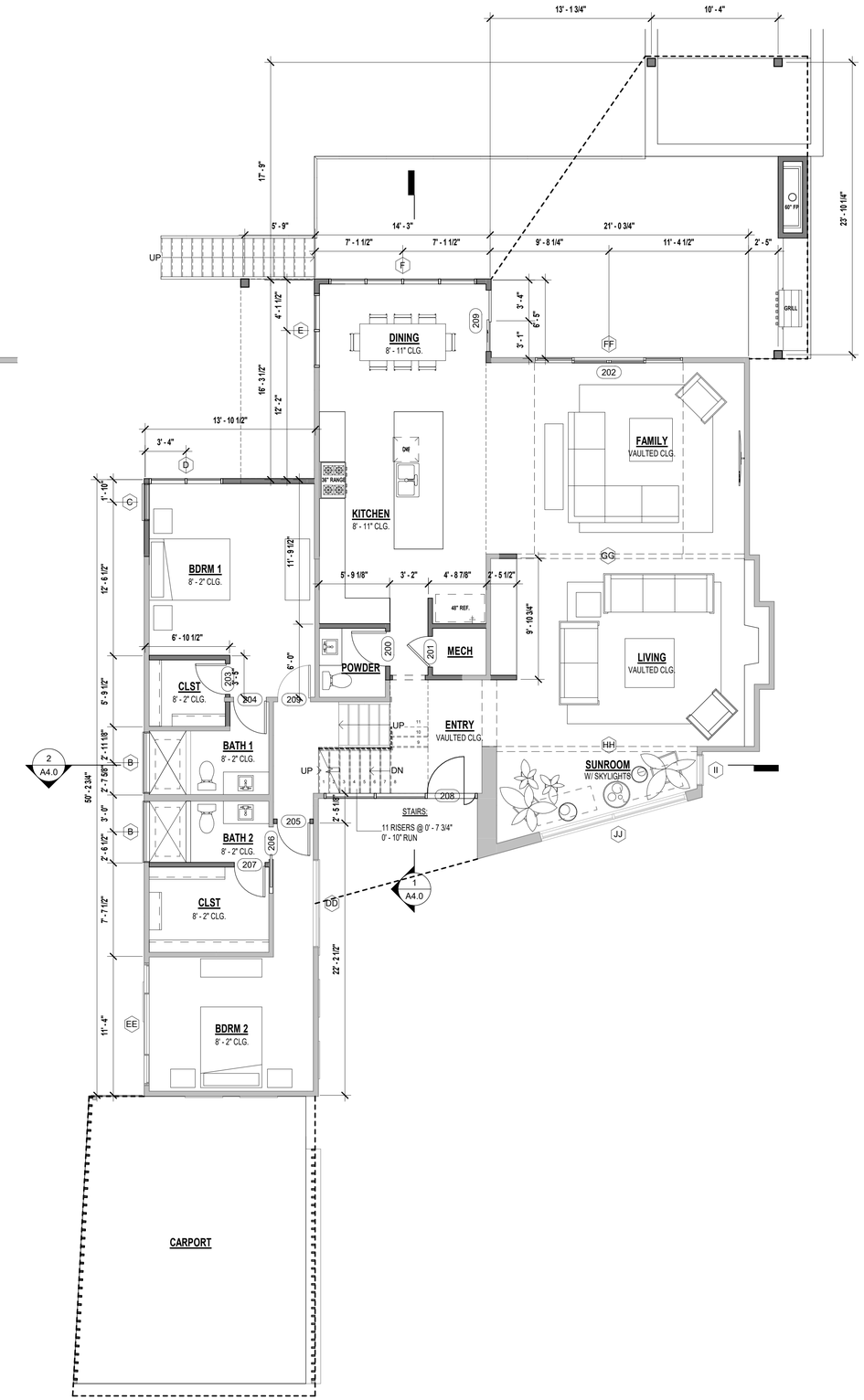

2 FIRST + HALF LEVEL FLOOR PLAN
3/16" = 1'-0"

ELEMENT 5
ARCHITECTURE

RESIDENTIAL & HOSPITALITY
ARCHITECTURE & PLANNING

1212 Chicon Street
Ste. 101
Austin, TX 78702
(512) 473. 8228 Voice

www.element5architecture.com

REGISTERED ARCHITECT
ANDREW H. RAGLAND
STATE OF TEXAS

AIROLE RESIDENCE

1814 Airole Way
Austin, TX 78704

AREA CALCULATION

FIRST + HALF LEVEL	2127 SF
NEW LEVEL	711 SF
BASEMENT	833 SF
EXISTING ADU	286 SF
	3957 SF
EXISTING CONCRETE	1525 SF
EXISTING CARPORT	457 SF
COV'D WD DECK	389 SF
POOL COPING	73 SF
WD. STEPS	44 SF
NEW WALKWAY	7 SF
UNCOV'D WD. DECK	179 SF
COV'D PORCH	87 SF
COV'D POOL	131 SF
	2892 SF
	6850 SF

PLANS

A2.0

© COPYRIGHT 2023, E5A.
ALL RIGHTS RESERVED

\\MacHome\Documents\E5A\Airole\REVIT\AIROLE.rvt

4/10/2024 1:56:26 PM

DOOR SCHEDULE

MARK	WIDTH	HEIGHT	COMMENTS
100	2' - 6"	6' - 8"	
101	2' - 6"	6' - 8"	
102	2' - 0"	6' - 8"	
103	2' - 6"	6' - 8"	
200	2' - 10"	6' - 8"	
201	2' - 6"	6' - 8"	
202	12' - 0"	8' - 0"	4 PNL SLIDER
203	2' - 6"	6' - 8"	
204	2' - 8"	6' - 8"	
205	2' - 8"	6' - 8"	
206	2' - 8"	6' - 8"	POCKET DOOR
207	2' - 6"	6' - 8"	
208	4' - 0"	7' - 6"	PIVOT DOOR + SIDE LITES 12'-6" WIDE - SEE A3.0-1
209	5' - 0"	8' - 0"	FULL LITE SLIDER
300	2' - 8"	6' - 8"	
301	2' - 6"	6' - 8"	
302	4' - 0"	6' - 8"	DOUBLE DOOR
303	2' - 6"	6' - 8"	
304	4' - 0"	6' - 8"	DOUBLE DOOR
305	2' - 6"	6' - 8"	POCKET DOOR
306	2' - 6"	6' - 8"	

EXISTING DOORS TO BE REPLACED

MARK	WIDTH	HEIGHT	COMMENTS
104	2' - 8"	6' - 8"	
105	4' - 0"	5' - 0"	
106	4' - 0"	5' - 0"	
107	2' - 6"	6' - 8"	
108	2' - 6"	6' - 8"	
109	2' - 6"	6' - 8"	
209	2' - 8"	6' - 8"	

** FIELD VERIFY ROUGH OPENINGS AFTER DEMO FOR ALL EXISTING DOORS TO BE REPLACED

WINDOW SCHEDULE

TYPE MARK	WIDTH	HEIGHT	COUNT	FAMILY	COMMENTS
A	2' - 0"	3' - 0"	1	FG	
B	5' - 0"	2' - 0"	2	FG	
C	3' - 0"	5' - 0"	1	CSMT	EGRESS
D	6' - 0"	5' - 0"	1	FG	
E	6' - 0"	8' - 11"	1	FG	
F	12' - 0"	8' - 11"	1	FG	
H	3' - 0"	4' - 6"	1	CSMT	EGRESS
I	12' - 0"	7' - 0"	1	FG	
J	12' - 0"	2' - 0"	1	Rake Window	SEE EXT. ELEV. FOR FULL DIMENSIONS
K	9' - 0"	7' - 0"	1	FG	
L	9' - 0"	2' - 0"	1	FG	
M	6' - 6"	7' - 0"	1	FG	
N	8' - 0"	1' - 4"	1	FG	
O	6' - 6"	1' - 4"	1	FG	
P	12' - 6"	7' - 6"	1	FG	
Q	2' - 0"	5' - 0"	2	Skylight-Flat	
R	2' - 0"	4' - 0"	2	Skylight-Flat	
S	6' - 6"	2' - 0"	1	FG	

EXISTING WINDOWS TO BE REPLACED

TYPE MARK	WIDTH	HEIGHT	COUNT	FAMILY	COMMENTS
AA	3' - 1"	1' - 2"	6	FG	
BB	3' - 3"	0' - 10"	1	FG	
CC	6' - 0"	4' - 0"	1	SLIDING	EGRESS
DD	7' - 2"	1' - 6"	1	FG	
EE	10' - 0"	4' - 0"	1	3 - PNL SLIDER WINDOW	
FF	12' - 0"	1' - 9"	1	FG	
GG	12' - 0"	1' - 9"	1	FG	
HH	12' - 5"	1' - 2"	1	FG	
II	2' - 6"	5' - 6"	1	FG	
JJ	12' - 4"	6' - 8"	1	FG	

** FIELD VERIFY ROUGH OPENINGS AFTER DEMO FOR ALL EXISTING WINDOWS TO BE REPLACED

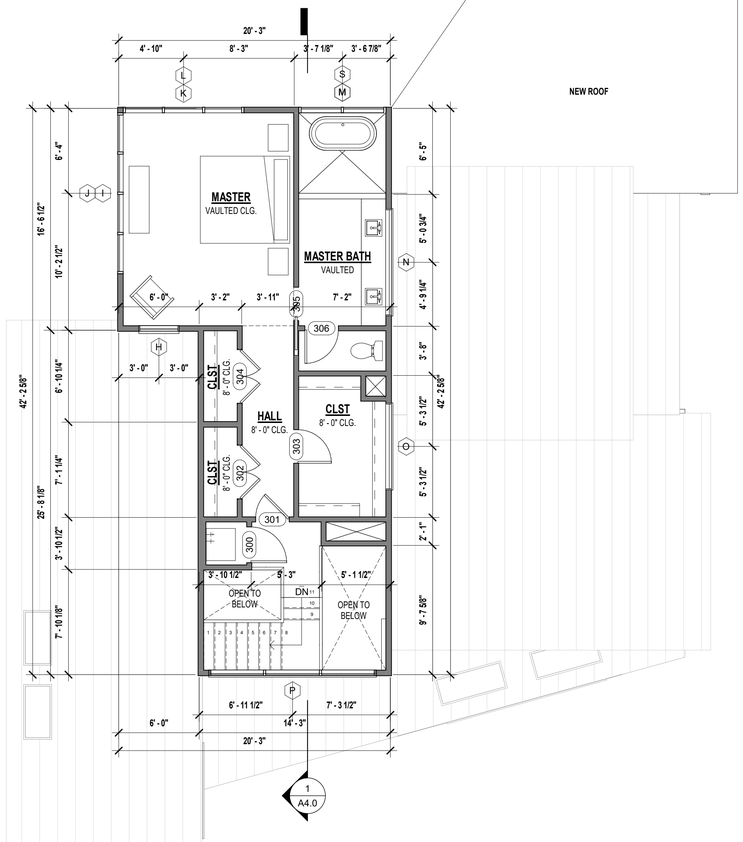

3 NEW LEVEL
3/16" = 1'-0"

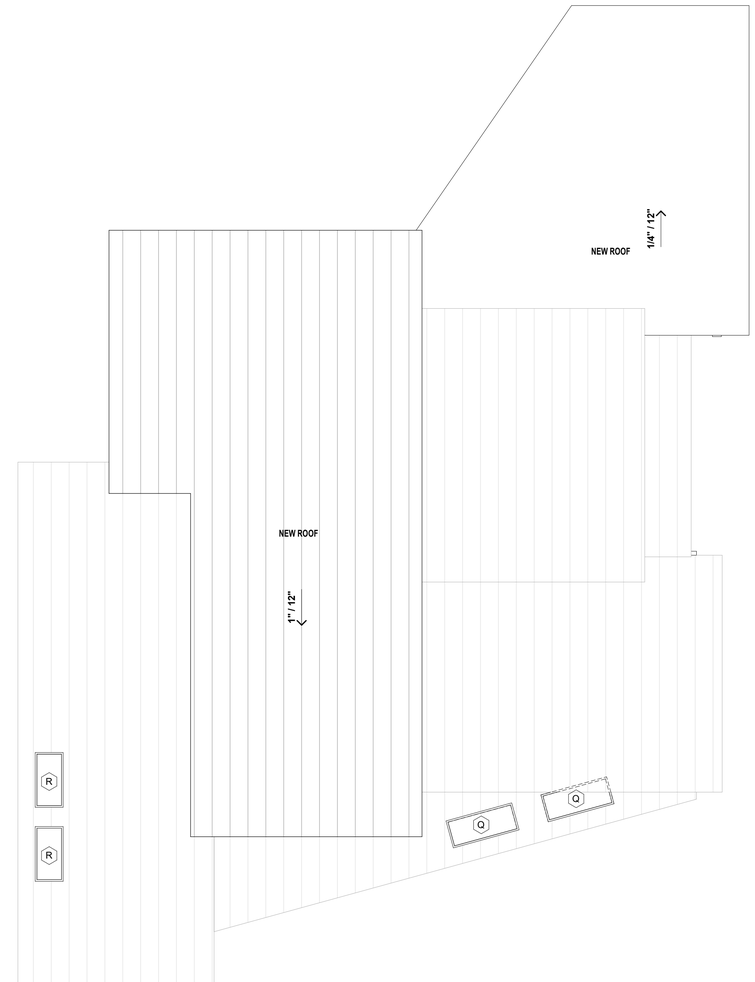

4 ROOF PLAN
3/16" = 1'-0"

ELEMENT 5
ARCHITECTURE

RESIDENTIAL & HOSPITALITY
ARCHITECTURE & PLANNING

1212 Chicon Street
Ste. 101
Austin, TX 78702
(512) 473. 8228 Voice

www.element5architecture.com

REGISTERED ARCHITECT ANDREW H. RAMSEY 29893 STATE OF TEXAS

AIROLE RESIDENCE

1814 Airole Way
Austin, TX 78704

AREA CALCULATION

FIRST + HALF LEVEL	2127 SF
NEW LEVEL	711 SF
BASEMENT	833 SF
EXISTING ADU	286 SF
	3957 SF
EXISTING CONCRETE	1525 SF
EXISTING CARPORT	457 SF
COV'D WD DECK	389 SF
POOL COPING	73 SF
WD. STEPS	44 SF
NEW WALKWAY	7 SF
UNCOV'D WD. DECK	179 SF
COV'D PORCH	87 SF
COV'D POOL	131 SF
	2892 SF
	6850 SF

PLANS

A2.1

© COPYRIGHT 2023, E5A.
ALL RIGHTS RESERVED

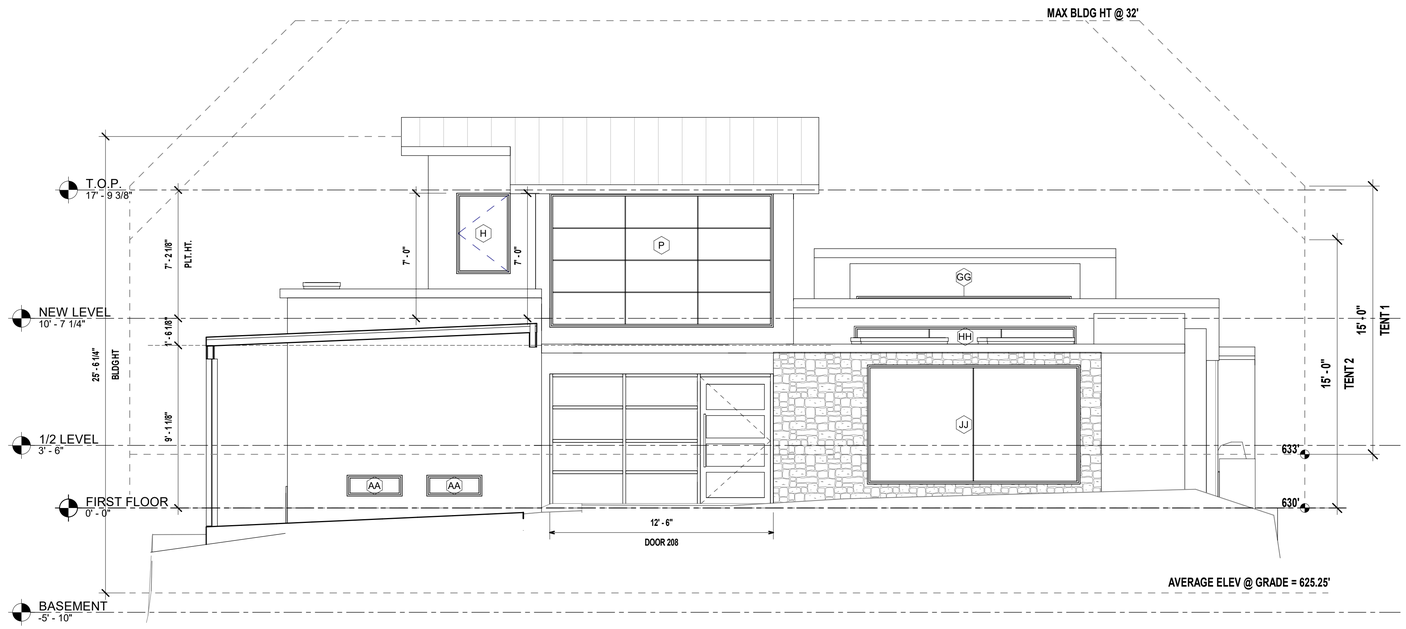

1 EAST ELEVATION

1/4" = 1'-0"

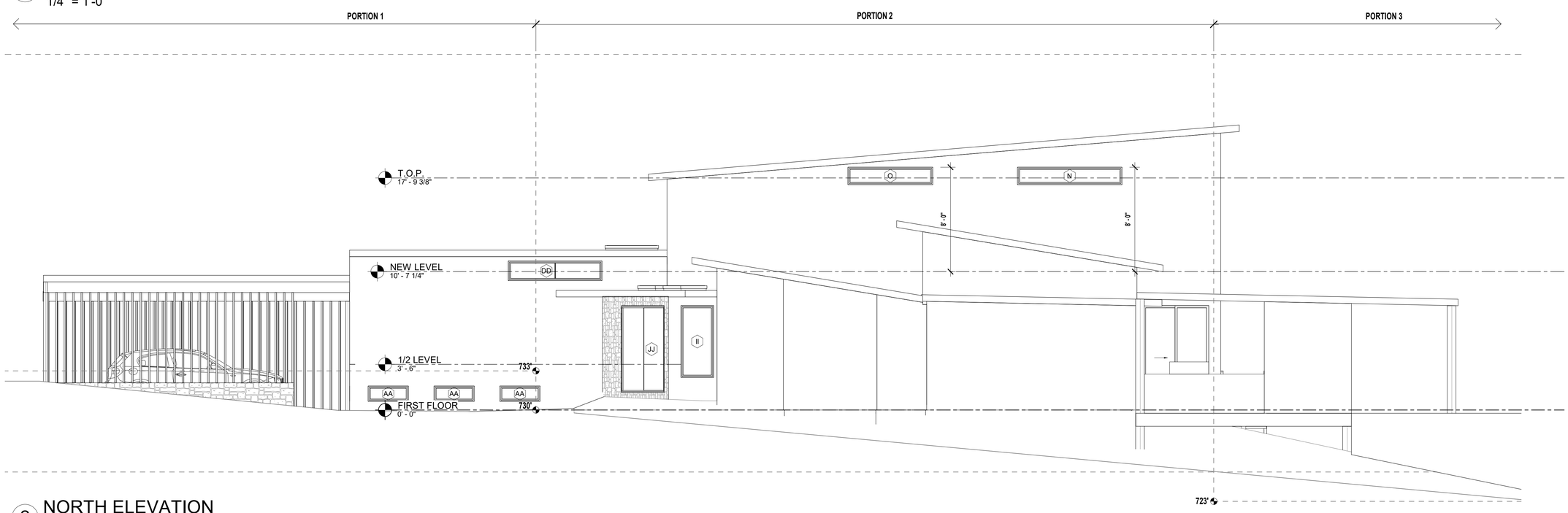

2 NORTH ELEVATION

1/4" = 1'-0"

ELEMENT 5
ARCHITECTURE

RESIDENTIAL & HOSPITALITY
ARCHITECTURE & PLANNING

1212 Chicon Street
Ste. 101
Austin, TX 78702
(512) 473. 8228 Voice

www.element5architecture.com

REGISTERED ARCHITECT
ANDREW H. RAMSEY
STATE OF TEXAS

AIROLE RESIDENCE

1814 Airole Way
Austin, TX 78704

AREA CALCULATION

FIRST + HALF LEVEL	2127 SF
NEW LEVEL	711 SF
BASEMENT	833 SF
EXISTING ADU	286 SF
	3957 SF
EXISTING CONCRETE	1525 SF
EXISTING CARPORT	457 SF
COV'D WD DECK	389 SF
POOL COPING	73 SF
WD. STEPS	44 SF
NEW WALKWAY	7 SF
UNCOV'D WD. DECK	179 SF
COV'D PORCH	87 SF
COV'D POOL	131 SF
	2892 SF
	6850 SF

EXTERIOR ELEVATIONS

A3.0

© COPYRIGHT 2023, E5A.
ALL RIGHTS RESERVED

4/10/2024 1:56:28 PM \\Mac\Home\Documents\E5A\Airole\REVIT\AIROLE.rvt

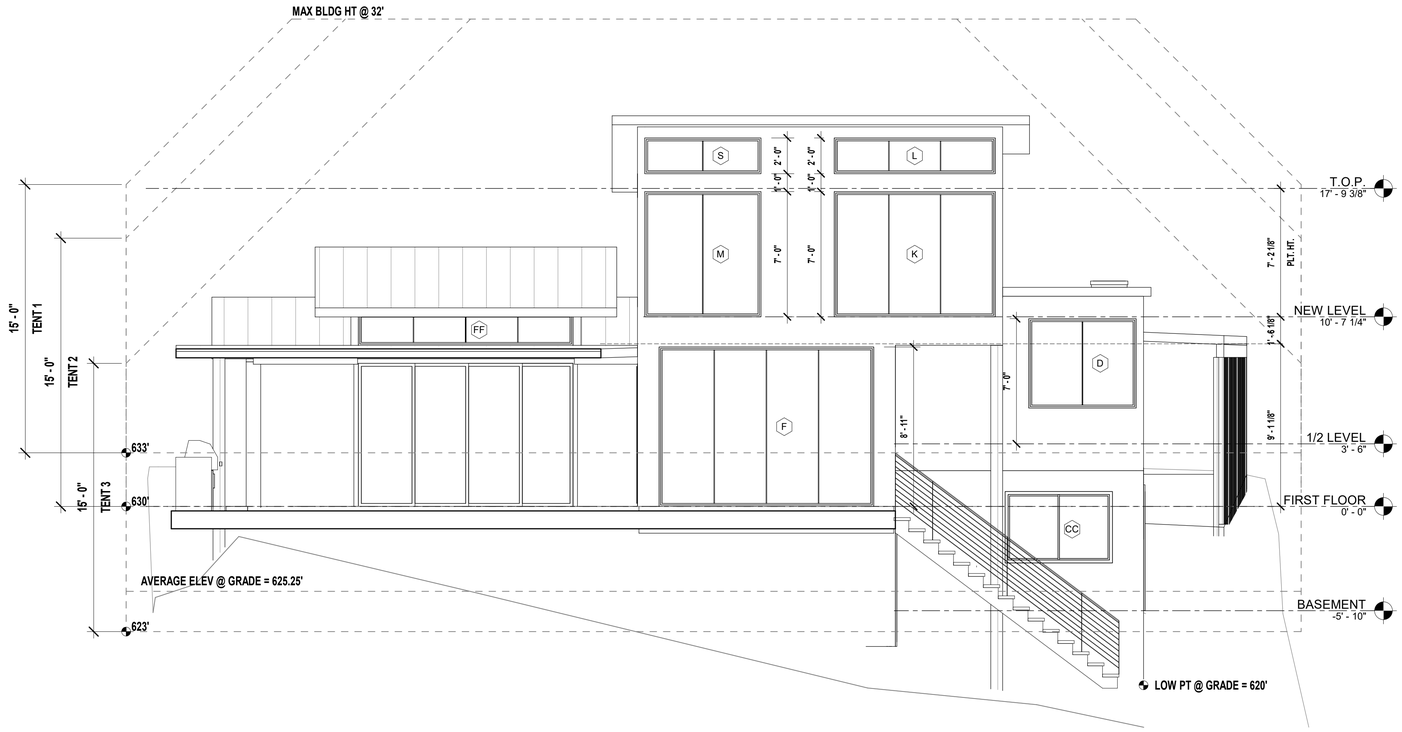

3 WEST ELEVATION

1/4" = 1'-0"

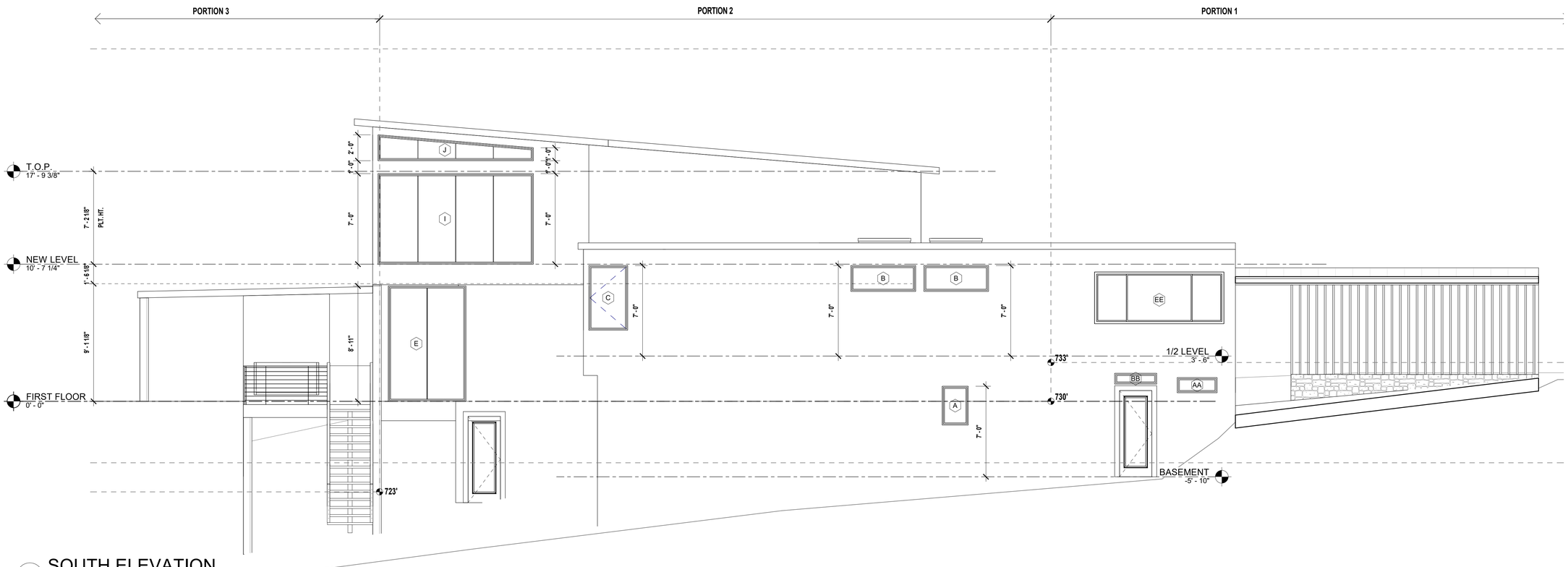

4 SOUTH ELEVATION

1/4" = 1'-0"

ELEMENT 5
ARCHITECTURE

RESIDENTIAL & HOSPITALITY
ARCHITECTURE & PLANNING

1212 Chicon Street
Ste. 101
Austin, TX 78702
(512) 473. 8228 Voice

www.element5architecture.com

REGISTERED ARCHITECT
ANDREW H. RAFFERTY
STATE OF TEXAS

AIROLE RESIDENCE

1814 Airole Way
Austin, TX 78704

AREA CALCULATION

FIRST + HALF LEVEL	2127 SF
NEW LEVEL	711 SF
BASEMENT	833 SF
EXISTING ADU	286 SF
	3957 SF
EXISTING CONCRETE	1525 SF
EXISTING CARPORT	457 SF
COV'D WD DECK	389 SF
POOL COPING	73 SF
WD. STEPS	44 SF
NEW WALKWAY	7 SF
UNCOV'D WD. DECK	179 SF
COV'D PORCH	87 SF
COV'D POOL	131 SF
	2892 SF
	6850 SF

EXTERIOR ELEVATIONS

A3.1

© COPYRIGHT 2023 , E5A .
ALL RIGHTS RESERVED

\\MacHome\Documents\E5A\Airole\REVIT\AIROLE.rvt

4/10/2024 1:56:31 PM

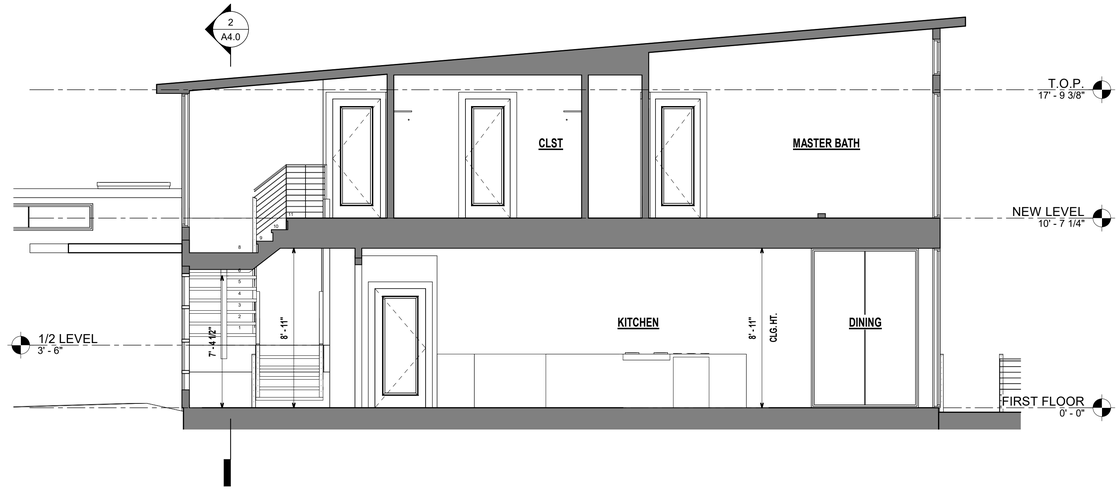

1 SECTION @ STAIRS/NEW LEVEL

1/4" = 1'-0"

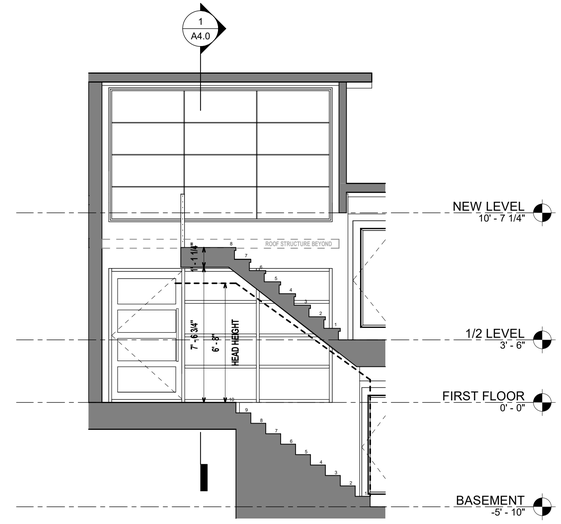

2 SECTION @ ENTRY/STAIRS

1/4" = 1'-0"

ELEMENT 5
ARCHITECTURE

RESIDENTIAL & HOSPITALITY
ARCHITECTURE & PLANNING

1212 Chicon Street
Ste. 101
Austin, TX 78702
(512) 473. 8228 Voice

www.element5architecture.com

REGISTERED ARCHITECT
ANDREW H. RAUTER
STATE OF TEXAS

AIROLE RESIDENCE

1814 Airole Way
Austin, TX 78704

AREA CALCULATION

FIRST + HALF LEVEL	2127 SF
NEW LEVEL	711 SF
BASEMENT	833 SF
EXISTING ADU	286 SF
	3957 SF
EXISTING CONCRETE	1525 SF
EXISTING CARPORT	457 SF
COV'D WD DECK	389 SF
POOL COPING	73 SF
WD. STEPS	44 SF
NEW WALKWAY	7 SF
UNCOV'D WD. DECK	179 SF
COV'D PORCH	87 SF
COV'D POOL	131 SF
	2892 SF
	6850 SF

BUILDING SECTIONS

A4.0

© COPYRIGHT 2023, E5A.
ALL RIGHTS RESERVED

4/10/2024 1:56:33 PM \\Mac\Home\Documents\E5A\Airole\REVIT\AIROLE.rvt