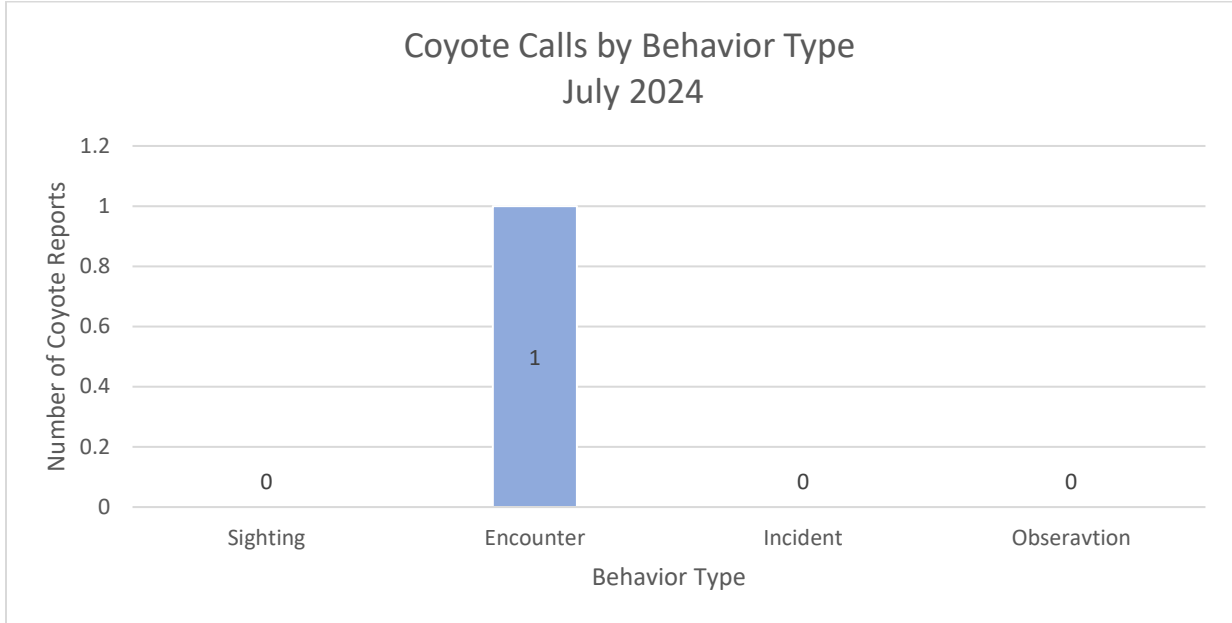


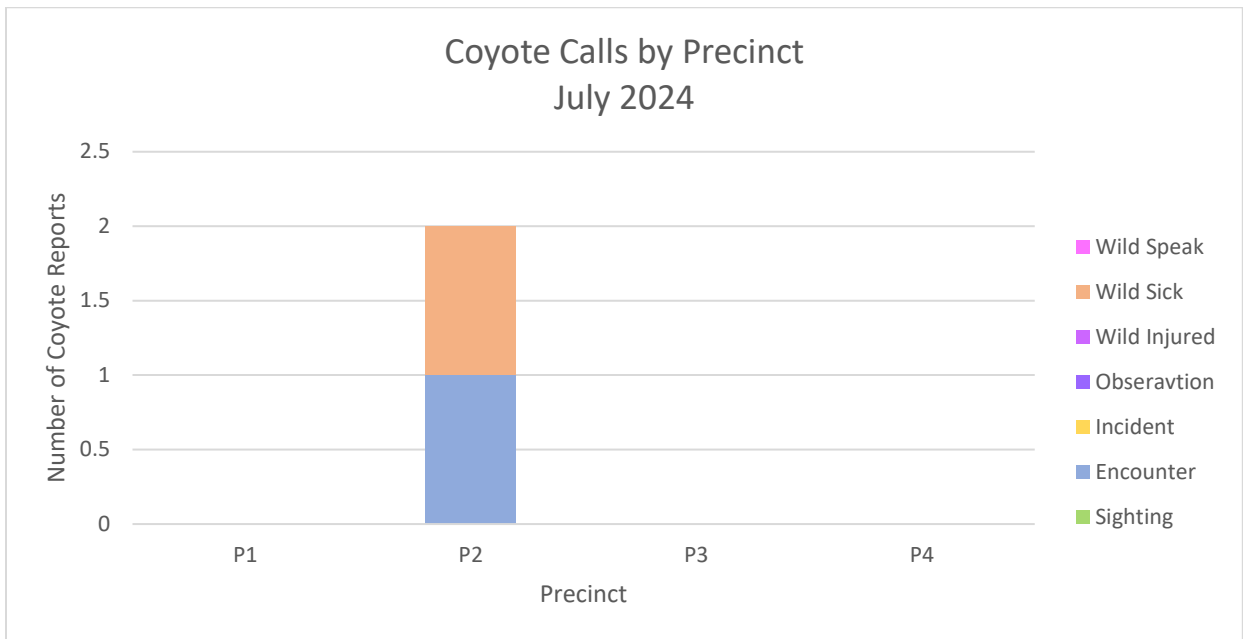
# July 2024 Travis County Coyote Report

Prepared by: Emery Sadkin

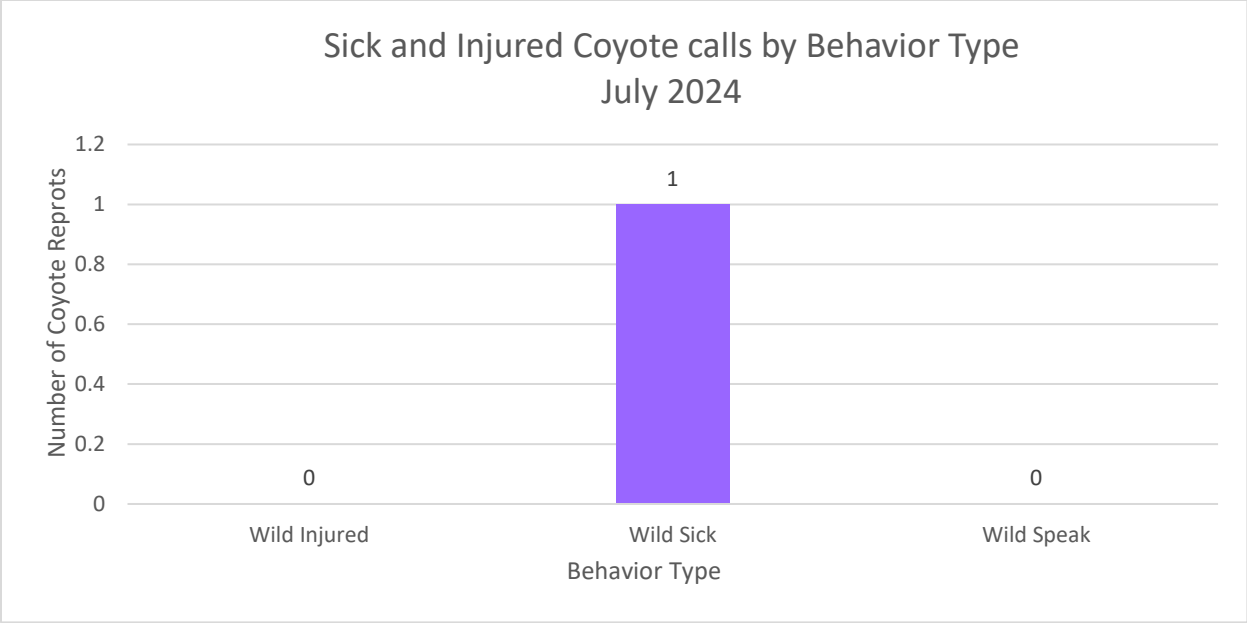
Total number of Coyote Calls: 2



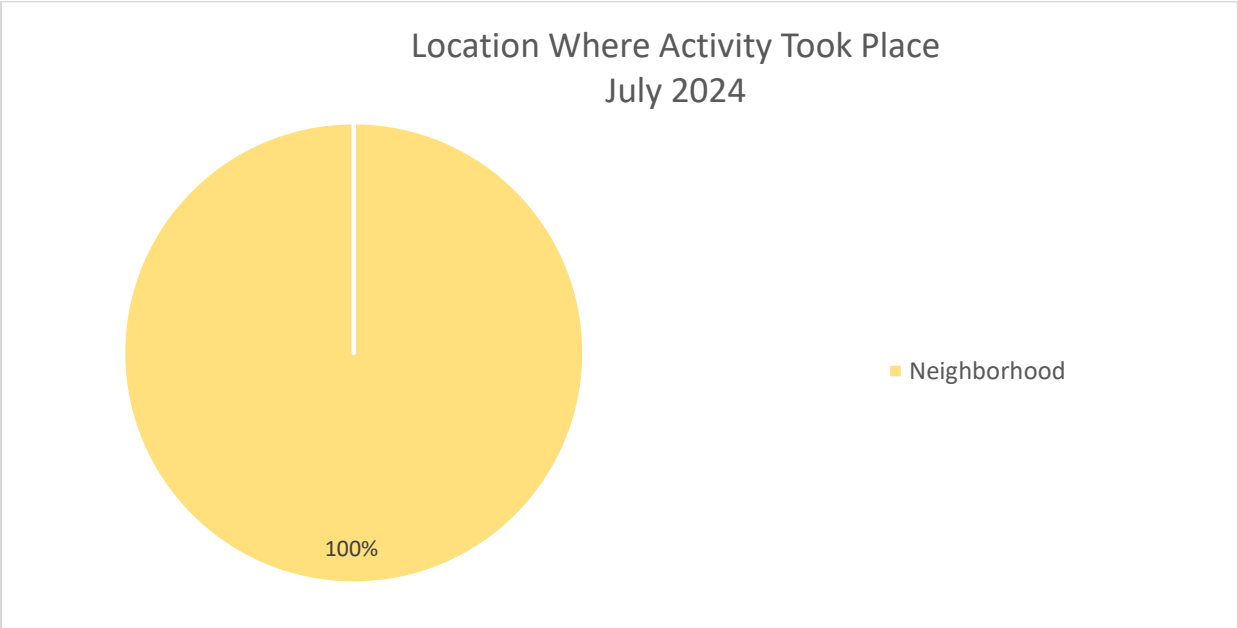
**Figure 1.** Coyote activity by behavior. Out of 2 coyote related reports, 1 fell within the reported behavior types (Sighting, Incident, Encounter and Observation)



**Figure 2.** Coyote reports by precinct. All coyote reports took place in P2.

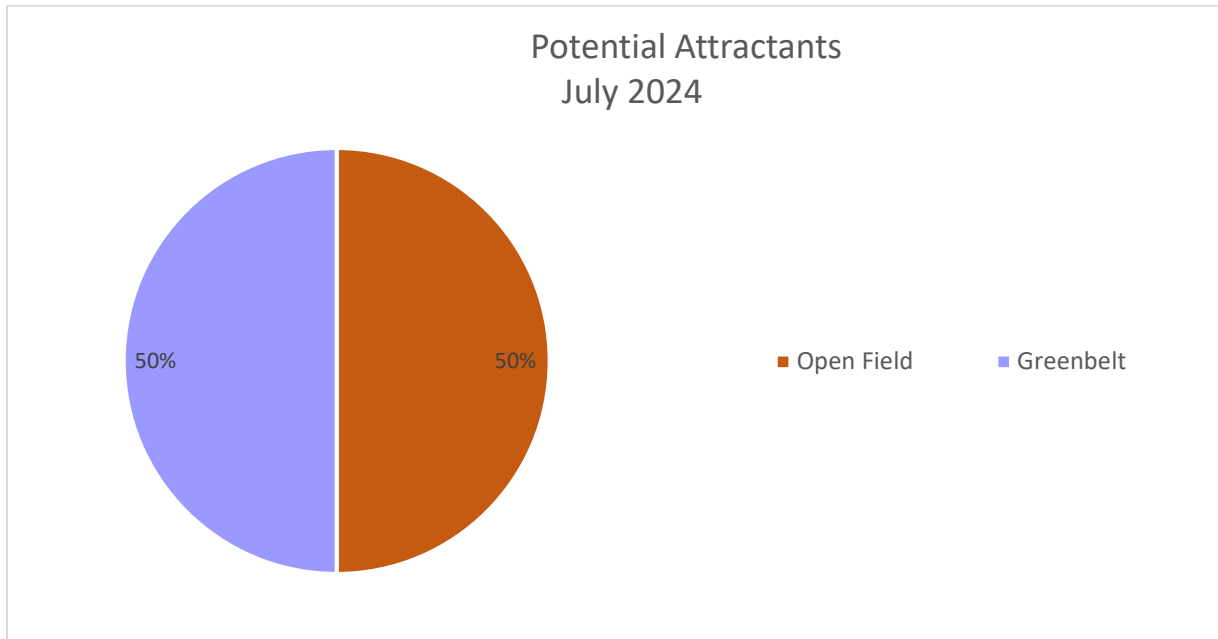


**Figure 3.** Out of 2 coyote related reports, 1 report fell within the reported behavior types. Behavior types including Wild Sick, Wild Speak, Wild Injured. “Wild Speak” is defined as a resident not seeing the coyote (Example: Reporting for a neighbor) or having questions regarding coyotes.

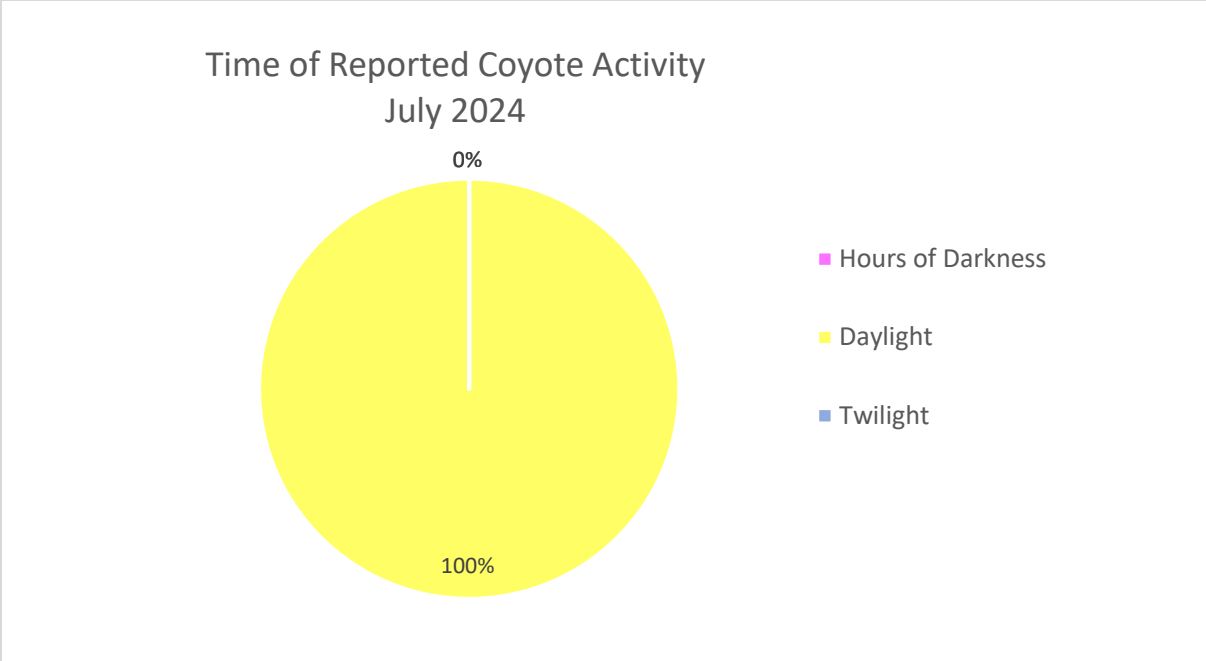


**Figure 4.** Type of location where activity took place, based on confirmed reports. “Habitat Fragment” is defined as a natural area adjacent to human habitation, which could include dense vegetation, creek beds, greenbelt areas, and other undeveloped land not habituated by humans. “Open field” is defined as an area where vegetation is cleared for industrial or commercial use. “Greenbelt” is defined as a belt of

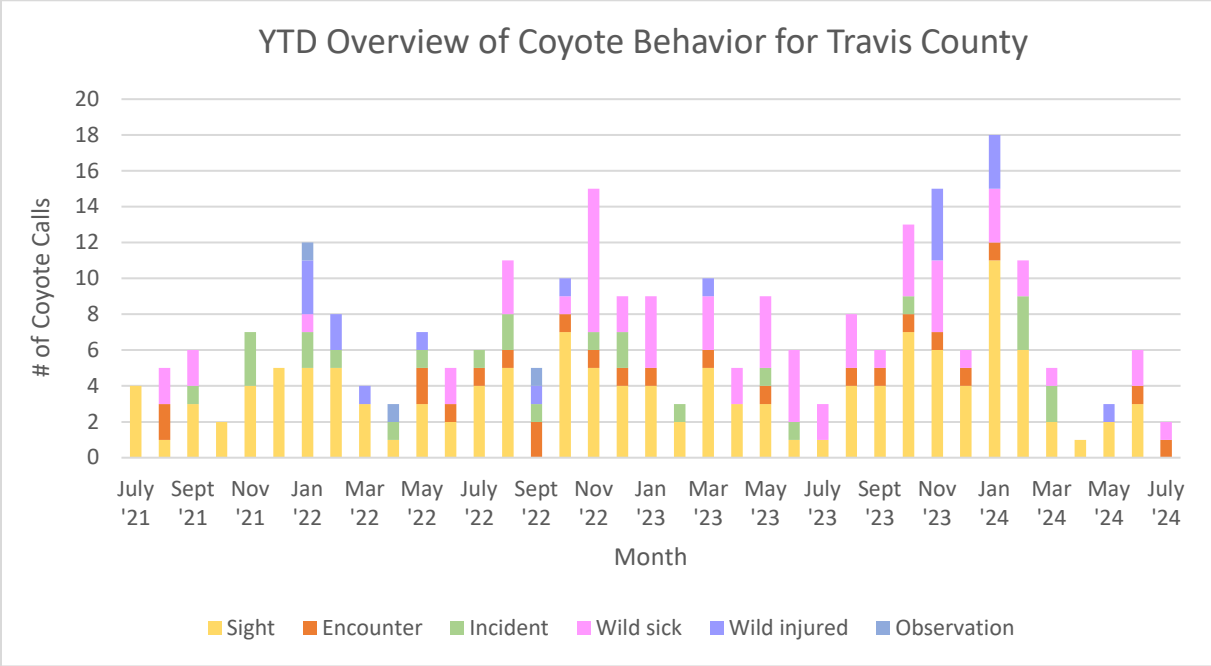
parkways, parks, or farmlands that encircles a community. “House Property” defined as a sighting on side of house, rather than front or backyard. “Building Strip” defined as a series of shops within a strip.



**Figure 5.** Potential attractants which could help explain coyote presence in the location of reported activity. “Habitat Fragment” is defined as a natural area adjacent to human habitation, which could include dense vegetation, greenbelts, or another undeveloped greenspace. “Human Source” is defined by attractants (cats, dogs, Deck for shade, fruit falling from fruit trees, food left out for domestic animals, etc.) of humankind that would lure Coyotes to property. Open Field is a parking lot, baseball field, construction site etc.



**Figure 6.** Time that behavior was observed. Coyotes were reported to be most active during the daytime.



**Figure 7.** Coyote concerns in Travis County from July 2021 – July 2024.

**2 total coyote related reports**

- Wildlife Officer was able to make contact with 2/2 callers

- 0/2 calls - Officers left voicemails with contact info and sent email regarding coyotes in the neighborhood. Caller did not reach out again.
- No reports were updated.
- Coyote Activity Reports (2 reports falling under observation, sighting, encounter, incident, wild injured, wild speak, and wild sick)
  - 0/2 reports (0%) were classified as a sighting
  - 1/2 reports (50%) sightings were classified on a behavior level 4 on the HSUS Coyote Classification scale (coyote seen resting in area - day or night)
  - 1/2 reports (50%) sightings were classified on a behavior level 2 and lower on the HSUS Coyote Classification scale (coyote entering a yard – no person outside or injured coyote)
  - 1/2 reports (50%) fell under wild sick
  - 1/2 reports (50%) fell under encounter.
  - There were no wild speaks reported.
  - There were no incidents reported.
- Coyote-related concerns (2 reports – Observation, sighting, encounter, incident, wild speak, wild injured, and wild sick)
  - There was a 50% decrease in reports from July 2021 to July 2024
  - There was a 67% decrease in reports from July 2022 to July 2024
  - There was a 34% decrease in reports from July 2023 to July 2024
  - There was a 71% decrease from June 2024 to July 2024

**Wildlife Outreach**

Date(s)	Activity No.	Description	Zip code/District

- **Emails sent:**
  - 1 emails sent to a resident regarding coyotes
- **Social Media & NextDoor posts**
  - Wild Sick: 78660: P2: 19,000 residents
  - Encounter: 78728: P2: 19,000 residents
- **Things in progress:**
  - Feral Hog control program

