

# Solar Standard Offer

Richard Génecé

Vice President, Customer Energy Solutions

Tim Harvey


Manager, Customer Renewable Solutions



September 2024

©Austin Energy

# Solar Standard Offer Adds Capacity to Community Solar



Palmer Event Center



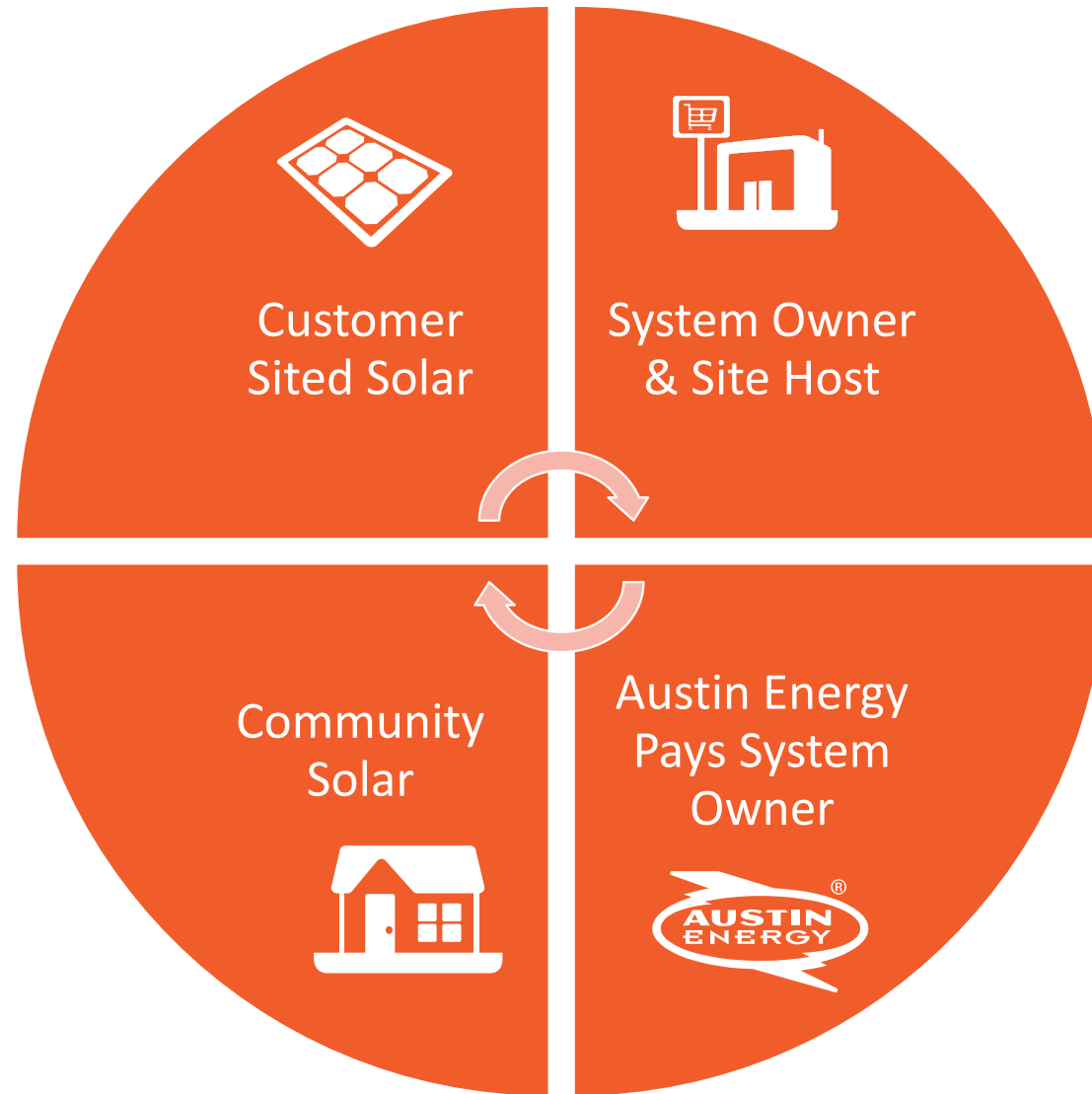
AUS Blue Garage Carports



La Loma Community Solar Farm



# Solar Standard Offer Format



# Solar Standard Offer

## Desired Outcomes



### Community Solar Expansion

Self-sustaining, scalable and replicable  
Community Solar model.



### Environmental Stewardship

Increase local renewable  
energy production.



### Customer Satisfaction

Increase solar developer participation  
and community solar subscriptions.






### Access, Equity & Affordability

Enable solar access and bill savings  
for low-income customers.



# Solar Standard Offer – Rate of Payment

- Austin Energy pays solar system owner a rate per kilowatt-hour of energy produced, net of electric charges.
- The payment rate is based on Austin Energy's avoided costs.

Avoided Cost Components	Description
 ERCOT Energy Savings	Austin Energy's average price of energy in the ERCOT market at the time the solar energy is produced.
 Ancillary Service Savings	The average cost to ensure the right number and type of power generation sources are running (to prevent an outage).
 Transmission Savings	Calculates savings based on <ul style="list-style-type: none"><li>• the average generation at peak times,</li><li>• the sum of wholesale transmission service charges, and</li><li>• the total solar generation.</li></ul>



# Solar Standard Offer – Rate of Payment

## Adjusted Every Three Years

At launch, solar systems:

- Less than 1 MW = \$.0761/kWh.
- Greater than 1 MW = \$.0494/kWh.

Adjustment based upon the previous five year's average avoided costs.

- 2026 adjustment = 2021-2025.
- 2029 adjustment = 2024-2028.

### Avoided Cost Components

	2021	2022	2023	2024	2025	2026 Trend
ERCOT Energy	\$ 0.0467	\$ 0.1005	\$ 0.0940	?	?	\$ 0.0804
TCOS Savings	\$ 0.0267	\$ 0.0273	\$ 0.0310	?	?	\$ 0.0283
Ancillary Services	\$ 0.0027	\$ 0.0050	\$ 0.0034	?	?	\$ 0.0037
<b>Total &lt;1MW</b>	<b>\$ 0.0761</b>	<b>\$ 0.1327</b>	<b>\$ 0.1284</b>	?	?	<b>?</b>
<b>Total &gt;1MW</b>	<b>\$ 0.0494</b>	<b>\$ 0.1054</b>	<b>\$ 0.0974</b>	?	?	<b>?</b>



# Timelines

## Program Pre-Launch October 15

Pre-launch Stakeholder Meeting

Review program guidelines and requirements

Review application, permitting and inspection processes

Begin registration as a Solar Standard Offer Participating Contractor

Applications accepted via web-based tool

Upon application approval, projects may begin construction

## Interconnection February 3

Begin setting meters for projects passing final inspection

Permission to operate comes with setting the meter

Accounts activated





©Austin Energy. All rights reserved. Austin Energy and the Austin Energy logo and combinations thereof are trademarks of Austin Energy, the electric department of the City of Austin, Texas. Other names are for informational purposes only and may be trademarks of their respective owners.