



*Art: Creativity and Culture: A Celebration / Creatividad y Cultura: Una Celebración by Werllayne Nunes*

**General Fund Financial Outlook and  
Tentative Agreement with Austin Police Association**  
October 22, 2024



City of Austin  
**2024-25  
BUDGET**

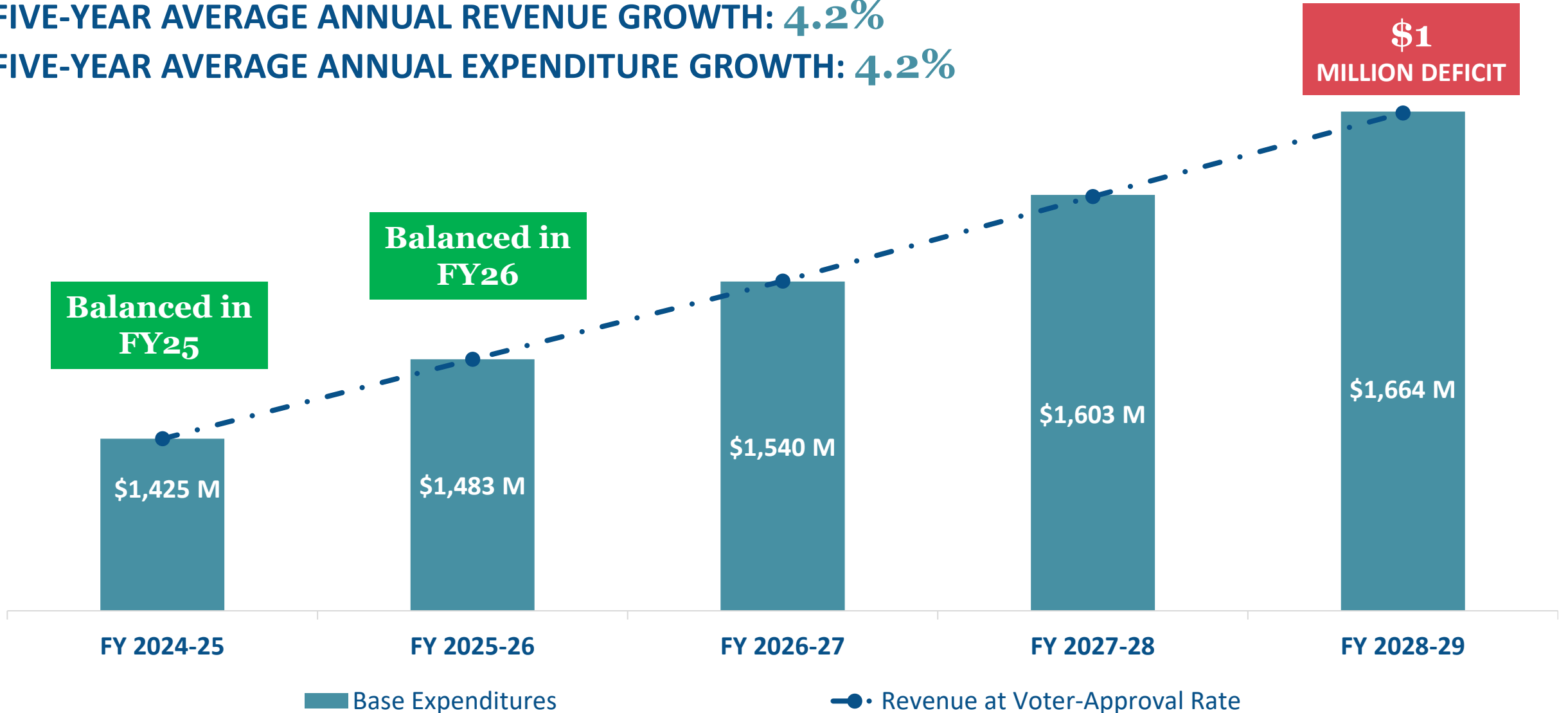


# FY25 APPROVED BUDGET: GF 5-Year Base Forecast



FIVE-YEAR AVERAGE ANNUAL REVENUE GROWTH: 4.2%

FIVE-YEAR AVERAGE ANNUAL EXPENDITURE GROWTH: 4.2%

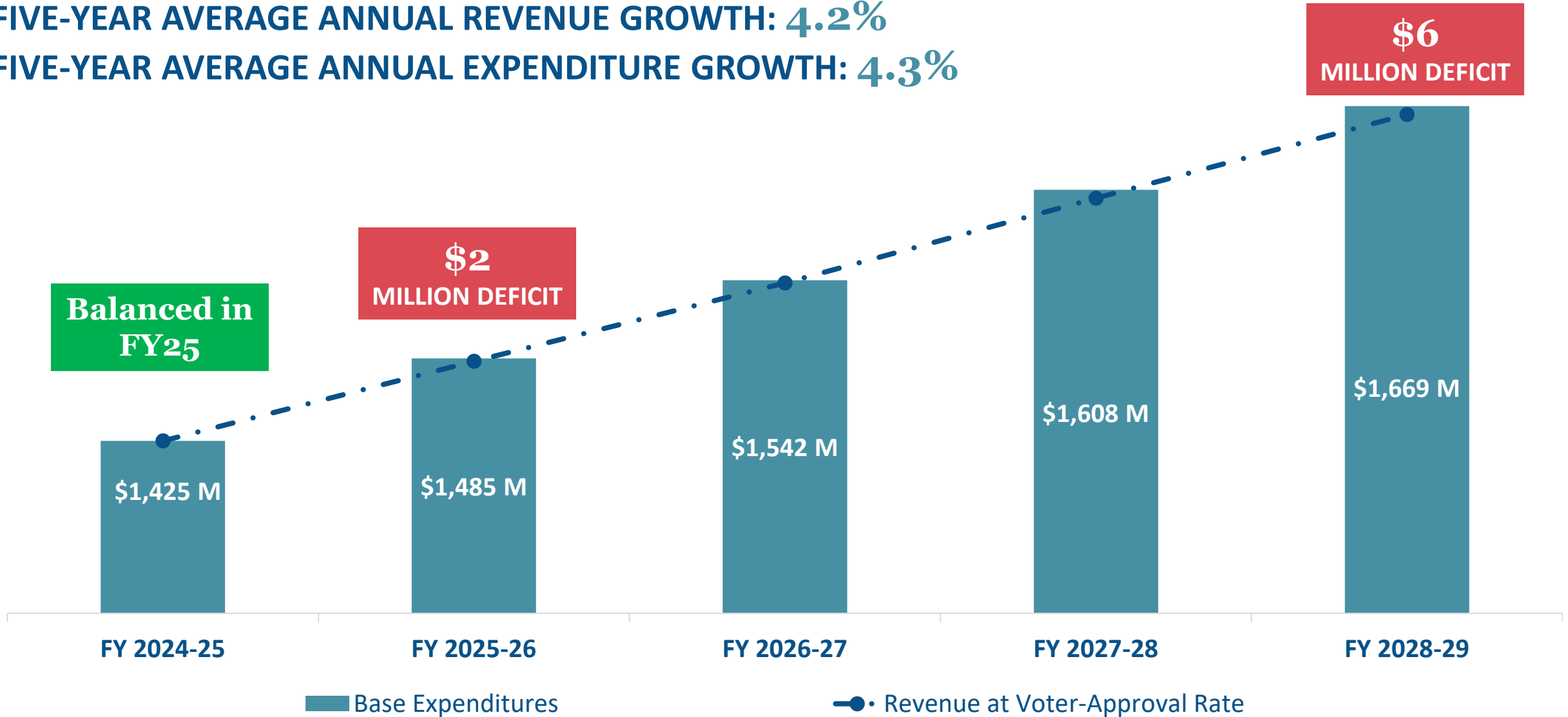


# FY25 APPROVED BUDGET w/ TA: GF 5-Year Base



FIVE-YEAR AVERAGE ANNUAL REVENUE GROWTH: 4.2%

FIVE-YEAR AVERAGE ANNUAL EXPENDITURE GROWTH: 4.3%



# APD Budget Remains Constant % of GF: 5-Year Forecast

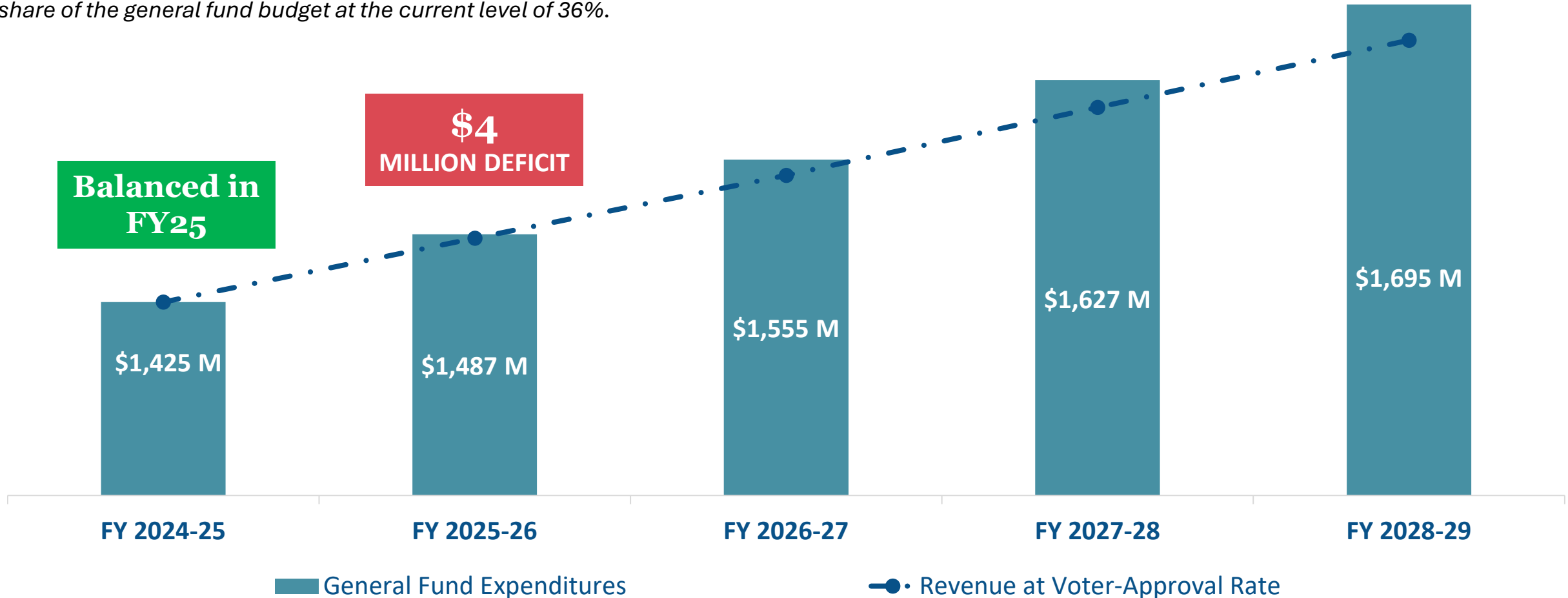


**FIVE-YEAR AVERAGE ANNUAL REVENUE GROWTH: 4.2%**

**FIVE-YEAR AVERAGE ANNUAL EXPENDITURE GROWTH: 4.6%**

*Expenditure forecast assumes the budgets for other general fund departments grow at a rate sufficient to maintain APD's share of the general fund budget at the current level of 36%.*

**\$33  
MILLION DEFICIT**



# Projected Tax Rate Increases to Balance 5-Year Forecast



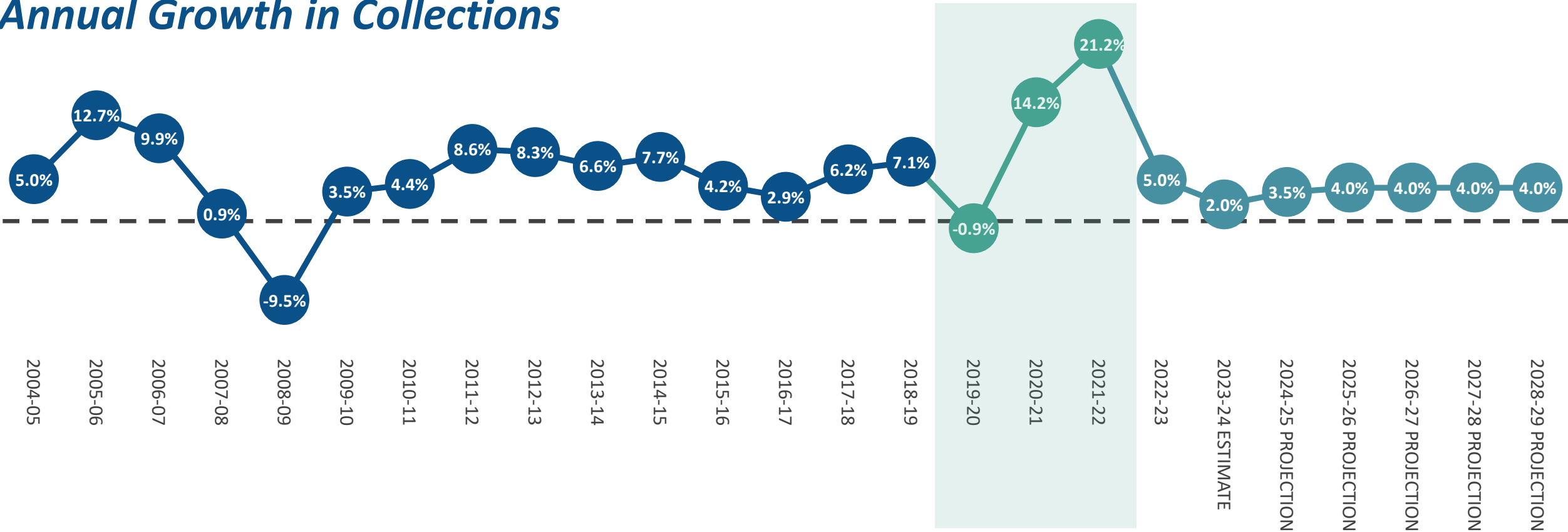
City of Austin  
2024-25  
BUDGET

|   | FY26     | FY27   | FY28   | FY29     |
|---|----------|--------|--------|----------|
| Projected Property Tax Rate Increase<br><i>% increase above no-new-revenue M&amp;O rate</i> | 4.0%     | 5.0%   | 5.0%   | 4.0%     |
| General Fund Surplus (Deficit)  | (\$0.3M) | \$0.1M | \$1.5M | (\$1.0M) |

# Sales Tax Revenue



## Annual Growth in Collections



Pre-COVID 10-Year Average Annual Growth:

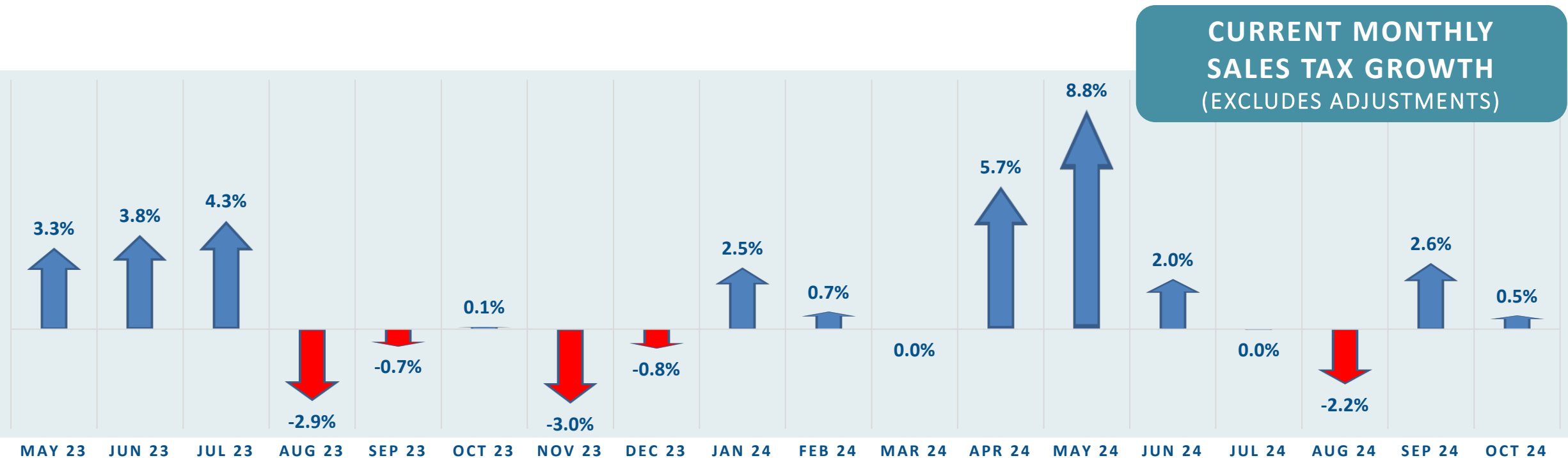
**5.9%**

Future Projections:  
10-Year Average Annual Growth

**5.9%**

# Sales Tax Update

- Through 11 payments, FY24 year-to-date growth is 1.7%, \$0.2M below year-end estimate
- Current collections, which exclude adjustments, showing year-to-date growth of 1.8%
- 2.0% average monthly growth in current collections over trailing 6 months



## *\$11.4 Million in One-Time Funding for Contracts Appropriated from BSRF in FY25*

- \$3.2 million - Rapid Rehousing
- \$2.2 million - Homelessness Prevention services
- \$1.5 million - Expanded Mobile Crisis Outreach Team coverage
- \$1.3 million - Family Stabilization Grant program
- \$0.6 million - Parent Support Specialists
- \$0.4 million - reproductive health logistical support
- \$0.4 million - quality of life studies
- \$0.3 million - the Community Health Navigator program
- \$0.3 million - family homelessness services
- \$0.2 million - anti-hate education campaign
- \$0.2 million - community violence intervention programming
- \$0.2 million - cost-of-living adjustment for early childhood services contracts
- \$0.2 million - collective sex crimes response model support
- \$0.2 million - Planning community engagement efforts
- \$0.1 million - expansion of substance abuse Continuum of Care
- \$0.1 million - flood insurance premium subsidies



# ARPA - \$188.5M Total Appropriation



## *Estimated Annualized Costs for Continued Services:*

### ***Homeless Strategy Office \$15.4M***

- *Rapid Rehousing and emergency shelters*

### ***Austin Public Health \$3.0M***

- *IT Support and **expanded** Health Equity Line, Communications, STI Mobile Outreach and Community Mobile Immunization*

### ***Economic Development \$12.9M***

- *Community navigator services and **expanded** workforce development and childcare contracts*



# Questions?

For more information on Financial Services | Budget Office:

[AUSTINTEXAS.GOV/BUDGET](https://austintexas.gov/budget)

**Art Featured:**

*Creativity and Culture: A Celebration / Creatividad y Cultura: Una Celebración*  
by Werllayne Nunes

Creativity and Culture: A Celebration, is a project of the Economic Development Department's Art in Public Places program. This four-paneled painting pays homage to the vibrant cultural arts of the African American community in East Austin – past and present, where the work is sited. It was created as part of the East Seventh Street Corridor streetscape, which includes a series of wayfinding obelisks (obeliscos) located at eight intersections.

