



Downtown Area Command Updates

**Downtown Commission
January 15, 2025**

**Lieutenant Christopher Juusola
Christopher.Juusola@AustinTexas.gov**



Topics

- Staffing Update
- DTAC Crime Stats
- Updates
 - E 6th Street
 - Meridian Barricades
- Questions



APD Staffing (1/6/2025)

APD Sworn Staffing Allocation Report

Count of Operational Vacancy	Count of HR Vacancy	Count of PPO Officers	Count of Patrol Officer Vacancy
332	328	54	233

Total Number of Sworn
1,488

Operational Vacancy – vacant position plus long term leave or special assignments. HR Vacancy – vacant position

APD Staffing



2024 Sworn Separation Report

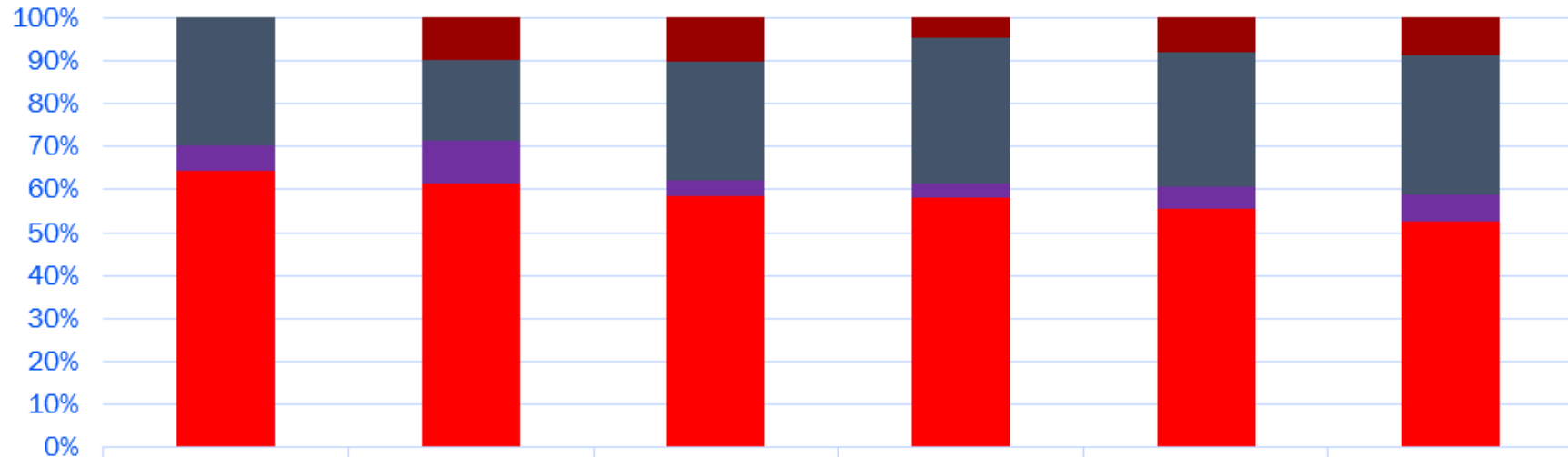
Month	Retirements	Resignations	Terminations	Deaths	Total
January	6	1			7
February	0	0			0
March	0	0			0
April	0	0			0
May	1	0			1
June	0	0			0
July	0	0			0
August	0	0			0
September	0	0			0
October	0	0			0
November	0	0			0
December	0	0			0
Annual Total	7	1	0	0	8

2024 Total	2023 Total	2022 Total
9	15	18
12	19	5
15	44	14
11	24	12
7	9	23
10	6	16
5	11	17
7	8	8
1	6	11
9	4	9
5	12	6
7	3	9
98	161	148

APD Staffing



Patrol Officer Staffing, Leave and Vacancy Rates by Command



	DTAC	Central Patrol	Northeast Patrol	East Patrol	North Patrol	South Patrol
■ PPO Rate Patrol Officers	.%	10.%	10.19%	4.67%	8.13%	8.94%
■ Vacancy Rate Patrol Officers	29.81%	18.57%	27.78%	34.%	31.25%	32.4%
■ Leave Rate Patrol Officers	5.77%	10.%	3.7%	3.33%	5.%	6.15%
■ Staffing Rate Patrol Officers	64.42%	61.43%	58.33%	58.%	55.63%	52.51%


■ Staffing Rate Patrol Officers ■ Leave Rate Patrol Officers ■ Vacancy Rate Patrol Officers ■ PPO Rate Patrol Officers



DTAC Property Crime

Select Year:
 Select Month:
 Select Council District:
 Select APD Sector:
 Select NIBRS Category:
 Select Census Block Group:

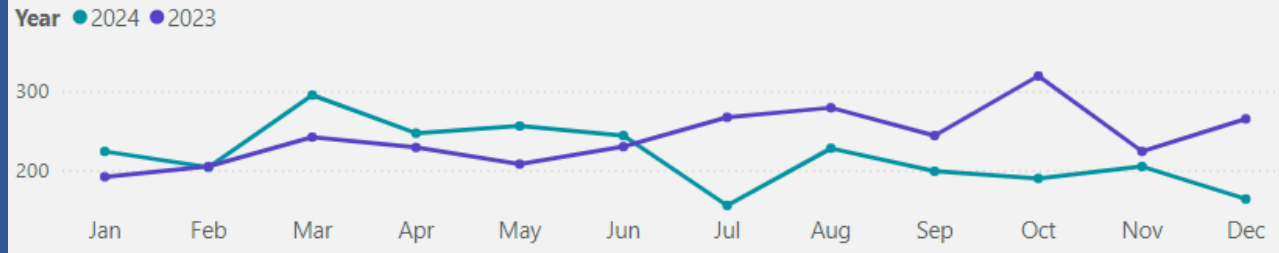
Crimes by Council District



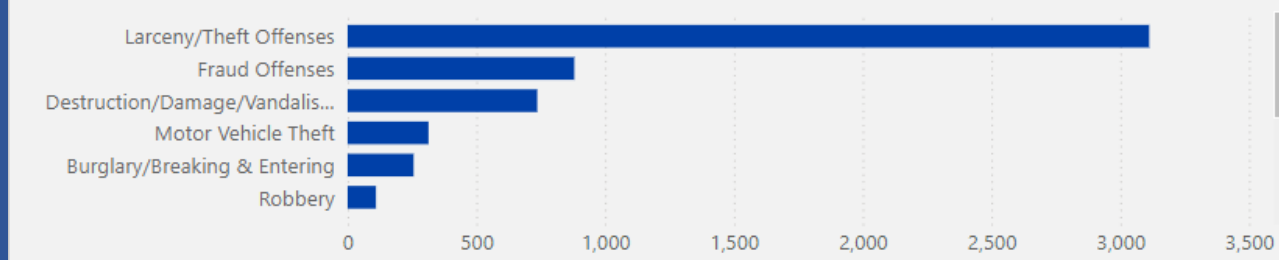
NIBRS Crimes

Description	2024	2023
120 Robbery	53	57
200 Arson	7	12
210 Extortion / Blackmail	5	3
220 Burglary / Breaking & Entering	115	141
23A Theft: Pocket Picking	464	477
23B Theft: Purse Snatching	3	3
23C Theft: Shoplifting	38	35
23D Theft: from Building	5	11
23E Theft: Coin Op Machine		2
23F Theft: from Motor Vehicle (BOV)	241	296
23G Theft: Motor Vehicle Parts or Accessories	30	36
23H Theft: All Other Larceny	698	773
240 Motor Vehicle Theft	154	160
250 Counterfeiting / Forgery	28	49
26A Fraud: False Pretenses / Swindle / Confidence Game	108	90
26B Fraud: Credit Card / ATM Fraud	240	323
26C Fraud: Impersonation	38	81
270 Embezzlement	1	
280 Stolen Property	1	
290 Destruction / Damage / Vandalism of Property	382	354
510 Bribery	1	1

Crimes by Month & Year



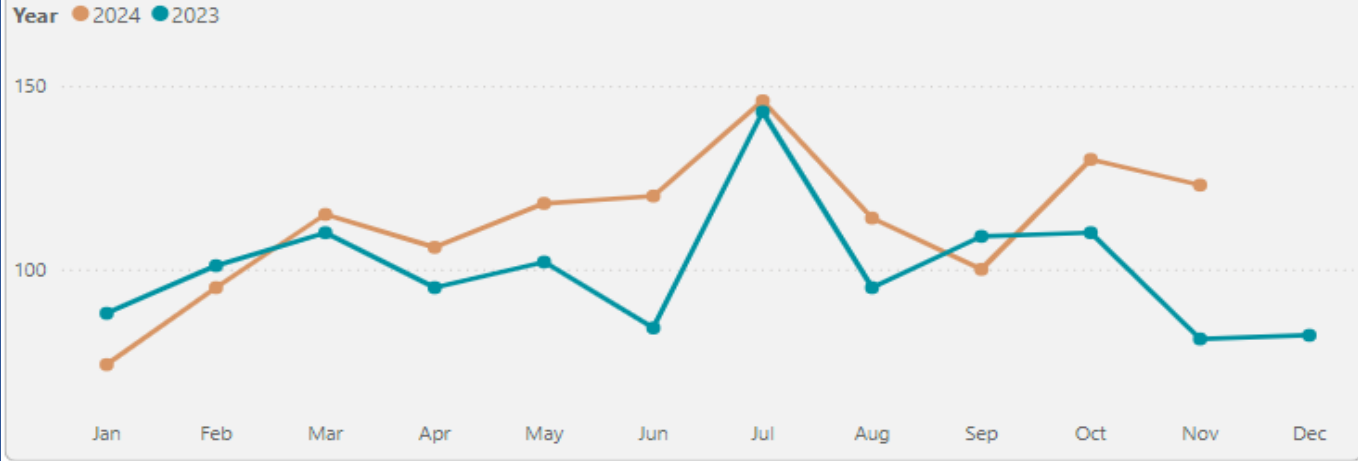
Crimes by NIBRS Group



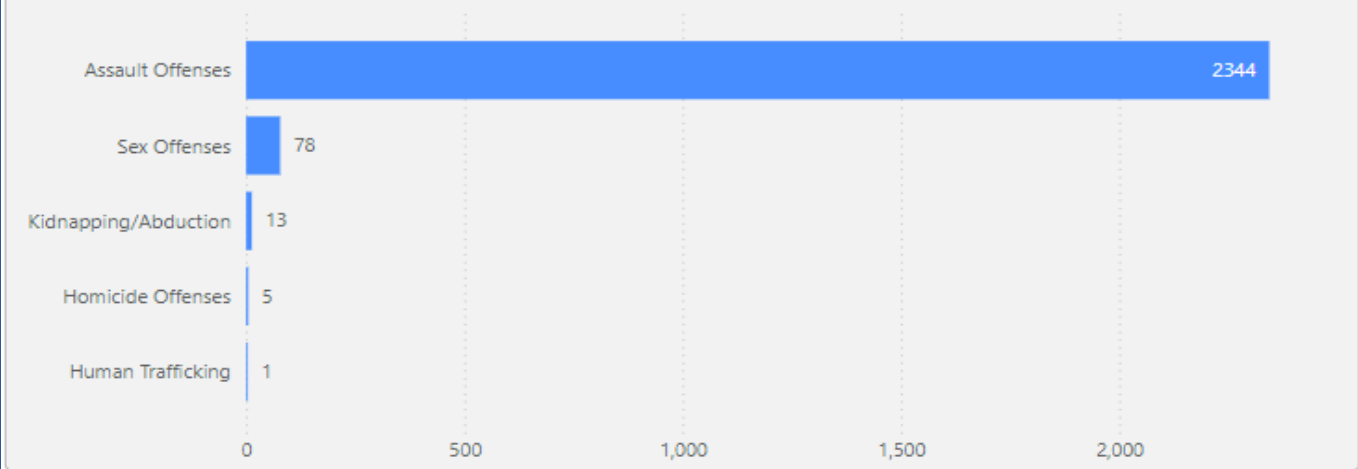


DTAC Violent Crime

Crimes by Month & Year



Crimes by NIBRS Group



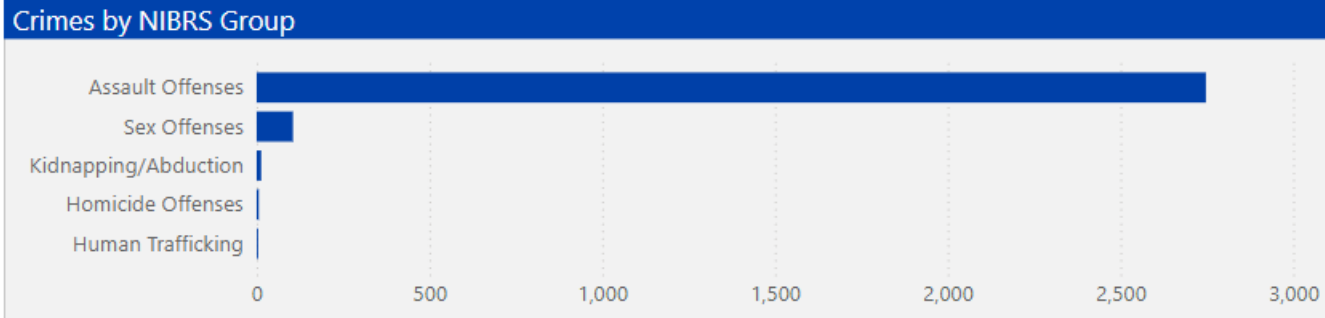
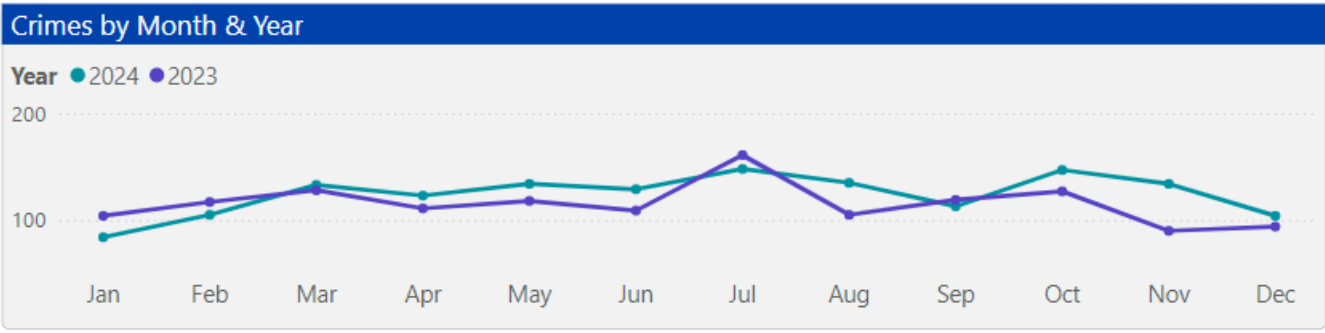
NIBRS Crimes

Description	2024	2023
09A Homicide: Murder and Non- Negligent Manslaughter	2	2
09B Homicide: Negligent Manslaughter	1	
100 Kidnapping / Abduction	5	8
11A Rape	11	19
11B Sodomy	4	2
11C Sexual Assault with an Object	6	3
11D Fondling	17	16
13A Aggravated Assault	99	141
13B Simple Assault	891	828
13C Intimidation	205	180
64A Human Trafficking, Commercial Sex Acts		1



DTAC Violent Crime

Multiple selections All All George Crimes Against Persons All



NIBRS Crimes

Description	2024	2023
09A Homicide: Murder and Non- Negligent Manslaughter	3	2
09B Homicide: Negligent Manslaughter	1	
100 Kidnapping / Abduction	4	9
11A Rape	18	29
11B Sodomy	4	3
11C Sexual Assault with an Object	8	3
11D Fondling	19	21
13A Aggravated Assault	129	172
13B Simple Assault	1,044	924
13C Intimidation	259	219
64A Human Trafficking, Commercial Sex Acts		1



DTAC Crimes Against Society

Multiple selections

All

All

George

Crimes Against Society

All

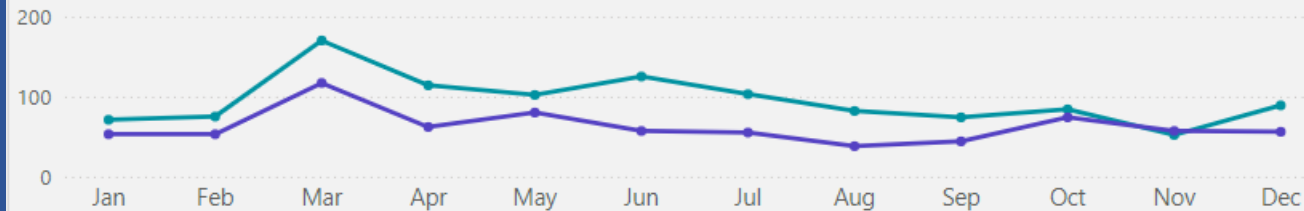
Crimes by Council District

9

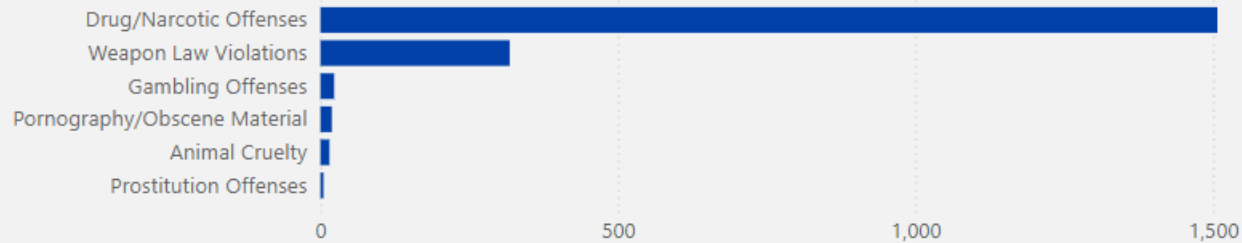
1,884

Crimes by Month & Year

Year ● 2024 ● 2023



Crimes by NIBRS Group



NIBRS Crimes

Description	2024	2023
35A Drug / Narcotic Violations	568	415
35B Drug Equipment Violations	370	154
370 Pornography / Obscene Material	10	9
39A Gambling: Betting / Wagering	14	8
39C Gambling: Equipment Violations	1	
40A Prostitution	1	3
40C Purchasing Prostitution		1
520 Weapon Law Violations	167	151
720 Animal Cruelty	10	5

E 6th St Project Overview

Traffic Plan

- West Bound Traffic Only
- No North/South Traffic
- Widened “Sidewalks”
- Devices to Keep Pedestrians Out of Roadway
- Devices to Keep Vehicles Out of Pedestrian Areas
- Increased Traffic Enforcement

Stakeholder Mindset


- Regular Stakeholder Meetings
- Advocate for Economic Development
- Advocate for Safer Environment
- Advocate for Better Business Practices

Data Capture

- Violent Crime
- Property Crime
- Response to Resistance Incidents
- Collisions
- Sales Data (Alcohol)

“Devices”

- Fences- Keeps Pedestrians Out of Roadway

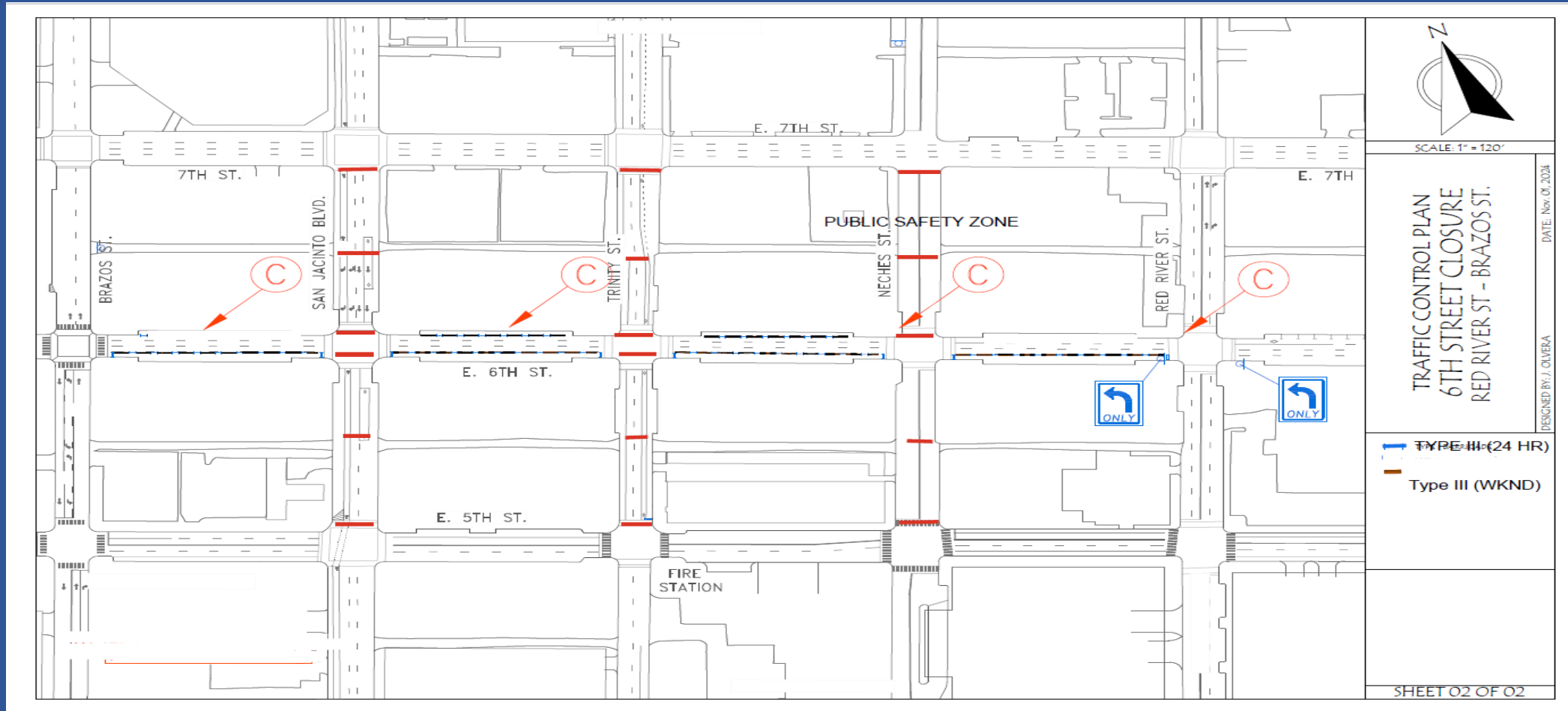


- Engineered Curbs- Keeps Vehicles Out of Pedestrian Areas



Traffic Plan

- South Side= Blocked, 1 lane + Parking Lane
- North Side= Blocked, Parking Lane Only





Upcoming Projects (Stay Tuned)

- Spring Festival Season
- Increased DTAC Police Staffing
- Changes to DTAC Patrol Area



Questions?

- Mark Clemens, DTAC Commander
 - Mark.Clemens@AustinTexas.gov
- Christopher Juusola, DTAC Operations Lieutenant
 - Christopher.Juusola@AustinTexas.gov