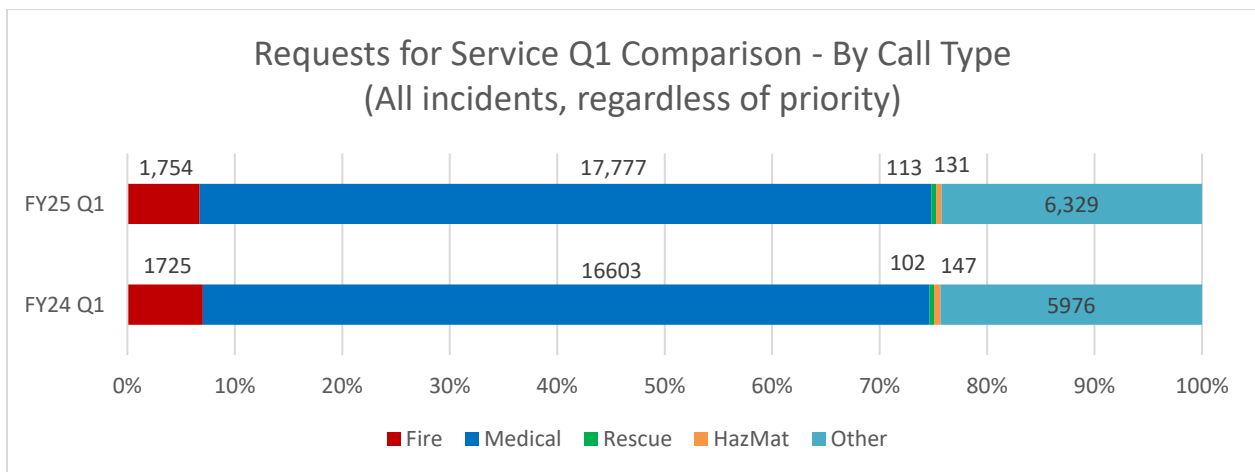
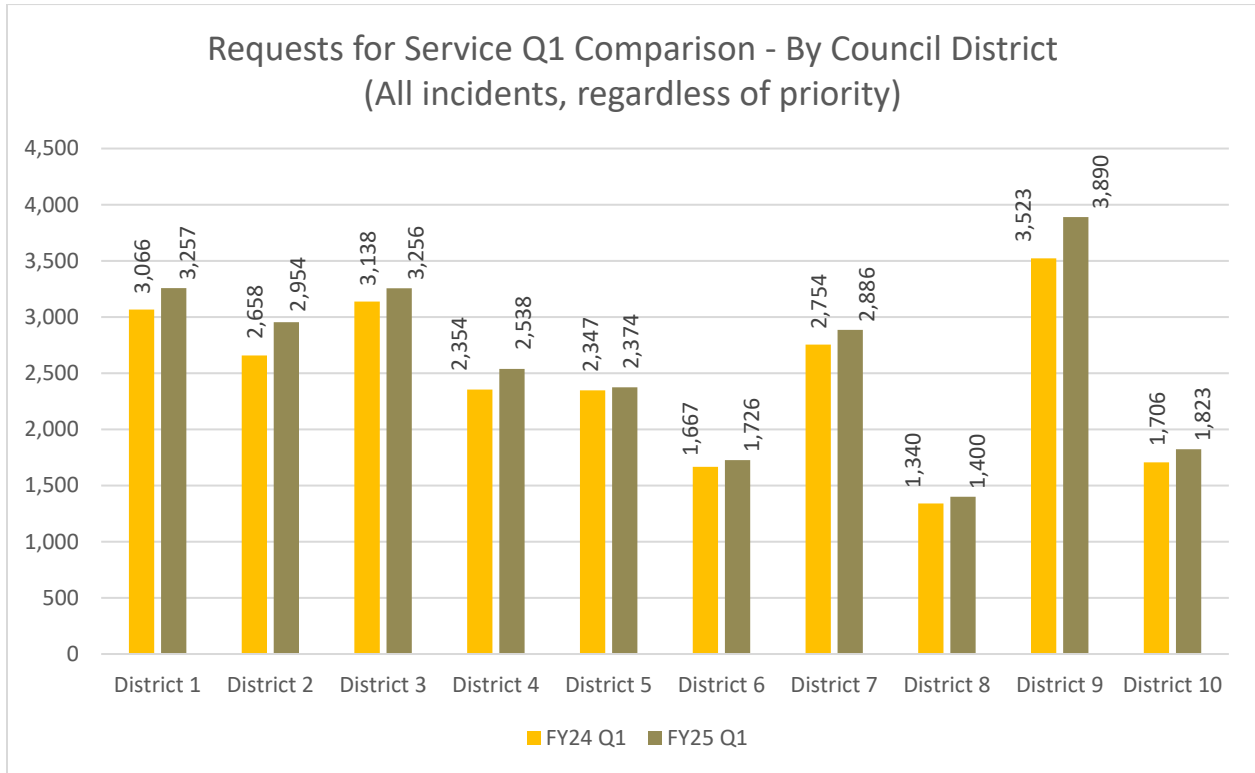
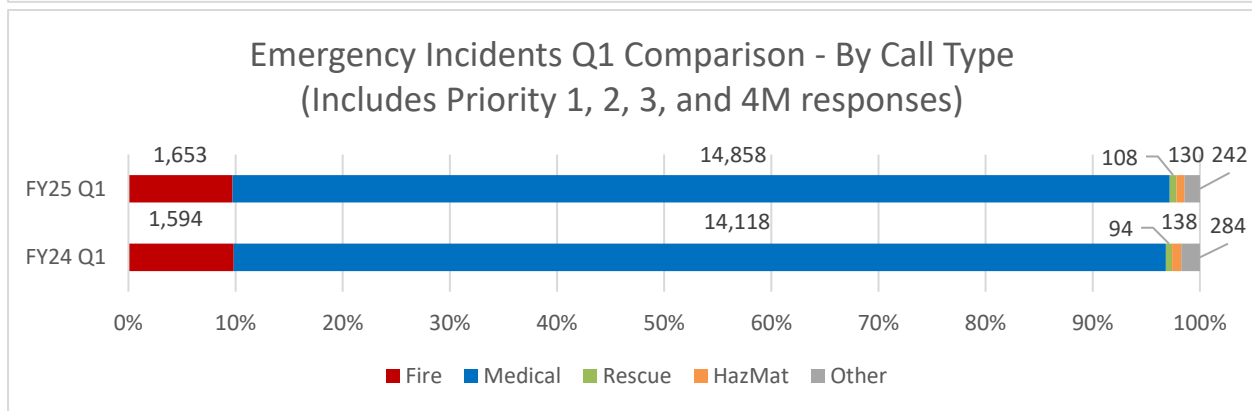
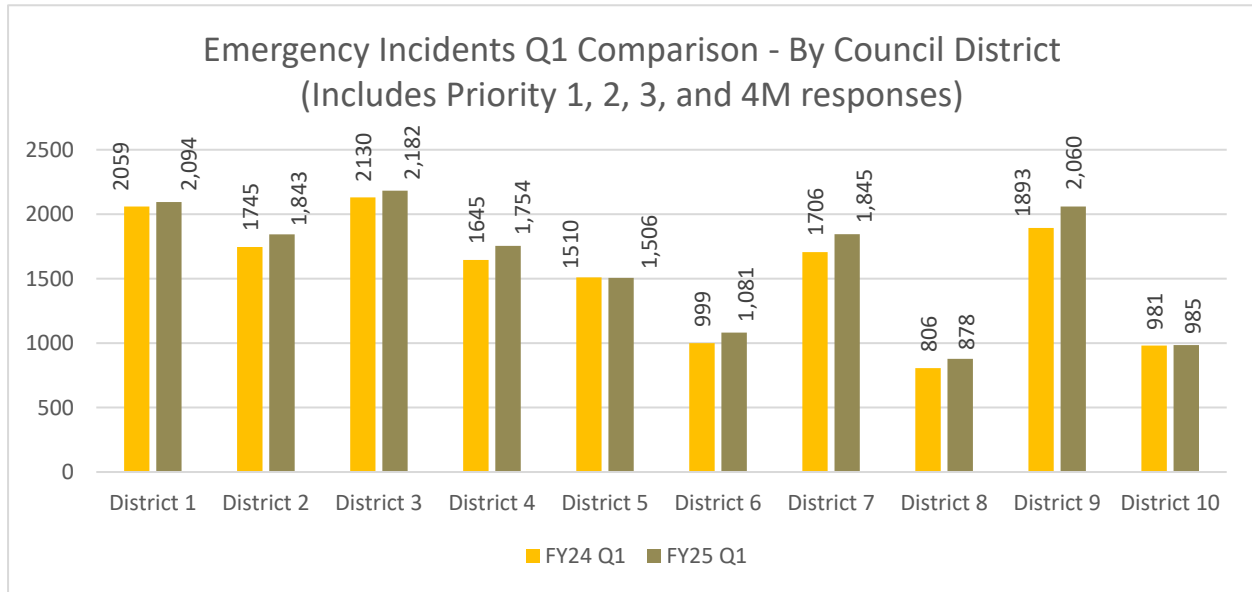




**Public Safety Commission
 Austin Fire Department Quarterly Report
 FY25 Q1 Data**

Fire Operations





	FY24 Q2		FY24 Q3		FY24 Q4		FY25 Q1	
	Response Time	Emergency Incidents	Response Time	Emergency Incidents	Response Time	Emergency Incidents	Response Time	Emergency Incidents
District 1	10:36	2,064	10:44	2,093	10:28	2,201	0:10:33	2,094
District 2	11:16	1,613	10:51	1,736	11:02	1,800	0:10:51	1,843
District 3	10:54	2,088	11:05	2,151	10:55	2,294	0:09:54	2,182
District 4	10:35	1,598	10:31	1,618	10:47	1,682	0:10:41	1,754
District 5	10:17	1,507	9:55	1,522	10:18	1,586	0:10:19	1,506
District 6	11:07	1,002	10:58	1,051	10:56	1,079	0:10:47	1,081
District 7	10:24	1,774	10:13	1,628	10:26	1,753	0:10:31	1,845
District 8	11:07	797	10:25	803	10:12	791	0:10:28	878
District 9	09:16	1,843	9:14	1,898	08:57	2,111	0:08:55	2,060
District 10	10:20	971	10:46	1,010	10:41	982	0:10:28	985

**Emergency incidents are Priorities 1, 2, 3, and 4M responses. Response times include emergency incidents only and are measured at the 90th percentile from the time of call receipt by AFD/ATCEMS Call Taker to the time that the first frontline unit arrives on-scene.*



Overdose Response

In December 2021, all AFD personnel received hands on training for Naloxone administration and each unit received a stock of the medication.

	FY24 Q2	FY24 Q3	FY24 Q4	FY25 Q1
Total calls where Narcan was given	138	169	96	88
Number of times AFD administered or assisted	71	114	53	51
Patient improvement cases	95	114	72	63

Investigations

**National clearance rate is 22%.*

Historic (past quarter) data may increase over time due to investigative work. Updated data is provided.

	FY24 Q2	FY24 Q3	FY24 Q4	FY25 Q1
Arson fires identified	58	47	39	44
Percent of arson fires cleared	47%	40%	41%	43%
Arson fires cleared by arrest	19	15	10	13
Arson fires cleared by citation	8	4	6	6

Office of the Fire Marshal

The Compliance Engine (TCE) tracks compliance and non-compliance for all fire protection systems in commercial properties across the City of Austin. This allows AFD to track annual fire systems reports, deficiencies and repair reports and receive immediate notification of system impairments.

	FY24 Q2	FY24 Q3	FY24 Q4	FY25 Q1
Percentage of City of Austin fire system tracking for compliance and non-compliance	86%	85%	85%	85%

Community Outreach

Adjustments to prior quarters reflect event paperwork received after the quarter ended.

AFD's Free Smoke Alarm Program offers smoke alarms to homeowners that live in the City of Austin Fire Department's Jurisdiction and are in need of working smoke alarms. To participate, call: (512) 974-0299

	FY24 Q2	FY24 Q3	FY24 Q4	FY25 Q1
Number of smoke alarms installed	507	192	103	319

Community Outreach and firefighters provide vial "hands-on" fire extinguisher training and home safety awareness demonstrations.

	FY24 Q2	FY24 Q3	FY24 Q4	FY25 Q1
Fire safety training conducted	171	264	269	295

Red Angels, with Austin Community College's nursing program, provides "in-home" health wellness checks (blood pressure, glucose, temperature, heart rate) and conducts home hazard assessments.

	FY24 Q2	FY24 Q3	FY24 Q4	FY25 Q1
Red Angels Visits	65	0	4	80