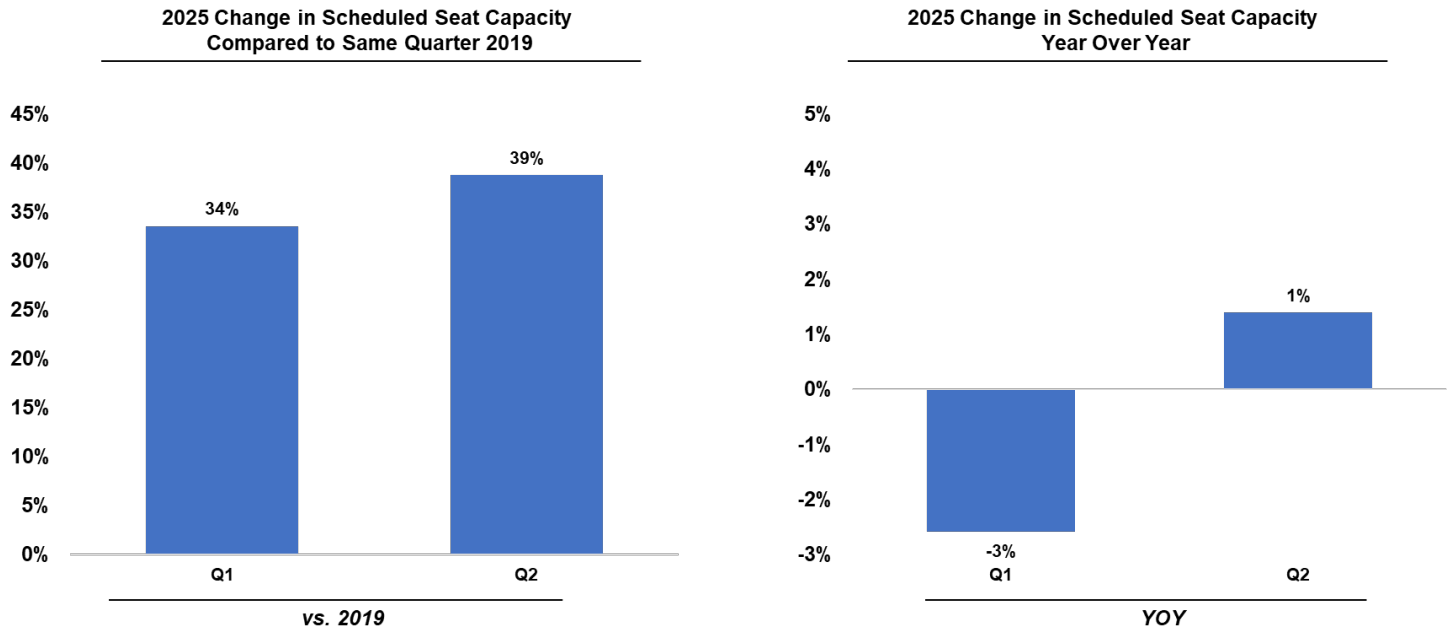


March 2025 Air Service Snapshot

AUS quarterly seat comparisons, Q1 2025 and Q2 2025 compared to 2019 (pre-Covid) in left chart, and compared to year over year (YoY) 2024 in right chart:



Source: Cirium schedule data.

Highlights of recent air service announcements/developments include:

- **Aeromexico** Added MEX #2 daily effective June 26 '25; 2x daily flights will be operated with 99-seat E190 for a 24% capacity increase (instead of the 1x daily 160-seat B737)
- **Air Canada** will serve YUL May 2 – Oct. 24 '25, and YVR May 1 – Oct. 25 '25; YVR will return at 4/wk and increase to 5/wk for June – September '25; AC upgauged YYZ from A319 (136 seats) to A320 (168 seats) eff. May 1 '25
- **Allegiant** closed its AUS crew base on January 7 '25 and service is permanently cancelled to BZN, FSD, SDF & SNA; extended schedules for Feb 12 – May 13 '25 and will serve 6 markets: AVL, CVG, DSM, GRR, PVU & TYS; extended schedules for May 14 – Sept. 2 '25 and will serve 12 markets: AVL, CVG, DSM, GRR, IAD, IND, LAS, PIT, PVU, SFB, SRQ & TYS; extended schedules for Sept. 3 – Nov. 18 '25 and will serve 6 markets: AVL, CVG, DSM, GR,R PVU & TYS
- **American** summary of 2024/2025 service changes:
 - Discontinued ABQ, BNA, BOS, BZN, CVG, CZM, EGE, ELP, IAD, IND, JAX, LAS, LIR, MBI, MCI, MCO, MEM, MSY, NAS, OKC, PUJ, PSP, PVR, RDU, RNO, RNO, RSW, SMF, SNA, TPA, TUL & VPS
 - AA will serve 14 markets from AUS in Q1 2025 (a 27% reduction in seat capacity YoY)
 - Added AGS roundtrips on April 6, 11 & 14 '25 for the Masters Golf
 - Added SDF flights on May 1 and 4 '25 for Kentucky Derby
- **British Airways** downgauged LHR #1 from A350-1000 (331 seats) to B777-200ER (272 seats) starting Mar. 29 '25; added LHR #2 daily, eff. Mar. 31 '25 which will operate 6/Wk (all days except Sunday); second frequency in Summer 2025 (March 20-Oct. 25 '25) will be mix of B787-8 and -9
- **Copa** added flights on March 9, 16 & 23 '25 (Sundays)
- **Delta** summary of service changes:

- New markets: MSY (eff. Feb. 27 '25), ECP (eff. Mar. 9 '25), IND, JAX & MEM (eff. May 7 '25), SFO & TPA (eff. June 8 '25)
- Added AGS roundtrips in April '25 for the Masters golf tournament and CMH for weekend of Aug. 29 '25 for college football
- **Frontier** new service to CVG (2/Wk eff Mar. 7 '25) ORD (3/Wk eff. Mar. 6 '25) MCO (3-6/Wk eff. Mar. 6 '25) & PHX (2/Wk eff. Mar. 7 '25); announced new service to MIA 3/Wk and PHL 3/Wk eff. May 22 '25
- **Hawaiian** last day of nonstop HNL service will be March 26, '25
- **KLM** AMS will be served 3/wk in '25 except for June which has 5/wk
- **Lufthansa** extended the B787-9 service for Oct. 28 '24– Mar. 29 '25 (IATA winter season) with 3/Wk; downgauged FRA from 294-seat B787-9 to 255-seat A330 for Mar. 31-Oct. 30 '25
- **Southwest** summary of service changes:
 - OMA will operate on Saturdays for Nov. 23 '24– Mar. 1 '25
 - New year-round weekday MKE service starts on March 6 '25, and new seasonal 3/Wk RNO service starts on March 6 '25; added SDF flights on May 1 & 4, '25 for Kentucky Derby
 - BOS will be served daily eff. June 5 '25
 - Added new daily service to SFO effective August 5 '25
 - Added new 6/Wk service to JAX effective Oct. 2 '25
 - Southwest daily departures for 2025 shown below (128 daily departures for Oct. 2-Nov. 1 is a new record for Southwest at AUS):

Time Period	Daily Departures							
	Mon/Thur/Fri	YoY Chg	Tues/Wed	YoY Chg	Sat	YoY Chg	Sun	YoY Chg
April 8 - June 4	120	(3)	106	(10)	76	(7)	118	1
June 5 - Aug. 4	125		117	1	93	4	112	12
Aug. 5 - Oct. 1	112	4	90	2	62		105	2
Oct. 2 - Nov. 1	128	5	112	15	72	1	112	4

- **VivaAerobus** increased MTY from 3/Wk-4/WK for Jan 8 '25 – Mar 26 '25; upgauged 4/Wk MTY eff. Feb. 17 '25 from to 180-seat A320 to 240-seat A321neo, 33% more capacity
- **WestJet** YYC will return to AUS on May 12 '25 and increases from twice weekly to three times weekly frequency for the 2025 season; announced new 3/Wk service to YVR eff. May 11 '25
- **March '25 v March '24 (down 2 destinations based on monthly schedules):**
 - + destinations: CLE, MFE, MKE & RNO
 - – destinations: CZM, FSD, LIR, NAS, PUJ & SFB

New AUS Nonstop Service for 2025:

Destination	Airline	Start Date	Type	Other Airlines Serving the Route
New Orleans, LA (MSY)	Delta	2/27/2025	Year-round	Southwest
Chicago-O'Hare, IL (ORD)	Frontier	3/6/2025	TBD	American, United & Southwest
Milwaukee, WI (MKE)	Southwest	3/6/2025	Year-round	<i>New Route</i>
Orlando, FL (MCO)	Frontier	3/6/2025	TBD	Delta, Spirit & Southwest
Reno, NV (RNO)	Southwest	3/6/2025	Seasonal	<i>New Route</i>
Cincinnati, OH (CVG)	Frontier	3/7/2025	TBD	Delta & Allegiant
Phoenix, AZ (PHX)	Frontier	3/7/2025	TBD	American & Southwest
Panama City, FL (ECP)	Delta	3/9/2025	Year-round	American & Southwest
Indianapolis, IN (IND)	Delta	5/7/2025	Year-round	Allegiant & Southwest
Jacksonville, FL (JAX)	Delta	5/7/2025	Year-round	<i>New Route</i>
Memphis, TN (MEM)	Delta	5/7/2025	Year-round	<i>New Route</i>
Vancouver, Canada (YVR)	WestJet	5/11/2025	Seasonal	Air Canada
Miami (MIA)	Frontier	5/22/2025	TBD	American & Southwest
Philadelphia (PHL)	Frontier	5/22/2025	TBD	American
San Francisco, CA (SFO)	Delta	6/8/2025	Year-round	Alaska & United
Tampa, FL (TPA)	Delta	6/8/2025	Year-round	Southwest
San Francisco, CA (SFO)	Southwest	8/5/2025	Year-round	Delta & United
Jacksonville, FL (JAX)	Southwest	10/2/2025	Year-round	Delta

Source: Cirium schedule data.

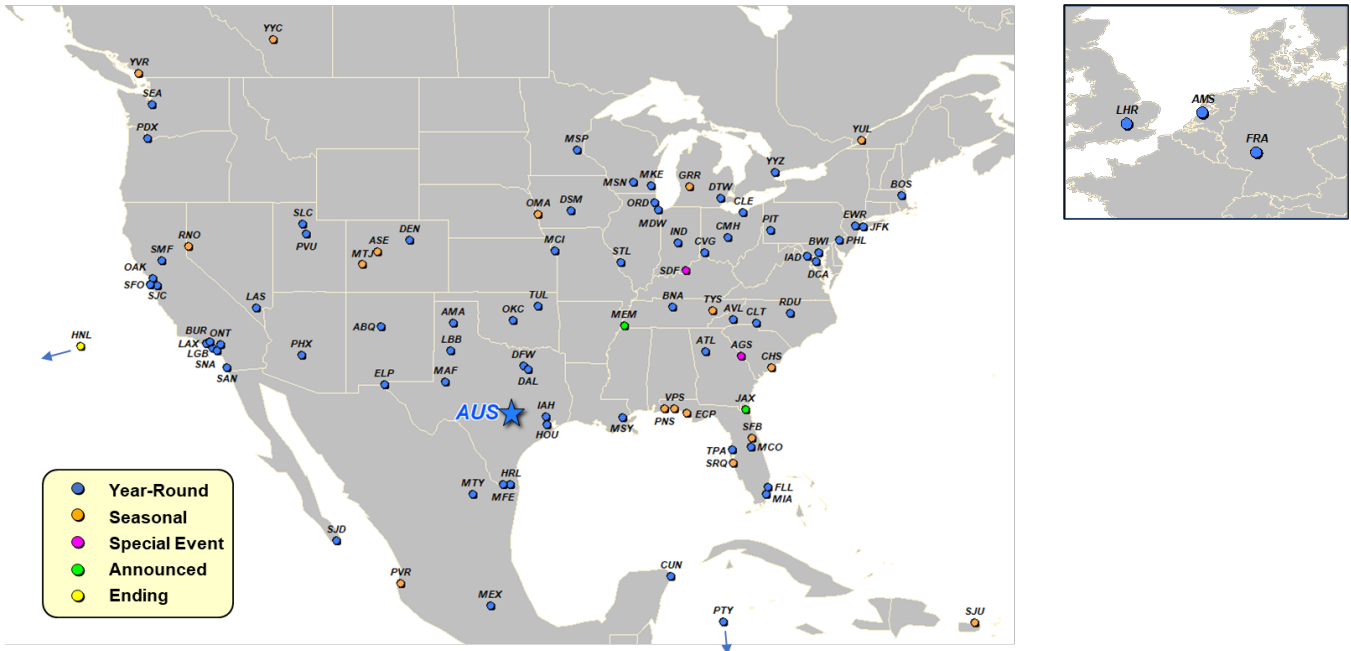
March air service comparison:

Average Daily	Mar. 2024	Mar. 2025	Change	Change %
Nonstop Destinations	82	80	-2	-2%
Carriers	18	18	n.c.	n.c.
Nonstop Departures	244	248	+4	+1%
Nonstop Seat Departures	37,740	37,916	+176	+1%
Average Seats/Aircraft	155	153	-2	-1%

March	No. Nonstop Destinations	Average Daily Departures	Average Daily Seats	Average Aircraft Size
2019	60	187	27,762	148
2020	56	195	29,681	152
2021	49	120	17,595	146
2022	87	256	36,372	142
2023	89	266	39,823	150
2024	82	244	37,740	155
2025	80	248	37,916	153

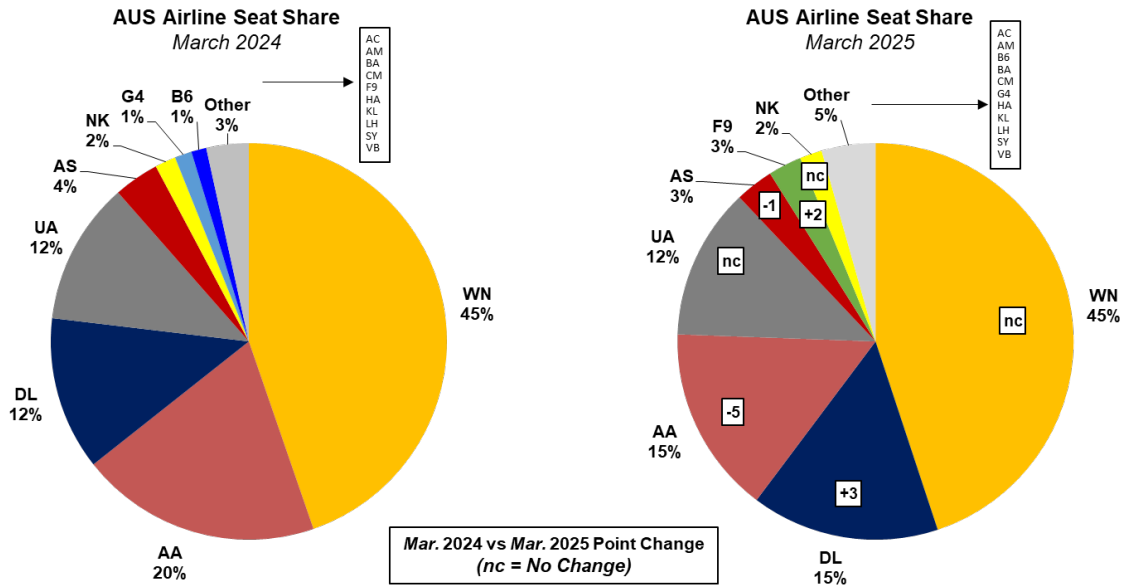
Source: Cirium schedule data.

Current AUS air service:



Source: Cirium schedule data.

March 2025 v. 2024 carrier seat share comparison:

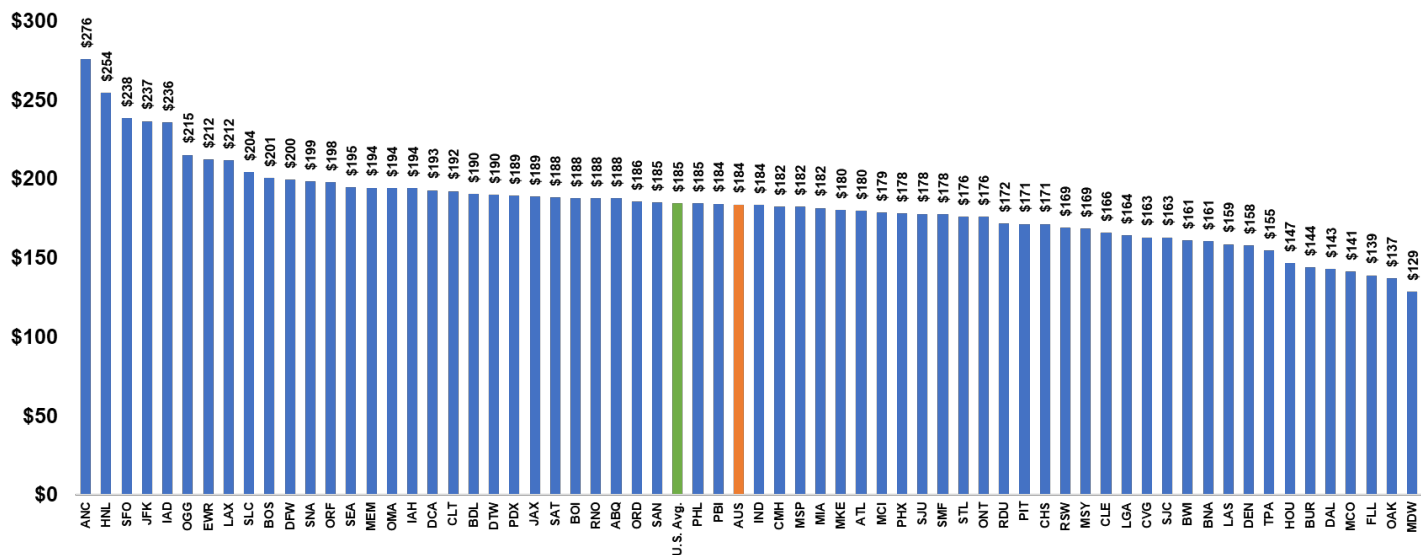


Source: Cirium schedule data.

AUS Connecting Traffic Trends:

Based on U.S. DOT O&D Passenger Survey, Cirium *FM Traffic* and ABIA statistics: 14.9% of AUS passengers in Q3 2024 were connecting between flights at the Airport.

One-Way Domestic Fares for U.S. Medium & Large Hub Airports



Source: U.S. DOT, O&D Survey, YE Q3 2024

Top 10 AUS Domestic Markets Without Nonstop Service

(Source: YE Q3 2024 DOT O&D Survey)

- 1 Richmond (RIC)
- 2 Boise (BOI)
- 3 Ft. Myers (RSW)
- 4 Hartford (BDL)
- 5 Louisville (SDF)
- 6 Colorado Springs (COS)
- 7 Norfolk (ORF)
- 8 Birmingham (BHM)
- 9 Buffalo (BUF)
- 10 Savannah (SAV)

Top 10 AUS International Markets Without Nonstop Service

(Source: YE Nov. 2024 FM Traffic)

- 1 Paris (CDG)
- 2 Liberia (LIR)
- 3 Rome (FCO)
- 4 Seoul (ICN)
- 5 San Jose (SJO)
- 6 Dublin (DUB)
- 7 Sao Paulo (GRU)
- 8 Barcelona (BCN)
- 9 Madrid (MAD)
- 10 Tokyo (HND)

AUS Airline Codes:

AA	American Airlines	HA	Hawaiian Airlines
AC	Air Canada	KL	KLM-Royal Dutch Airlines
AM	Aeromexico	LH	Lufthansa German Airlines
AS	Alaska Airlines	NK	Spirit Airlines
B6	JetBlue Airways	SY	Sun Country Airlines
BA	British Airways	UA	United Airlines
CM	Copa Airlines	VB	VivaAerobus
DL	Delta Air Lines	WN	Southwest Airlines
F9	Frontier Airlines	WS	WestJet
G4	Allegiant Air		

Airport Codes:

ABQ	Albuquerque, NM	MEM	Memphis, TN
AMA	Amarillo, TX	MEX	Mexico City, Mexico
AMS	Amsterdam, Netherlands	MFE	McAllen, TX
ANC	Anchorage	MIA	Miami, FL
ATL	Atlanta, GA	MKE	Milwaukee, WI
AVL	Asheville, NC	MSN	Madison, WI
BDL	Hartford, CT	MSP	Minneapolis/St. Paul, MN
BHM	Birmingham, AL	MSY	New Orleans, LA
BNA	Nashville, TN	MTY	Monterrey, Mexico
BOI	Boise, ID	OAK	Oakland, CA
BOS	Boston, MA	OGG	Kahului – Maui, HI
BUR	Burbank, CA	OKC	Oklahoma City, OK
BWI	Baltimore, MD	OMA	Omaha, NE
CHS	Charleston, SC	ONT	Ontario, CA
CLE	Cleveland, OH	ORD	Chicago O'Hare, IL
CLT	Charlotte, NC	ORF	Norfolk, VA
CMH	Columbus, OH	PBI	Palm Beach, FL
CUN	Cancun, Mexico	PDX	Portland, OR
CVG	Cincinnati, OH	PHL	Philadelphia, PA
CZM	Cozumel, Mexico	PHX	Phoenix, AZ
DAL	Dallas, TX	PIT	Pittsburgh, PA
DCA	Washington Reagan, DC	PSP	Palm Springs, CA
DEN	Denver, CO	PUJ	Punta Cana, Dominican Rep.
DFW	Dallas/Ft. Worth, TX	PTY	Panama City, Panama
DSM	Des Moines, IA	PVR	Puerto Vallarta, Mexico
DTW	Detroit, MI	PVU	Provo, UT
ECP	Panama City, FL	RDU	Raleigh-Durham, NC
ELP	El Paso, TX	RNO	Reno, NV
EUG	Eugene, OR	RSW	Ft. Myers, FL
EWR	Newark, NJ	SAN	San Diego, CA
FLL	Ft. Lauderdale, FL	SAT	San Antonio, TX
FRA	Frankfurt, Germany	SDF	Louisville, KY
FSD	Sioux Falls, SD	SEA	Seattle, WA
GRR	Grand Rapids, MI	SFB	Sanford, FL
HNL	Honolulu, HI	SFO	San Francisco, CA
HOU	Houston Hobby, TX	SGF	Springfield, MO
HRL	Harlingen, TX	SJC	San Jose, CA
IAD	Washington Dulles, DC	SJD	San Jose del Cabo, Mexico
IAH	Houston Intercontinental, TX	SJO	San Jose, Costa Rica
IND	Indianapolis, IN	SJU	San Juan, Puerto Rico
JAX	Jacksonville, FL	SLC	Salt Lake City, UT
JFK	New York JFK, NY	SMF	Sacramento, CA
LAS	Las Vegas, NV	SNA	Orange County, CA
LAX	Los Angeles, CA	SRQ	Sarasota, FL
LBB	Lubbock, TX	STL	St. Louis, MO
LGA	New York – LaGuardia, NY	TPA	Tampa, FL

LGB	Long Beach, CA	TUL	Tulsa, OK
LHR	London, UK	TYS	Knoxville, TN
LIR	Liberia, Costa Rica	VPS	Valparaiso, FL
MAF	Midland/Odessa, TX	YUL	Montreal, Canada
MCI	Kansas City, MO	YVR	Vancouver, Canada
MCO	Orlando, FL	YYC	Calgary, Canada
MDW	Chicago Midway, IL	YYZ	Toronto, Canada

Kazanoff Feb. 26, 2025 submittal