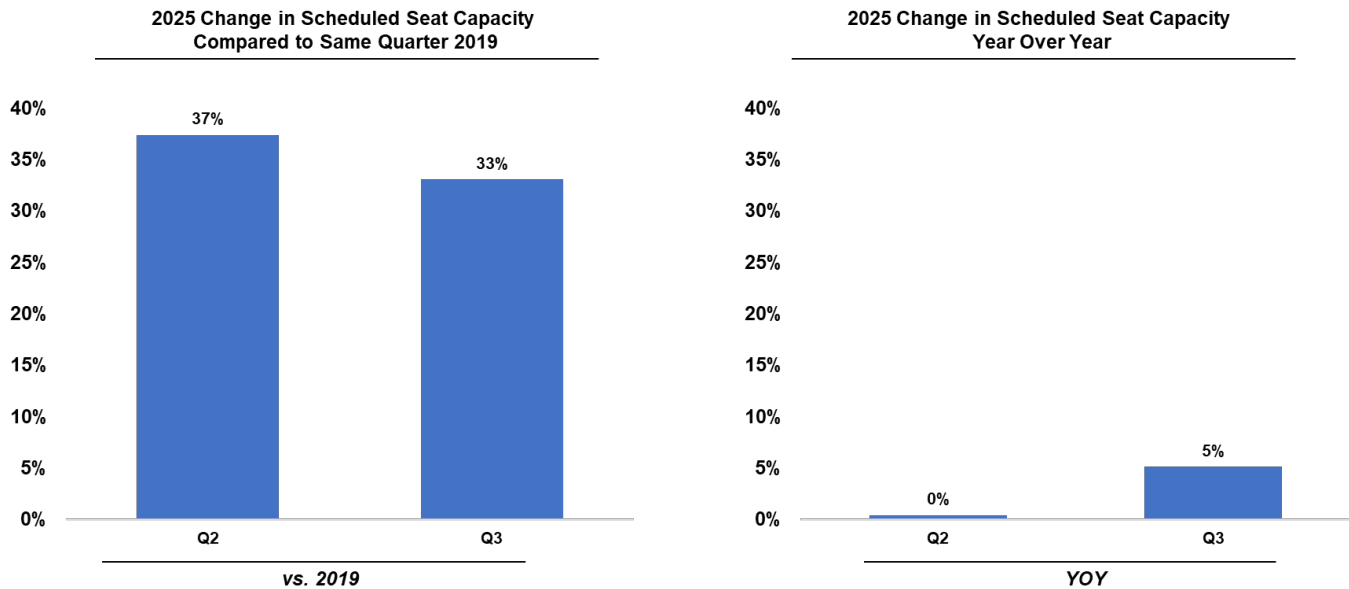


May 2025 Air Service Snapshot

AUS quarterly seat comparisons, Q2 2025 and Q3 2025 compared to 2019 (pre-Covid) in left chart, and compared to year over year (YOY) 2024 in right chart:



Source: Cirium schedule data.

Highlights of recent air service announcements/developments include:

- **Aeromexico** reverted back to 1x B737 for Aug 18 '25 – Dec 17 '25 as opposed to 2x E190; this is only a 16% capacity reduction and due to downturn in U.S. demand
- **Air Canada** will serve YUL May 2 – Oct. 24 '25 and YVR May 1 – Oct. 25 '25; YVR will return at 4/wk and increase to 5/wk for June – September '25; extended YUL 3/Wk for Oct 25 '25 – Mar 27 '26 (now loaded year-round)
- **Allegiant** closed its AUS crew base on January 7 '25 so service is permanently cancelled to BZN, FSD, SDF & SNA; extended schedules for Feb 12 – May 13 '25 and will serve 6 markets: AVL CVG DSM GRR PVU & TYS; extended schedules for May 14 – Sept. 2 '25 and will serve 12 markets: AVL CVG DSM GRR IAD IND LAS PIT PVU SFB SRQ & TYS; extended schedules for Sept. 3 – Nov. 18 '25 and will serve 6 markets: AVL CVG DSM GRR PVU TYS
- **American** summary of 2024/2025 service changes:
 - Discontinued ABQ, BNA, BOS, BZN, CVG, CZM, EGE, ELP, IAD, IND, JAX, LAS, LIR, MBI, MCI, MCO, MEM, MSY, NAS, OKC, PUJ, PSP, PVR, RDU, RNO, RSW, SMF, SNA, TPA, TUL & VPS
 - AA will serve 13 markets from AUS in Q2 2025 with 20% reduction in seat capacity YOY
 - Added SDF flights on May 1 and 4 '25 for Kentucky Derby
- **British Airways** downgauged LHR #1 from A350-1000 (331 seats) to B777-200ER (272 seats) starting Mar. 29 '25; added LHR #2 daily, eff. Mar. 31 '25 which will operate 6/Wk (all days except Sunday); second frequency in Summer 2025 (March 20-Oct. 25 '25) will be mix of B787-8 and -9
- **Copa** added extra flights on March 9, 16 & 23 '25 (Sundays)
- **Delta** summary of service changes:
 - New markets: ECP (eff. Mar. 9 '25), IND, JAX & MEM (eff. May 7 '25), SFO & TPA (eff. June 8 '25), CUN (eff. Dec. 20 '25) & SJD (Dec. 20 '25 – Jan. 5 '26)
 - Added GNV for weekend of Oct. 3 '25 for college football
 - HRL will last op. on June 7 '25 but MAF will increase 2x->3x eff. June 8 '25

- **Frontier** new service to CVG (2/Wk eff Mar. 7 '25) ORD (3/Wk eff. Mar. 6 '25) MCO (3-6/Wk eff. Mar. 6 '25) & PHX (2/Wk eff. Mar. 7 '25); new service to MIA 3/Wk and PHL 3/Wk eff. May 22 '25; new service to SAN (4/Wk eff June 13 '25); announced new SAN 4/Wk service eff. June 13 '25
- **Hawaiian** last day of nonstop HNL service was March 26, '25
- **KLM** AMS will be served 3/wk in 2025 except for June with has 5/wk
- **Lufthansa** downgauged FRA from 294-seat B787-9 to 255-seat A330 for Mar. 31-Oct. 30 '25
- **Southwest** summary of service changes:
 - New year-round weekday MKE service started on March 6 '25, and new seasonal 3/Wk RNO service started on March 6 '25; added SDF flights on May 1 & 4, '25 for Kentucky Derby
 - BOS will be served daily eff. June 5 '25 and SFO daily service eff. Aug. 5 '25
 - Added new 6/Wk service to JAX effective Oct. 2 '25
 - ORD service will be discontinued after Nov. 1 '25
 - Southwest daily departures for 2025-2026 shown below (128 daily departures for Oct. 2-Nov. 1 is a new record for Southwest at AUS):

Time Period	Daily Departures							
	Mon/Thur/Fri	YoY Chg	Tues/Wed	YoY Chg	Sat	YoY Chg	Sun	YoY Chg
April 8 - June 4	120	(3)	106	(10)	76	(7)	118	1
June 5 - Aug. 4	125		117	1	93	4	112	12
Aug. 5 - Oct. 1	112	4	90	2	62		105	2
Oct. 2 - Nov. 1	128	5	112	15	72	1	112	4
Nov. 2 - Jan. 5	121	3	101	6	73	7	121	15

- **Spirit** will add DTW on June 12 '25 with 4/Wk
- **VivaAerobus** increased MTY from 3/Wk-4/WK for Jan 8 '25 – Mar 26 '25; upgauged 4/Wk MTY eff. Feb. 17 '25 from to 180-seat A320 to 240-seat A321neo, 33% more capacity
- **WestJet** YYC will return to AUS on May 12 '25 and increases from twice weekly to three times weekly frequency for the 2025 season; YVR service is cancelled for 2025 and will not start on May 11 '25 due to downturn in U.S. demand
- **May '25 v May '24 (down 3 destinations based on monthly schedules):**
 - + destinations: JAX, MEM & MKE
 - – destinations: BZN, EUG, FSD, HNL, OMA & PSP

May air service comparison:

Average Daily	May 2024	May 2025	Change	Change %
Nonstop Destinations	86	83	-3	-3%
Carriers	19	18	-1	-1%
Nonstop Departures	266	260	-6	-2%
Nonstop Seat Departures	40,434	39,813	-621	-1%
Average Seats/Aircraft	152	153	-1	-5%

May	No. Nonstop Destinations	Average Daily Departures	Average Daily Seats	Average Aircraft Size
2019	64	197	29,284	149
2020	48	47	6,872	147
2021	55	151	22,447	149
2022	86	263	38,740	148
2023	88	267	40,347	151
2024	86	266	40,434	152
2025	83	260	39,813	153

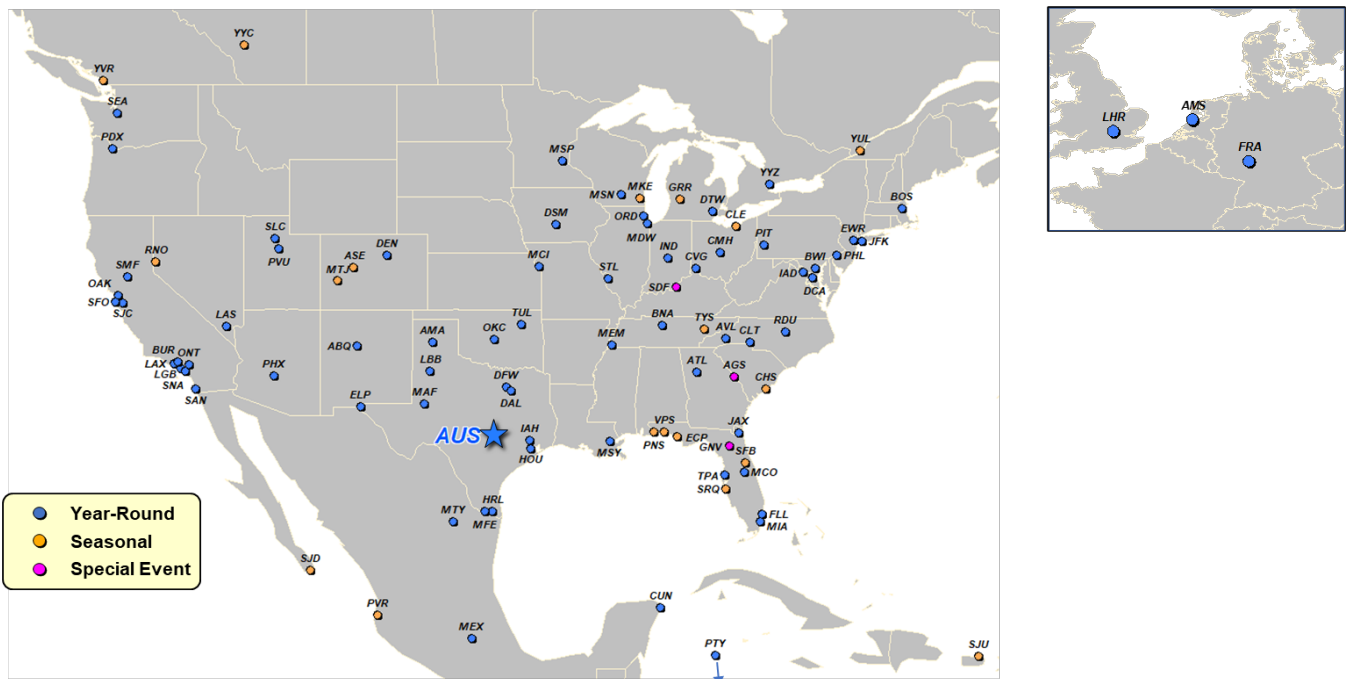
Source: Cirium schedule data.

New AUS Nonstop Service for 2025:

Destination	Airline	Start Date	Type	Other Airlines Serving the Route
Chicago-O'Hare, IL (ORD)	Frontier	3/6/2025	TBD	American, Southwest & United
Milwaukee, WI (MKE)	Southwest	3/6/2025	Year-round	<i>New Route</i>
Orlando, FL (MCO)	Frontier	3/6/2025	TBD	Delta, Southwest & Spirit
Reno, NV (RNO)	Southwest	3/6/2025	Seasonal	<i>New Route</i>
Cincinnati, OH (CVG)	Frontier	3/7/2025	TBD	Allegiant & Delta
Phoenix, AZ (PHX)	Frontier	3/7/2025	TBD	American & Southwest
Panama City, FL (ECP)	Delta	3/9/2025	Year-round	American & Southwest
Indianapolis, IN (IND)	Delta	5/7/2025	Year-round	Allegiant & Southwest
Jacksonville, FL (JAX)	Delta	5/7/2025	Year-round	<i>New Route</i>
Memphis, TN (MEM)	Delta	5/7/2025	Year-round	<i>New Route</i>
Miami (MIA)	Frontier	5/22/2025	TBD	American & Southwest
Philadelphia (PHL)	Frontier	5/22/2025	TBD	American
San Francisco, CA (SFO)	Delta	6/8/2025	Year-round	Alaska & United
Tampa, FL (TPA)	Delta	6/8/2025	Year-round	Southwest
Detroit, MI (DTW)	Spirit	6/12/2025	TBD	Delta
San Diego, CA (SAN)	Frontier	6/13/2025	TBD	Alaska & Southwest
San Francisco, CA (SFO)	Southwest	8/5/2025	Year-round	Delta & United
Jacksonville, FL (JAX)	Southwest	10/2/2025	Year-round	Delta
Cancun, Mexico (CUN)	Delta	12/20/2025	Seasonal	American & Southwest

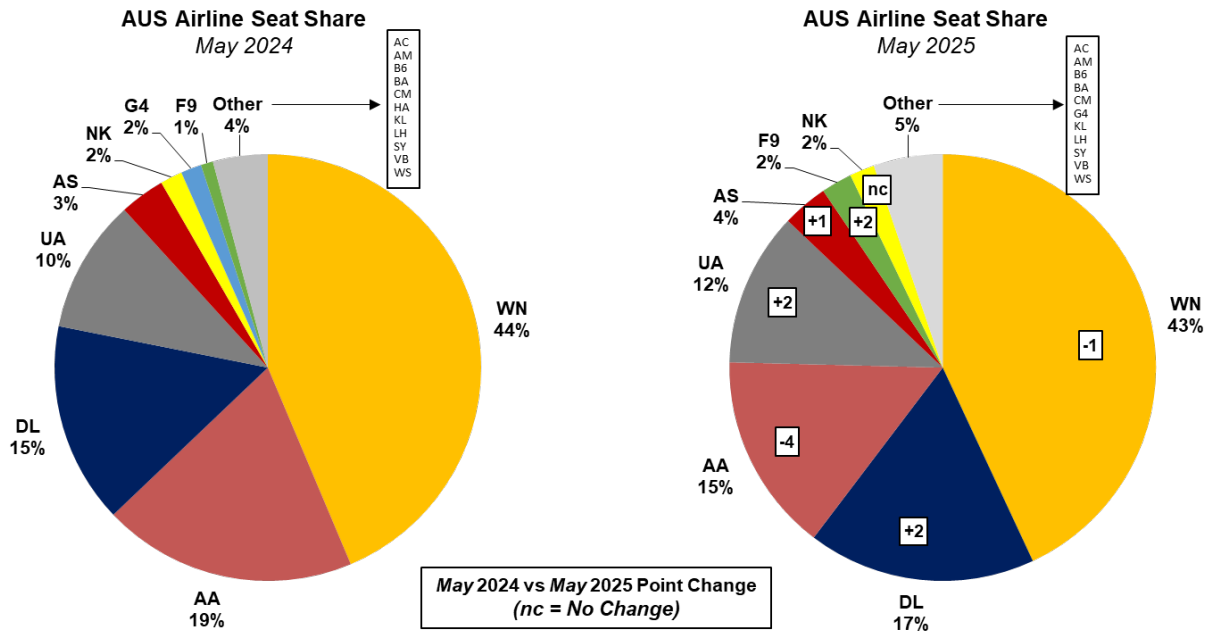
Source: Cirium schedule data.

Current AUS air service:



Source: Cirium schedule data.

May 2025 v. 2024 carrier seat share comparison:

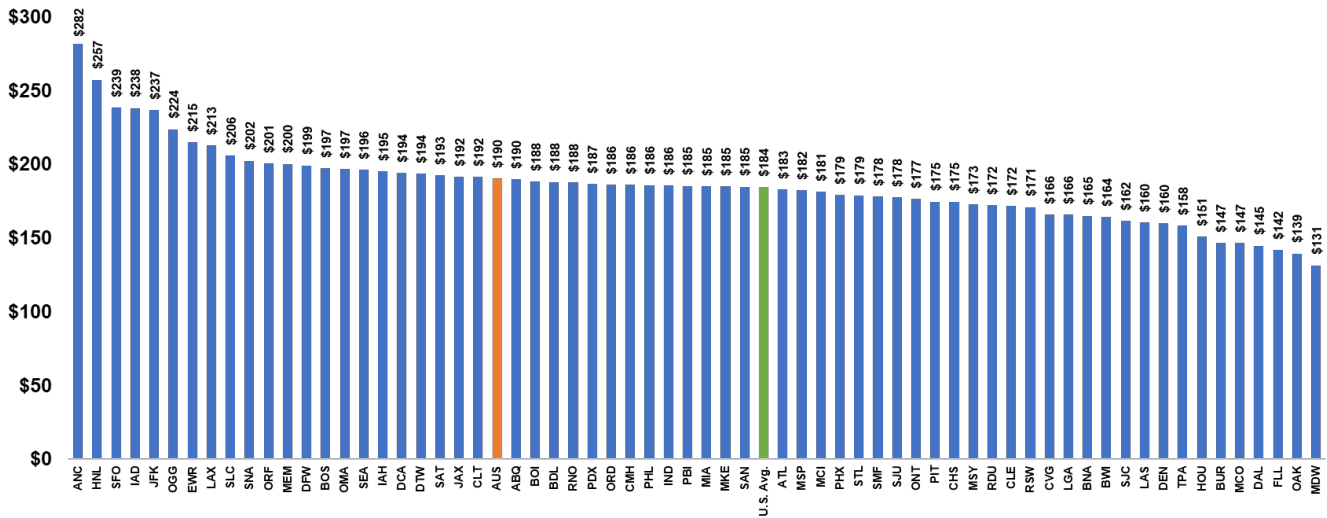


Source: Cirium schedule data.

AUS Connecting Traffic Trends:

Based on U.S. DOT O&D Passenger Survey, Cirium *FM Traffic* and ABIA statistics: 12.6% of AUS passengers in Q4 2024 were connecting between flights at the Airport.

One-Way Domestic Fares for U.S. Medium & Large Hub Airports



Source: U.S. DOT, O&D Survey, CY 2024

**Top 10 AUS Domestic Markets
Without Nonstop Service**

(Source: CY 2024 DOT O&D Survey)

1	Honolulu (HNL)
2	Richmond (RIC)
3	Hartford (BDL)
4	Boise (BOI)
5	Ft. Myers (RSW)
6	Norfolk (ORF)
7	Bozeman (BZN)
8	Buffalo (BUF)
9	Birmingham (BHM)
10	Savannah (SAV)

**Top 10 AUS International Markets
Without Nonstop Service**

(Source: YE Jan. 2025 FM Traffic)

1	Paris (CDG)
2	Rome (FCO)
3	San Jose (SJO)
4	Seoul (ICN)
5	Liberia (LIR)
6	Sao Paulo (GRU)
7	Dublin (DUB)
8	Madrid (MAD)
9	Barcelona (BCN)
10	Tokyo (HND)

AUS Airline Codes:

AA	American Airlines	HA	Hawaiian Airlines
AC	Air Canada	KL	KLM-Royal Dutch Airlines
AM	Aeromexico	LH	Lufthansa German Airlines
AS	Alaska Airlines	NK	Spirit Airlines
B6	JetBlue Airways	SY	Sun Country Airlines
BA	British Airways	UA	United Airlines
CM	Copa Airlines	VB	VivaAerobus
DL	Delta Air Lines	WN	Southwest Airlines
F9	Frontier Airlines	WS	WestJet
G4	Allegiant Air		

Airport Codes:

ABQ	Albuquerque, NM	MEM	Memphis, TN
AMA	Amarillo, TX	MEX	Mexico City, Mexico
AMS	Amsterdam, Netherlands	MFE	McAllen, TX
ANC	Anchorage	MIA	Miami, FL
ATL	Atlanta, GA	MKE	Milwaukee, WI
AVL	Asheville, NC	MSN	Madison, WI
BDL	Hartford, CT	MSP	Minneapolis/St. Paul, MN
BHM	Birmingham, AL	MSY	New Orleans, LA
BNA	Nashville, TN	MTY	Monterrey, Mexico
BOI	Boise, ID	OAK	Oakland, CA
BOS	Boston, MA	OGG	Kahului – Maui, HI
BUR	Burbank, CA	OKC	Oklahoma City, OK
BWI	Baltimore, MD	OMA	Omaha, NE
CHS	Charleston, SC	ONT	Ontario, CA
CLE	Cleveland, OH	ORD	Chicago O'Hare, IL
CLT	Charlotte, NC	ORF	Norfolk, VA
CMH	Columbus, OH	PBI	Palm Beach, FL
CUN	Cancun, Mexico	PDX	Portland, OR
CVG	Cincinnati, OH	PHL	Philadelphia, PA
CZM	Cozumel, Mexico	PHX	Phoenix, AZ

DAL	Dallas, TX	PIT	Pittsburgh, PA
DCA	Washington Reagan, DC	PSP	Palm Springs, CA
DEN	Denver, CO	PUJ	Punta Cana, Dominican Rep.
DFW	Dallas/Ft. Worth, TX	PTY	Panama City, Panama
DSM	Des Moines, IA	PVR	Puerto Vallarta, Mexico
DTW	Detroit, MI	PVU	Provo, UT
ECP	Panama City, FL	RDU	Raleigh-Durham, NC
ELP	El Paso, TX	RNO	Reno, NV
EUG	Eugene, OR	RSW	Ft. Myers, FL
EWR	Newark, NJ	SAN	San Diego, CA
FLL	Ft. Lauderdale, FL	SAT	San Antonio, TX
FRA	Frankfurt, Germany	SDF	Louisville, KY
FSD	Sioux Falls, SD	SEA	Seattle, WA
GNV	Gainesville, FL	SFB	Sanford, FL
GRR	Grand Rapids, MI	SFO	San Francisco, CA
HNL	Honolulu, HI	SGF	Springfield, MO
HOU	Houston Hobby, TX	SJC	San Jose, CA
HRL	Harlingen, TX	SJD	San Jose del Cabo, Mexico
IAD	Washington Dulles, DC	SJO	San Jose, Costa Rica
IAH	Houston Intercontinental, TX	SJU	San Juan, Puerto Rico
IND	Indianapolis, IN	SLC	Salt Lake City, UT
JAX	Jacksonville, FL	SMF	Sacramento, CA
JFK	New York JFK, NY	SNA	Orange County, CA
LAS	Las Vegas, NV	SRQ	Sarasota, FL
LAX	Los Angeles, CA	STL	St. Louis, MO
LBB	Lubbock, TX	TPA	Tampa, FL
LGA	New York – LaGuardia, NY	TUL	Tulsa, OK
LGB	Long Beach, CA	TYS	Knoxville, TN
LHR	London, UK	VPS	Valparaiso, FL
LIR	Liberia, Costa Rica	YUL	Montreal, Canada
MAF	Midland/Odessa, TX	YVR	Vancouver, Canada
MCI	Kansas City, MO	YYC	Calgary, Canada
MCO	Orlando, FL	YYZ	Toronto, Canada
MDW	Chicago Midway, IL		

Kazanoff submitted 4/28/2025