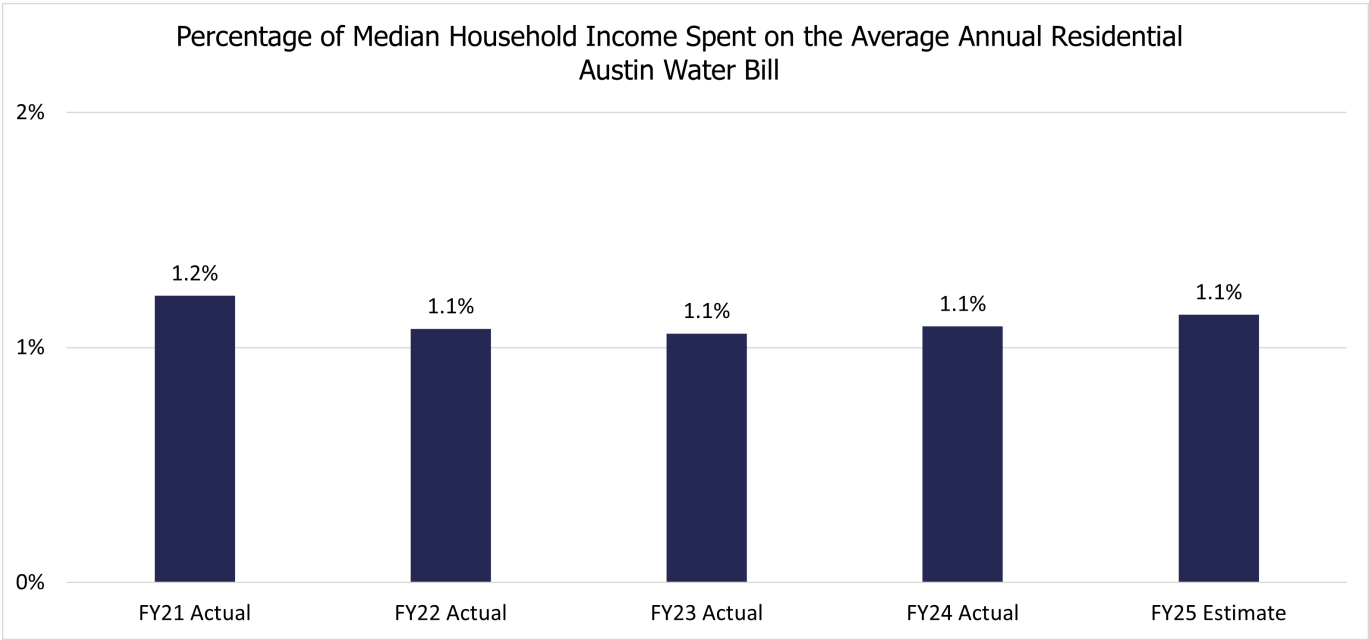


AUSTIN WATER

Austin Water (AW) provides water, wastewater, reclaimed water, conservation, and environmental protection services to over one million residential customers spanning more than 548 square miles of service area. Austin Water is dedicated to delivering safe, reliable, high-quality water and wastewater services that exceed federal and state standards at affordable rates.

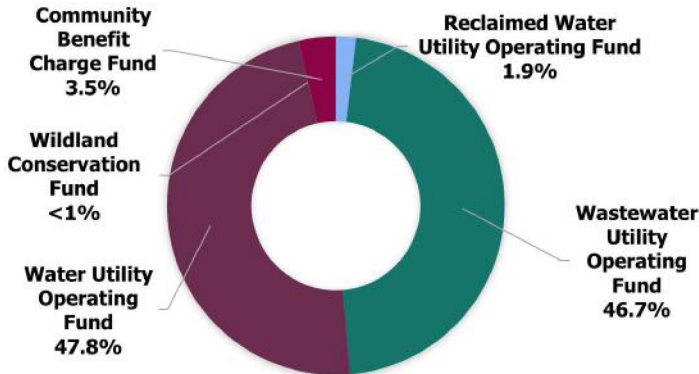
Key Performance Indicator

The percentage of median household income (MHI) spent on the average annual Austin Water (AW) residential bill is a key indicator of affordability for residential customers. This measure represents the combined annual water and wastewater bill as a percentage of MHI. Data sources include Austin Water Rates and Charges Group, the U.S. Census Bureau American Community Survey, and DataUSA. According to U.S. Environmental Protection Agency (EPA), water and wastewater services are considered affordable if they do not exceed 4.5% of a household's income. Austin Water's average annual bill remains well below this threshold at less than 1.5% of MHI - surpassing the EPA's affordability benchmark.

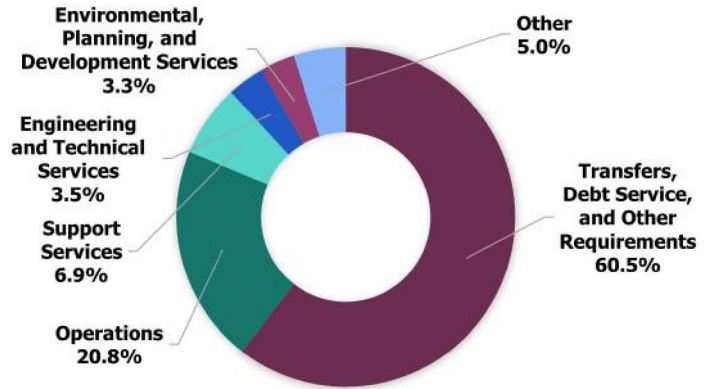


AUSTIN WATER

EXPENDITURE BY FUNDS



EXPENDITURE BY PROGRAM



Operating Budget	2023-24 Actual	2024-25 Estimate	2024-25 Amended	2025-26 Proposed	2026-27 Planned
Expenditure by Funds					
Austin Water Community Benefit Charge Fund	13,264,200	25,918,670	26,414,119	31,185,063	32,058,678
Austin Water Reclaimed Water Utility Operating Fund	8,740,999	18,804,848	20,885,928	17,141,734	17,518,423
Austin Water Wastewater Utility Operating Fund	346,535,566	343,550,533	346,609,306	411,748,216	439,468,219
Austin Water Water Utility Operating Fund	379,886,227	401,413,186	406,068,241	420,974,703	462,732,612
Austin Water Wildland Conservation Fund	113,492	285,000	285,000	285,000	285,000
Total by Funds	748,540,484	789,972,237	800,262,594	881,334,716	952,062,932
Expenditure by Program					
Customer Experience	18,044,945	18,249,042	17,751,945	27,058,881	30,325,613
Engineering and Technical Services	19,284,438	27,302,010	28,307,057	31,091,021	32,315,159
Environmental, Planning, and Development Services	22,750,799	25,213,469	27,592,099	29,267,458	28,651,281
Operations	185,794,970	178,387,441	175,517,660	183,495,154	193,170,231
Other Utility Program Requirements	10,906,457	12,045,639	15,083,763	15,959,008	14,381,999
Reclaimed Water Services	754,661	765,824	803,664	862,504	866,364
Support Services	47,082,953	53,519,346	52,737,775	60,582,829	64,330,714
Transfers, Debt Service, and Other Requirements	443,921,260	474,489,466	482,468,631	533,017,861	588,021,571
Total by Program	748,540,484	789,972,237	800,262,594	881,334,716	952,062,932

AUSTIN WATER

Departmental Revenue by Fund:

Displays the revenue collected by fund.

Revenue by Fund	2023-24 Actual	2024-25 Estimate	2024-25 Amended	2025-26 Proposed	2026-27 Planned
Austin Water Community Benefit Charge Fund	14,258,533	30,932,670	30,868,924	32,277,265	32,541,141
Austin Water Reclaimed Water Utility Operating Fund	10,054,940	16,368,937	18,357,629	17,065,965	17,431,634
Austin Water Revenue Stability Reserve Fund	4,664,862	4,686,438	4,244,734	4,314,976	4,266,839
Austin Water Wastewater Utility Operating Fund	348,581,206	372,381,628	355,328,227	400,915,509	433,012,007
Austin Water Water Utility Operating Fund	342,260,887	395,522,103	395,316,453	411,322,530	438,199,334
Austin Water Wildland Conservation Fund	1,413,928	838,383	323,636	358,756	356,571
Total Revenue by Fund	721,234,356	820,730,159	804,439,603	866,255,001	925,807,526

Departmental Revenue by Category:

Displays the revenue collected by category.

Departmental Revenue	2023-24 Actual	2024-25 Estimate	2024-25 Amended	2025-26 Proposed	2026-27 Planned
Charges for Services/Goods	630,476,775	723,365,297	710,894,512	772,067,279	831,011,657
Fines, Forfeitures, Penalties	1,887,672	1,306,692	787,300	1,332,800	1,359,500
Intergovernmental	1,182,623	0	0	0	0
Licenses, Permits, Inspections	2,301,502	2,585,698	2,684,500	2,637,400	2,690,100
Other Revenue	8,994,192	7,056,212	6,356,536	6,771,436	6,944,536
Transfers In	59,667,585	68,444,421	66,513,075	70,009,379	70,583,009
Use of Money & Property	16,724,007	17,971,839	17,203,680	13,436,707	13,218,724
Total Departmental Revenue	721,234,356	820,730,159	804,439,603	866,255,001	925,807,526

Full-time Equivalent Positions (FTEs):

Shows the number of positions authorized within the department, categorized by civilian, sworn, and cadet positions.

Full-Time Equivalent Positions (FTEs)	2023-24 Actual	2024-25 Estimate	2024-25 Amended	2025-26 Proposed	2026-27 Planned
Civilian FTEs	1,381.00	1,410.00	1,410.00	1,439.00	1480.00

AUSTIN WATER

Operating Program Budget by Expense Category

This section presents the budgets for operating programs detailed by expense category. Each table displays one year of actual spending, estimated spending for Fiscal Year 2024-25, the Fiscal Year 2024-25 amended budget, the Fiscal Year 2025-26 budgeted amount, and a planned budget for the following fiscal year.

Customer Experience	Provides a range of customer-focused services including customer account management, a 24/7 emergency call center, utility permitting, customer insights and data analytics, public communications and marketing, and specialized services that protect water distribution and wastewater collection systems.
Core Services	Customer accounts and billing support; permitting; water meter installation, maintenance, and inspections; public engagement and communications; media relations and public education

Expense Category	2023-24 Actual	2024-25 Estimate	2024-25 Amended	2025-26 Proposed	2026-27 Planned
Personnel	13,947,916	13,526,196	13,526,950	20,761,318	21,991,338
Contractuals	2,295,402	2,804,081	2,797,345	4,880,961	6,865,280
Commodities	1,958,694	1,990,533	1,601,482	1,895,042	1,947,435
Indirect Costs	67,774	0	0	0	0
Expense Refunds	(235,996)	(71,768)	(173,832)	(478,440)	(478,440)
Non-CIP Capital	11,156	0	0	0	0
Total Program Budget	18,044,945	18,249,042	17,751,945	27,058,881	30,325,613
Personnel					
Civilian FTEs	115.00	121.00	121.00	166.00	172.00

AUSTIN WATER

Engineering and Technical Services	Delivers engineering project management and technical support for water treatment facilities, as well as water distribution and wastewater collection systems.
Core Services	Water and wastewater facility engineering; infrastructure engineering; pipeline engineering; regulatory compliance; pipeline capital project delivery; technical services support

Expense Category	2023-24 Actual	2024-25 Estimate	2024-25 Amended	2025-26 Proposed	2026-27 Planned
Personnel	13,926,972	20,815,796	20,719,402	22,861,719	23,781,389
Contractuals	6,511,103	6,971,051	7,970,299	8,085,945	8,338,237
Commodities	1,392,314	1,465,049	1,689,003	2,310,945	2,363,121
Indirect Costs	948,389	0	0	0	0
Expense Refunds	(3,494,341)	(1,949,886)	(2,071,647)	(2,167,588)	(2,167,588)
Non-CIP Capital	0	0	0	0	0
Total Program Budget	19,284,438	27,302,010	28,307,057	31,091,021	32,315,159
Personnel					
Civilian FTEs	94.00	148.00	148.00	148.00	150.00

AUSTIN WATER

Environmental, Planning, and Development Services	Provides strategic resource and infrastructure planning, environmental stewardship, and supports Austin Water's mission to deliver save, affordable, sustainable, and reliable water and wastewater services.
Core Services	System capacity and infrastructure analysis; engineering review, permitting, and development support; capital improvement planning; asset management; real estate support; water efficiency and sustainability promotion

Expense Category	2023-24 Actual	2024-25 Estimate	2024-25 Amended	2025-26 Proposed	2026-27 Planned
Personnel	17,903,817	17,495,093	17,460,693	19,776,870	18,805,810
Contractuals	4,616,125	8,017,191	9,973,513	9,912,450	10,246,684
Commodities	368,988	396,776	678,327	423,535	444,184
Indirect Costs	21,034	0	0	0	0
Expense Refunds	(215,175)	(745,591)	(700,434)	(895,397)	(895,397)
Non-CIP Capital	56,011	50,000	180,000	50,000	50,000
Total Program Budget	22,750,799	25,213,469	27,592,099	29,267,458	28,651,281
Personnel					
Civilian FTEs	137.00	137.00	137.00	141.00	147.00

AUSTIN WATER

Operations	Provides reliable and sustainable operations, maintenance, and regulatory support for drinking water, wastewater, reclaimed water, and biosolids infrastructure.
Core Services	Water and wastewater facility operations and maintenance; collection and distribution systems maintenance; emergency response, customer service, and preventive maintenance support; laboratory services; environmental protection

Expense Category	2023-24 Actual	2024-25 Estimate	2024-25 Amended	2025-26 Proposed	2026-27 Planned
Personnel	92,546,270	81,638,628	81,579,281	83,943,514	87,414,092
Contractuals	52,526,488	52,009,335	52,400,769	54,290,045	57,347,987
Commodities	40,982,917	44,541,537	41,600,053	45,596,141	48,742,698
Indirect Costs	583,592	0	0	0	0
Expense Refunds	(2,620,002)	(1,545,264)	(1,581,648)	(1,315,697)	(1,315,697)
Non-CIP Capital	1,775,705	1,743,205	1,519,205	981,151	981,151
Total Program Budget	185,794,970	178,387,441	175,517,660	183,495,154	193,170,231
Personnel					
Civilian FTEs	795.00	718.00	718.00	668.00	681.00

Other Utility Program Requirements	Utility-wide expenditures, including debt administration, insurance, legal services, and bad debt, ensuring proper financial reporting.
Core Services	Accounting and tracking of uncollectible accounts (bad debt); accounting and tracking of debt recovery services commission; interest accruals management; financial services

Expense Category	2023-24 Actual	2024-25 Estimate	2024-25 Amended	2025-26 Proposed	2026-27 Planned
Personnel	0	0	8,210	460,832	(1,813,566)
Contractuals	8,190,097	10,030,836	13,563,511	11,652,433	12,251,073
Commodities	2,016,877	2,014,803	1,512,042	3,845,743	3,944,492
Expense Refunds	0	0	0	0	0
Non-CIP Capital	699,483	0	0	0	0
Total Program Budget	10,906,457	12,045,639	15,083,763	15,959,008	14,381,999

AUSTIN WATER

Reclaimed Water Services	Provides planning, engineering, project delivery, management, administrative, regulatory, and technical support services for the reclaimed water program.
Core Services	Reclaimed water distribution system management, operations, and maintenance; planning, design, and implementation of capital projects; interest accrual and commissions management

Expense Category	2023-24 Actual	2024-25 Estimate	2024-25 Amended	2025-26 Proposed	2026-27 Planned
Personnel	763,515	732,235	732,235	758,647	744,880
Contractuals	65,558	80,558	78,923	115,912	113,966
Commodities	23,949	74,679	49,347	105,256	124,829
Expense Refunds	(98,360)	(121,648)	(56,841)	(117,311)	(117,311)
Non-CIP Capital	0	0	0	0	0
Total Program Budget	754,661	765,824	803,664	862,504	866,364
Personnel					
Civilian FTEs	5.00	5.00	5.00	5.00	5.00

AUSTIN WATER

Support Services	Provides administrative and managerial support to the Department.
Core Services	Administration and management; public information; financial management; human resources; information technology support; facility maintenance

Expense Category	2023-24 Actual	2024-25 Estimate	2024-25 Amended	2025-26 Proposed	2026-27 Planned
Personnel	30,953,158	33,439,846	33,814,730	40,960,746	44,101,674
Contractuals	14,579,096	17,727,600	17,259,400	17,847,663	18,386,213
Commodities	2,007,884	3,039,980	2,191,645	2,525,714	2,594,121
Indirect Costs	7,902	0	0	0	0
Expense Refunds	(465,271)	(752,080)	(560,000)	(751,294)	(751,294)
Non-CIP Capital	184	64,000	32,000	0	0
Total Program Budget	47,082,953	53,519,346	52,737,775	60,582,829	64,330,714
Personnel					
Civilian FTEs	235.00	281.00	281.00	311.00	325.00

Transfers, Debt Service, and Other Requirements	Transfers and other departmental requirements at the fund or agency level.
Core Services	City-wide information technology and administrative support; transfers for planned infrastructure projects and debt service; transfers for planned vehicle purchases; City-wide contributions to shared employee benefits

Expense Category	2023-24 Actual	2024-25 Estimate	2024-25 Amended	2025-26 Proposed	2026-27 Planned
Personnel	8,731,740	12,236,433	12,236,433	13,419,649	19,181,614
Contractuals	55,938,068	58,827,587	59,973,855	61,063,982	63,964,603
Commodities	0	0	0	0	0
Transfers	379,251,453	403,425,446	410,258,343	458,534,230	504,875,354
Total Program Budget	443,921,260	474,489,466	482,468,631	533,017,861	588,021,571

AUSTIN WATER SIGNIFICANT CHANGES

Austin Water Operating Funds

	FY26 Proposed Dollars		FY27 Planned Dollars	
Revenue Changes				
Increase in Wastewater Service Revenue due to customer growth projections and proposed rate increases.	\$44,638,039		\$31,764,883	
Increase in Wastewater Service Revenue due to customer growth projections and proposed rate increases.	\$15,269,887		\$26,638,922	
Increase in transfer from Community Benefit Charge to the Water Operating Fund for GoPurple Water Conservation Incentives.	\$2,573,626		\$81,146	
Decrease in Wastewater Miscellaneous revenue primarily due to decreased interest income.	(\$1,361,959)		\$114,185	
Decrease in Water Miscellaneous revenue primarily due to decreased interest income.	(\$1,593,966)		\$156,736	
	FY26 Proposed FTEs	FY26 Proposed Dollars	FY27 Planned FTEs	FY27 Planned Dollars
Expenditure Changes by Operating Program				
Operations				
Increase in funding to reflect cost escalation of chemicals for water treatment.		\$2,213,890		\$2,215,416
Decrease in Personnel Savings due to reduced vacancy rates.		\$1,070,512		\$1,302,322
Funding for eleven new positions in Operations in FY26 and thirteen new positions in FY27 to replace temporary employees and to increase operational shift coverage.	11.00	\$1,168,000	13.00	\$1,351,262

Expenditure Changes by Operating Program	FY26 Proposed FTEs	FY26 Proposed Dollars	FY27 Planned FTEs	FY27 Planned Dollars
Operations				
Transfer one position to Austin Human Resources (AHR).	(1.00)	(\$103,917)		
Support Services				
Funding for twelve new positions in FY26 and fourteen new positions in FY27 to support operations, employee development, and IT technical support.	12.00	\$1,361,918	14.00	\$1,683,975
Transfer one position to AHR.	(1.00)	(\$103,917)		
Engineering and Technical Services				
Funding for two new positions in FY27 to provide engineering and maintenance support at all water and wastewater facilities.			2.00	\$240,568
Customer Experience				
Increase in contractual services for meter accuracy testing services to meet Austin Water (AW) goal of testing 2,950 large meters annually and for creative consulting services to execute a high-impact water conservation campaign.		\$1,375,038		\$1,287,427
Funding for four new positions in FY26 and six new positions in FY27 to support the key accounts, the advanced metering system, and to provide direct Customer Service.	4.00	\$476,594	6.00	\$721,703
Environmental, Planning, and Development Services				
Funding for four new positions for FY26 and six for FY27 to facilitate AW's Mobility and Public Project Plan, Water Forward strategy's Landscape Transformation Ordinance, and the Aquifer Storage and Recovery project.	4.00	\$500,134	6.00	\$721,704
Other Utility Program Requirements				
Increase for commercial paper administrative expense.		\$1,368,800		\$291,118
Increase for AW brand transition cost.		\$958,526		(\$300,000)
Debt Service Requirements				
Incremental increase in debt service payments.		\$18,558,850		\$25,300,915
Transfers Out				
Increase transfer out to Wastewater CIP Fund for pay-as-you-go financing for Wastewater capital projects.		\$29,851,000		\$350,000
Increase in the transfer to the General Fund.		\$2,451,048		\$3,208,401
Increase transfer out to Water CIP Fund for pay-as-you-go financing for Water capital projects.		\$651,000		\$16,480,000

Expenditure Changes by Operating Program	FY26 Proposed FTEs	FY26 Proposed Dollars	FY27 Planned FTEs	FY27 Planned Dollars
Transfers Out				
Incremental change in transfer out to Reclaimed Water CIP Fund for pay-as-you-go financing for Water capital projects.		(\$343,483)		\$254,311
Decrease in the transfer out from the Department's three main operating funds for debt defeasance.		(\$8,000,000)		\$0

Austin Water Community Benefit Charge Fund

Revenue Changes		FY26 Proposed Dollars		FY27 Planned Dollars
Increase in revenue from the GoPurple Community Benefit Charge to align with actual collections received from the new charge.		\$6,591,842		\$267,738
Expenditure Changes by Operating Program	FY26 Proposed FTEs	FY26 Proposed Dollars	FY27 Planned FTEs	FY27 Planned Dollars
Transfers Out				
Increase in transfers to the Water, Wastewater, and Reclaimed Operating Funds.		\$4,558,764		\$552,927

Note¹ : Values represent annual incremental differences from the prior year.

Note² : City-wide cost drivers related to wages and benefits are highlighted in the Budget In Brief section of this document.

AUSTIN WATER

Capital Budget by Program

Buildings and Improvements	Activities related to the construction of new facilities and to the expansion or renovation of existing facilities.
FY25 Accomplishments	- Began design and improvements to a joint operations and emergency management facility that would serve as AW System Operations Center and will house SCADA Water, Reclaimed, and Wastewater Monitoring and Controls, and SMART Water Grid systems.
FY26 Objectives	- Renovations to the Waller Creek Center facility.
Information Technology	Funds the procurement, deployment and implementation of computers, servers, networks, IT security, radio and telephone systems and software applications.
FY25 Accomplishments	- Kicked off the utility's Salesforce enterprise implementation to serve as its Customer Relationship Management solution.
FY26 Objectives	<ul style="list-style-type: none"> - Continue advancement of the Salesforce enterprise implementation. - Continue upgrades to computers, servers, networks, IT security, radio and telephone systems, and software applications.
Lift Stations	Improves or constructs lift stations, which pump wastewater from a lower to a higher elevation.
FY25 Accomplishments	<ul style="list-style-type: none"> - Began construction of improvements to the Great Hills Lift Station. - Completed improvement project to the Rock Harbour Lift Station.
FY26 Objectives	<ul style="list-style-type: none"> - Make improvements in the South Area by relieving the Springfield Lift Station via gravity interceptor. - Make improvements in the Northwest Area at the Four Points Lift Station and the Boulder Lane Lift Station.

AUSTIN WATER

Pump Stations	Improves or constructs pump stations, which pump water to maintain water pressure and water storage in the distribution system.
FY25 Accomplishments	- Complete construction of the North Austin Pump Station replacement expanding and enhancing the system in that area.
FY26 Objectives	- Improve and construct pump stations as needed to address renewal of aging infrastructure and enhance system performance.
Reclaimed Water Network	Develops facilities to reclaim treated effluent from the wastewater treatment plants and distribute the reclaimed water for appropriate uses, including irrigation and toilet flushing.
FY25 Accomplishments	- Installed approximately 2,300 feet of 24-inch and 4,300 feet of 30-inch reclaimed water main in Oltorf St from Alvin Devane Blvd to Burton Dr, along with miscellaneous drinking water system improvements to address low drinking water pressure issues near I-35.
FY26 Objectives	- Continue construction of approximately 5,300 feet of 24-inch reclaimed water main along South 1st Street.
Reservoirs	Improves and constructs reservoirs, which are used for water storage in the distribution system to maintain water pressure and provide supply for fire flow when needed.
FY25 Accomplishments	- Completed construction of the replacement North Austin Reservoir in fiscal year 2024.
FY26 Objectives	- No reservoir projects are planned.

AUSTIN WATER

Vehicles and Equipment	Acquires new and replacement vehicles and equipment to support operations.
FY25 Accomplishments	- Austin Water Fleet team worked to reduce the average age of vehicles to 7-8 years old to reduce maintenance costs and downtime.
FY26 Objectives	- Austin Water Fleet team continues to acquire vehicles with a goal of reducing the average age to 7-8 years old to reduce maintenance costs and downtime.
Wastewater Pipe Network	Improves and constructs the pipe network that transports wastewater from homes and businesses to wastewater treatment facilities.
FY25 Accomplishments	- Made numerous focused pipe network improvements in response to failures and customer service level issues.
FY26 Objectives	- Continue to make improvements to the pipe network that transports wastewater from homes and businesses to wastewater treatment facilities to improve customer service.
Wastewater Treatment Plants	Improves and constructs wastewater treatment facilities that treat wastewater, supply treated effluent to the reclaimed water system, and discharge treated effluent.
FY25 Accomplishments	- Completed design for headworks and influent lift station which are projects essential to the expansion of Walnut Creek Wastewater Treatment Plant to increase capacity to 100 million gallons per day.
FY26 Objectives	- Complete design of Walnut Creek Wastewater Treatment Plan Expansion project. - Continue construction at South Austin Regional Wastewater Treatment Plant to provide 30 more years of service life.

AUSTIN WATER

Water Pipe Network	Improves and constructs the pipe network that transports water from water treatment facilities to homes and businesses for potable water uses.
FY25 Accomplishments	- Substantially completed Advanced Metering Infrastructure installation for small meter residential within city of Austin limits.
FY26 Objectives	- Complete Advanced Metering Infrastructure Large Meter deployment.
Water Treatment Plants	Improves and constructs water treatment facilities that withdraw surface water from Lake Travis or Lake Austin and produce treated water for drinking and other potable water uses.
FY25 Accomplishments	- Replaced Ullrich Water Treatment Plant low service pump station 15kV substation to continue to reliably pump water from Lake Austin.
FY26 Objectives	<ul style="list-style-type: none"> - Enhance safety at Ullrich Water Treatment Plant by updating the disinfection process. - Improve Handcox Water Treatment Plant to maintain capacity.
Wildlands	Acquires and improves wildlands managed by the City of Austin.
FY25 Accomplishments	- Installed high game fencing on the Ed's Crossing tract of the Water Quality Protection Lands.
FY26 Objectives	- Begin improvements to the Onion House facility that serves as a satellite office space.

AUSTIN WATER

Capital Budget	Appropriation Through 2024-25	2025-26 Appropriation	Total Appropriation	Expenditures Through 2024-25	2025-26 Spending Plan	2027-30 Spending Plan
Category						
Buildings and Improvements	125,865,884	0	125,865,884	73,807,759	25,974,984	65,800,380
Information Technology	34,366,747	0	34,366,747	17,925,742	4,145,000	11,872,000
Lift Stations	76,743,626	0	76,743,626	32,253,534	15,978,944	22,327,630
Pump Stations	56,362,899	0	56,362,899	39,745,197	4,922,012	43,896,569
Reclaimed Water Network	79,531,812	0	79,531,812	37,978,769	21,189,187	98,781,272
Reservoirs	71,515,601	0	71,515,601	50,745,322	14,859,380	278,125,576
Vehicles and Equipment	18,816,536	0	18,816,536	14,716,536	5,100,000	16,400,000
Wastewater Pipe Network	472,866,513	0	472,886,513	219,470,129	32,620,211	391,398,051
Wastewater Treatment Plants	1,322,163,449	0	1,322,163,449	371,625,070	178,468,230	1,040,590,109
Water Pipe Network	518,064,493	0	518,064,493	302,197,187	34,889,469	199,347,907
Water Treatment Plants	190,061,964	0	190,061,964	122,941,404	27,976,741	201,475,905
Water/Wastewater /Reclaimed	21,426,141	1,001,000,000	1,022,426,141	0	0	0
Wildlands	2,630,977	0	2,630,977	1,135,346	986,400	2,661,000
Total	2,990,416,643	1,001,000,000	3,991,416,643	1,284,541,995	367,110,558	2,372,676,399
Funding Source						
Commercial Paper	1,992,887,288	667,000,000	2,659,887,288	667,064,920	229,275,928	1,769,926,508
Current Revenue	794,229,582	334,000,000	1,128,229,582	421,942,875	135,560,590	598,260,830
Non-Voter Approved Debt	197,724,773	0	197,724,773	189,966,757	2,266,483	4,489,061
Non-Voter Approved General Obligation Bonds	5,575,000	0	5,575,000	5,567,443	7,557	0
Total	2,990,416,643	1,001,000,000	3,991,416,643	1,284,541,995	367,110,558	2,372,676,399