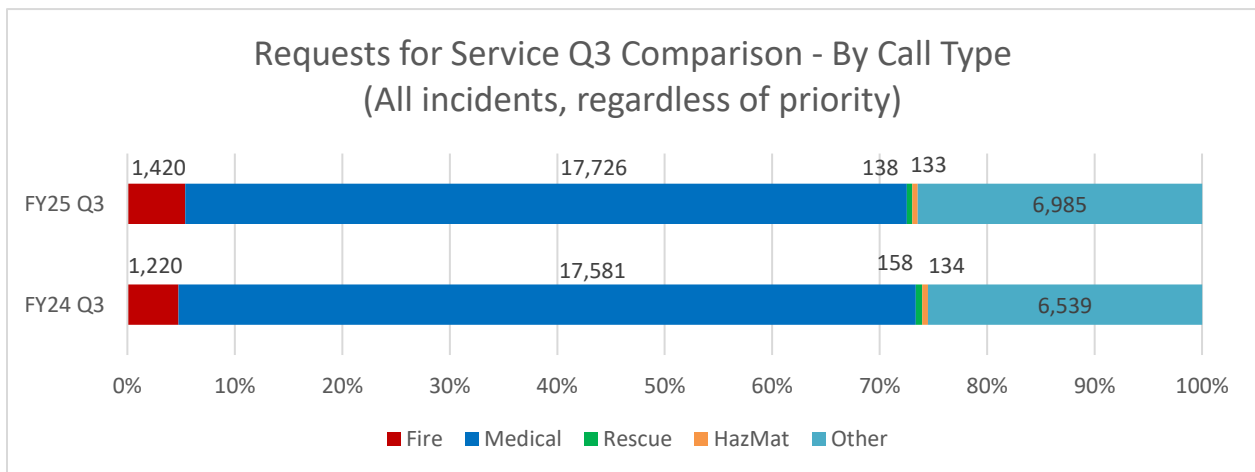
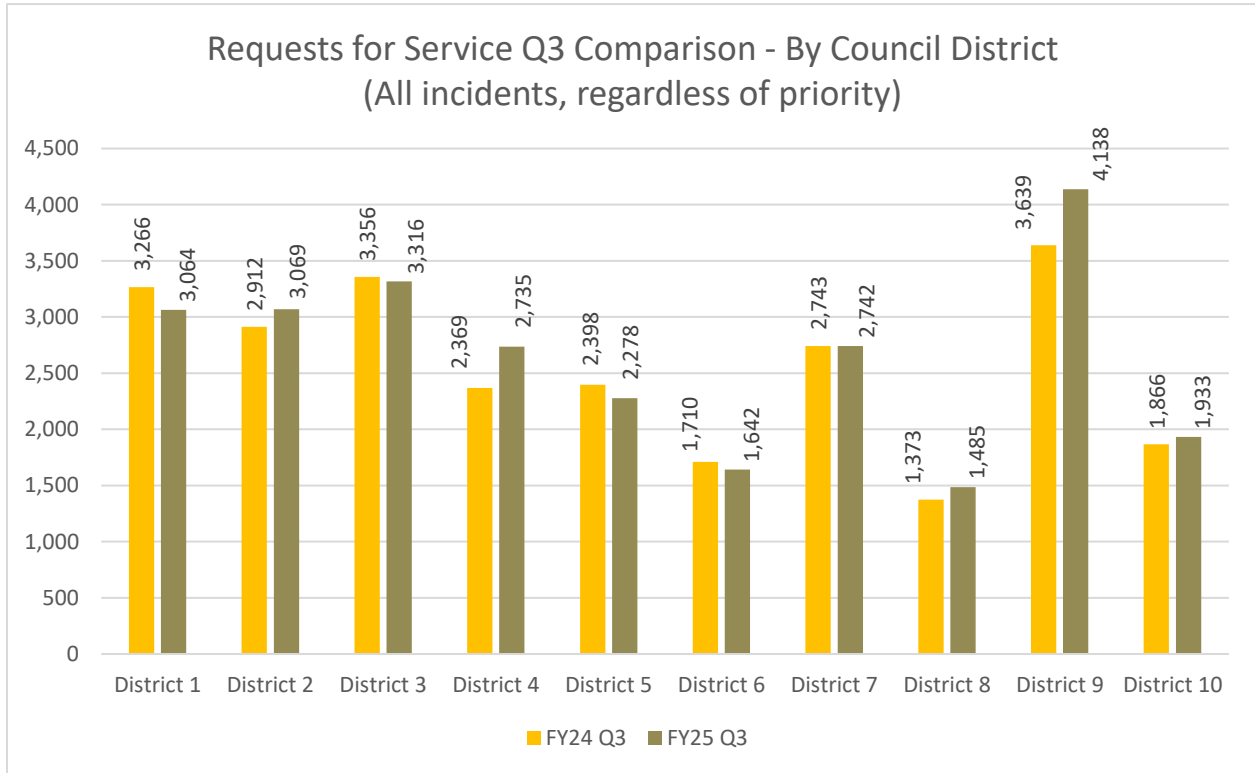
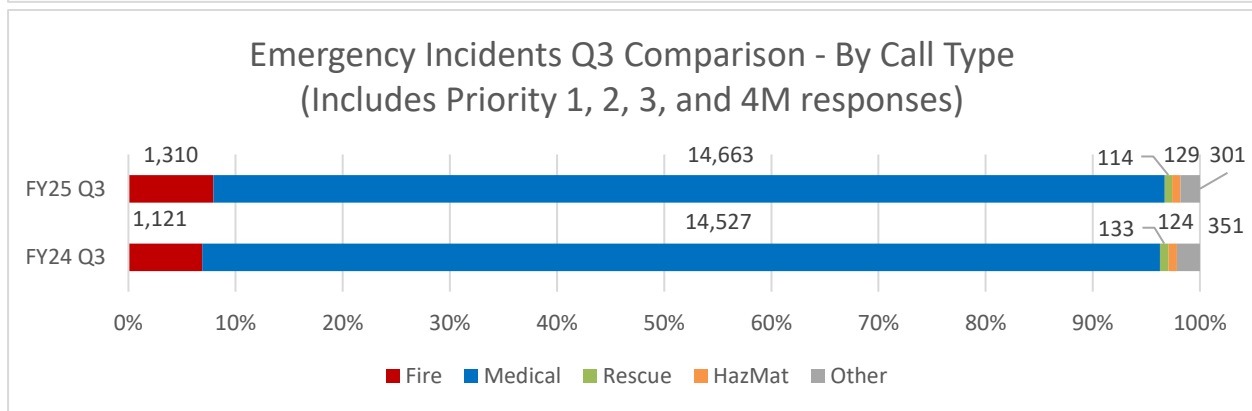
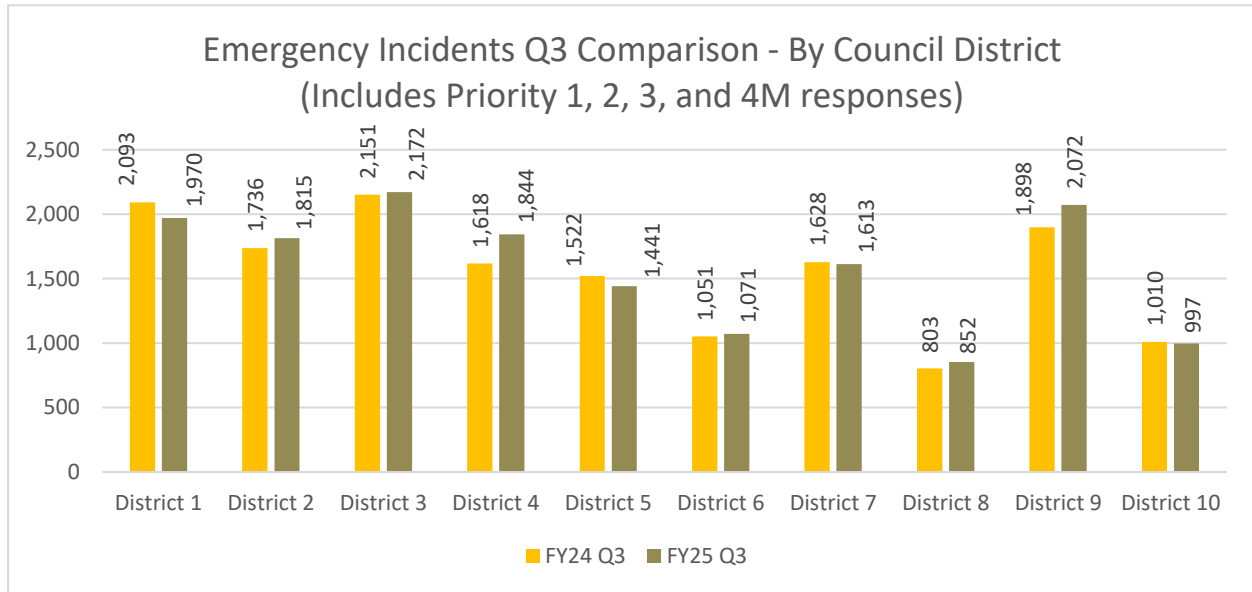




**Public Safety Commission  
 Austin Fire Department Quarterly Report  
 FY25 Q3 Data**

**Fire Operations**





	FY24 Q4		FY24 Q1		FY25 Q2		FY25 Q3	
	Response Time	Emergency Incidents	Response Time	Emergency Incidents	Response Time	Emergency Incidents	Response Time	Emergency Incidents
District 1	10:28	2,201	10:33	2,094	10:42	2,238	10:38	1,970
District 2	11:02	1,800	10:51	1,843	10:22	1,763	10:36	1,815
District 3	10:55	2,294	09:54	2,182	10:17	2,222	10:16	2,172
District 4	10:47	1,682	10:41	1,754	10:30	1,684	10:37	1,844
District 5	10:18	1,586	10:19	1,506	10:39	1,582	10:32	1,441
District 6	10:56	1,079	10:47	1,081	11:21	1,117	10:31	1,071
District 7	10:26	1,753	10:31	1,845	10:34	1,871	10:41	1,613
District 8	10:12	791	10:28	878	10:16	843	10:59	852
District 9	08:57	2,111	08:55	2,060	09:09	2,005	08:50	2,072
District 10	10:41	982	10:28	985	10:20	1,003	11:23	997

*\*Emergency incidents are Priorities 1, 2, 3, and 4M responses. Response times include emergency incidents only and are measured at the 90<sup>th</sup> percentile from the time of call receipt by AFD/ATCEMS Call Taker to the time that the first frontline unit arrives on-scene.d*



### Overdose Response

In December 2021, all AFD personnel received hands on training for Naloxone administration and each unit received a stock of the medication.

	FY24 Q4	FY25 Q1	FY25 Q2	FY25 Q3
Total calls where Narcan was given	96	88	140	154
Number of times AFD administered or assisted	53	51	71	75
Patient improvement cases	72	63	106	115

### Investigations

*\*National clearance rate is 22%.*

Historic (past quarter) data may increase over time due to investigative work. Updated data is provided.

	FY24 Q4	FY25 Q1	FY25 Q2	FY25 Q3
Arson fires identified	39	44	34	32
Percent of arson fires cleared	41%	43%	41%	47%
Arson fires cleared by arrest	10	13	11	13
Arson fires cleared by citation	6	6	3	2

### Office of the Fire Marshal

The Compliance Engine (TCE) tracks compliance and non-compliance for all fire protection systems in commercial properties across the City of Austin. This allows AFD to track annual fire systems reports, deficiencies and repair reports and receive immediate notification of system impairments.

	FY24 Q4	FY25 Q1	FY25 Q2	FY25 Q3
Percentage of City of Austin fire system tracking for compliance and non-compliance	85%	85%	85%	85%

### Community Outreach

*Adjustments to prior quarters reflect event paperwork received after the quarter ended.*

AFD's Free Smoke Alarm Program offers smoke alarms to homeowners that live in the City of Austin Fire Department's Jurisdiction and are in need of working smoke alarms. To participate, call: (512) 974-0299

	FY24 Q4	FY25 Q1	FY25 Q2	FY25 Q3
Number of smoke alarms installed	103	319	277	190

Community Outreach and firefighters provide vial "hands-on" fire extinguisher training and home safety awareness demonstrations.

	FY24 Q4	FY25 Q1	FY25 Q2	FY25 Q3
Fire safety training conducted	269	295	251	306

Red Angels, with Austin Community College's nursing program, provides "in-home" health wellness checks (blood pressure, glucose, temperature, heart rate) and conducts home hazard assessments.

	FY24 Q4	FY25 Q1	FY25 Q2	FY25 Q3
Red Angels Visits	4	80	84	100