

Community Services Block Grant (CSBG) 2026 Community Action Plan and Budget

Community Development Commission

August 12, 2025

Jill Smith, Acting Manager,
Neighborhood Services Unit



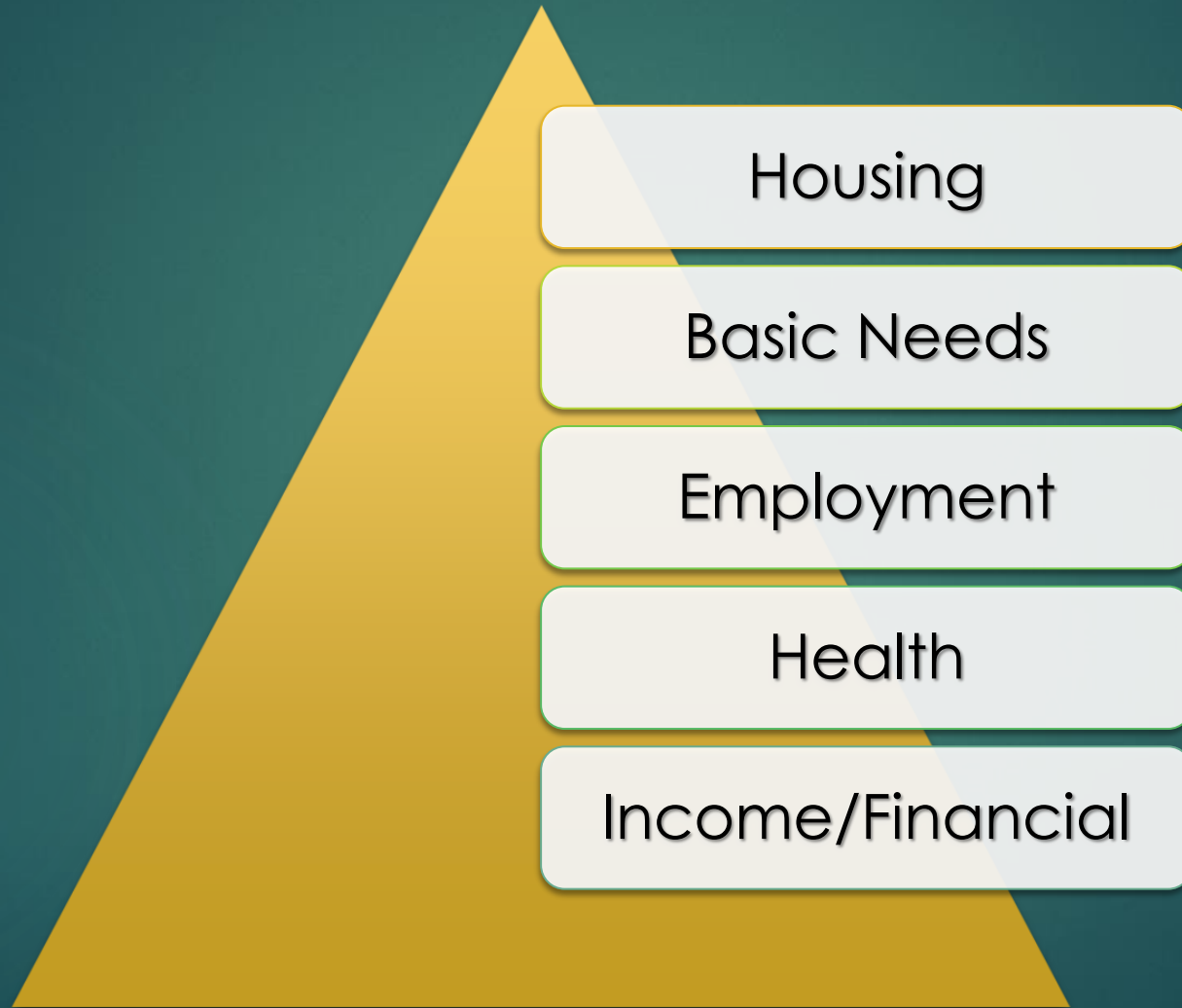
Public Hearing Requirements

- ▶ The proposed estimated 2026 CSBG Budget and Community Action Plan performance activities are distributed and public comment is solicited. The proposed activities as described in the Budget and Community Action Plan are in accordance with the Community Services Block Grant Act.
- ▶ The CSBG Act states the purpose is “to provide assistance to States and local communities, working through a network of community action agencies and other neighborhood-based organizations, for the reduction of poverty, the revitalization of low-income communities, and the empowerment of low-income families and individuals in rural and urban areas to become fully self-sufficient”

Community Action Plan Components

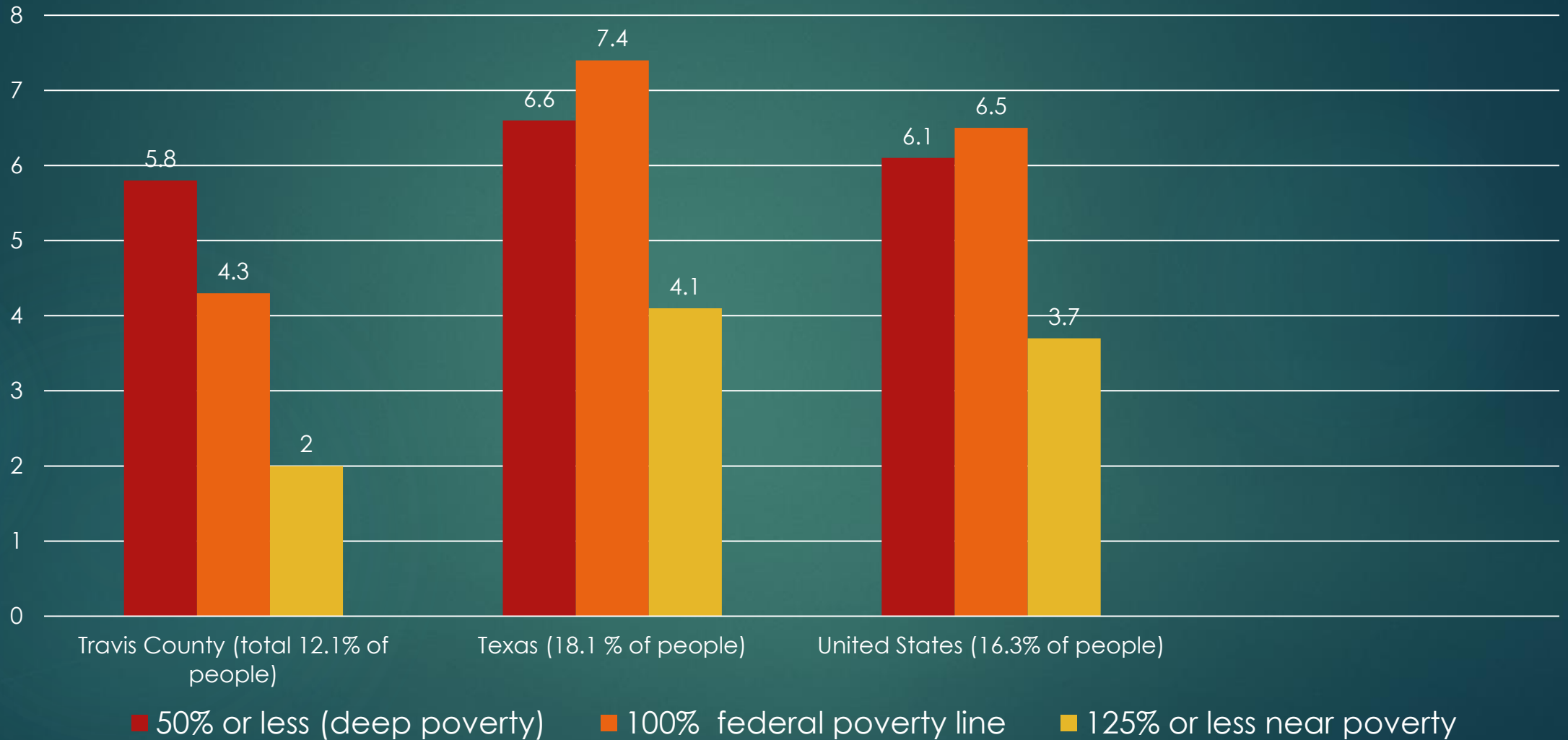
1. Top 5 needs
2. Poverty rates
3. Provision of Nutritious Foods
4. Case Management Services
5. Gaps in Services & Performance Targets
6. Service Locations

Top 5 Needs*

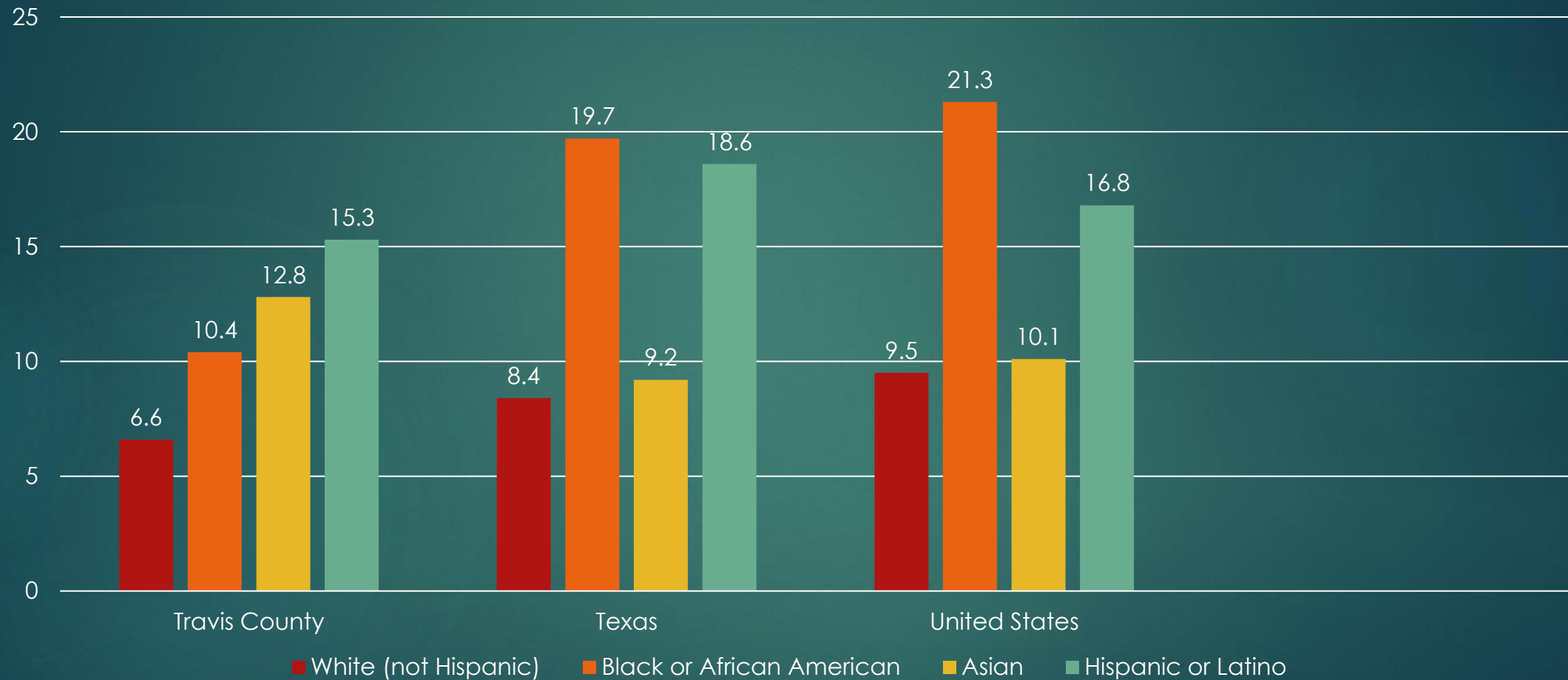


*Ranked in order of importance according to the 2024 CSBG Community Needs Assessment

Deep Poverty Rates in 2022

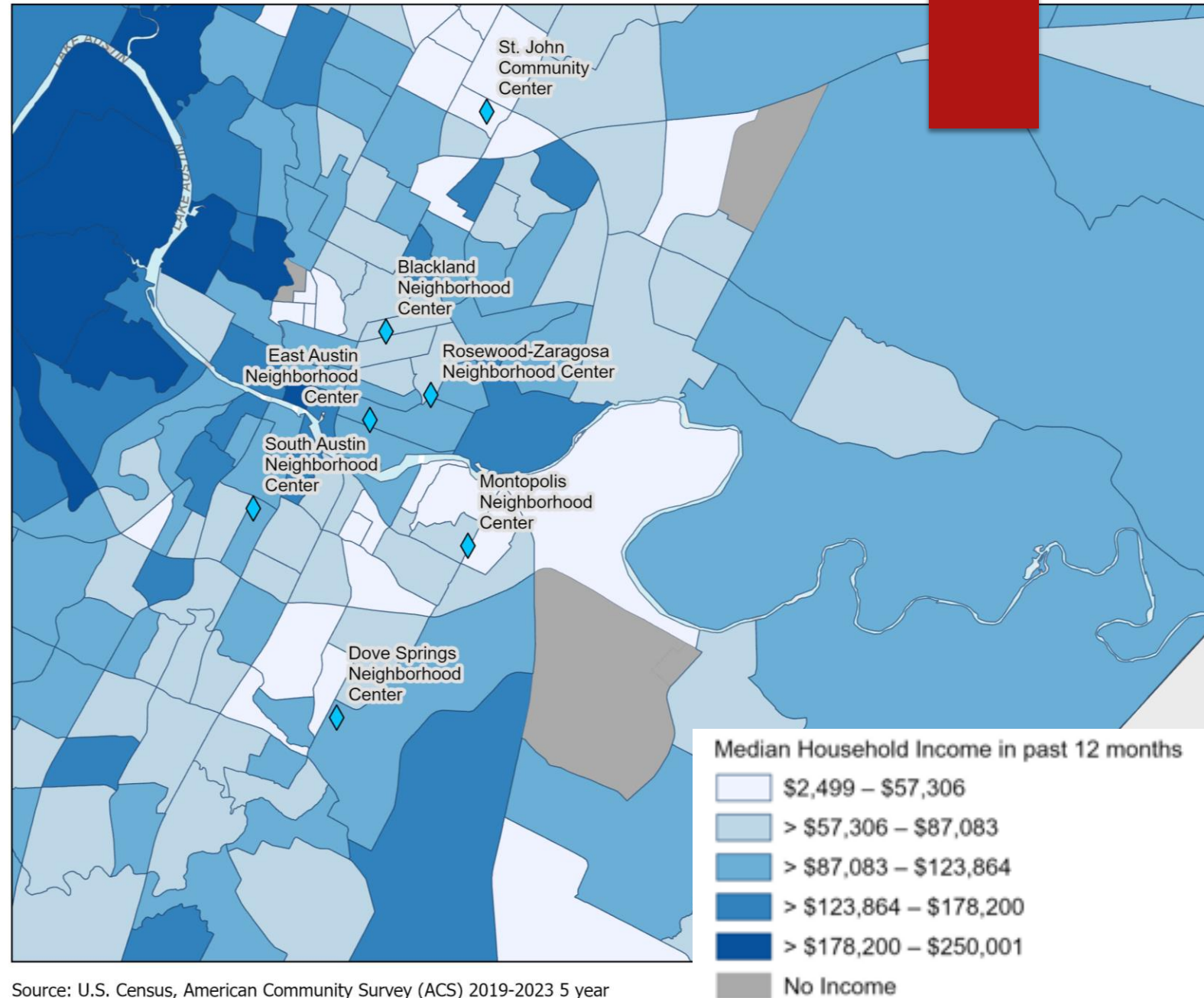


Poverty Rates by Race & Ethnicity



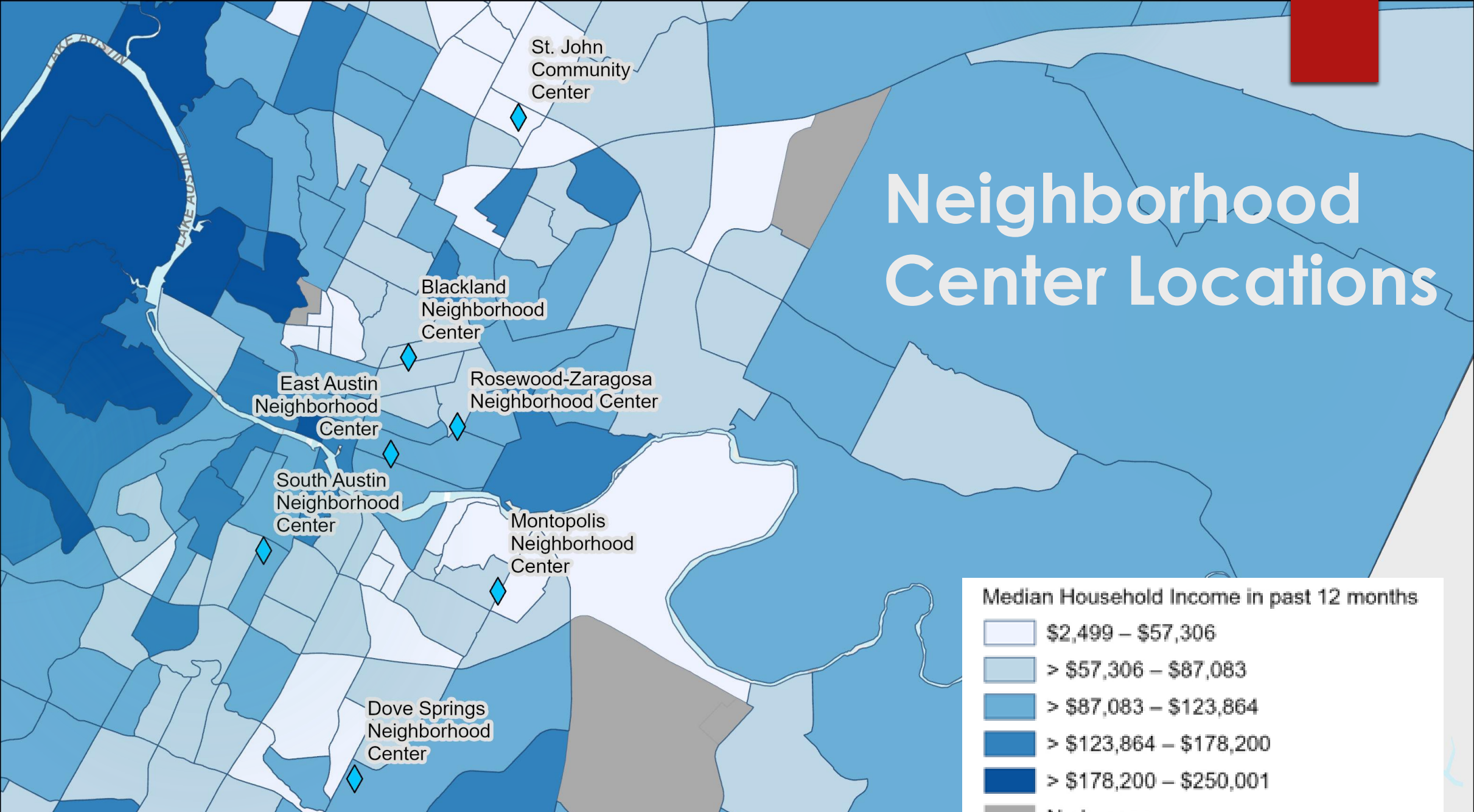
Source: ACS 2022 1 year estimates

Neighborhood Center Locations



Source: U.S. Census, American Community Survey (ACS) 2019-2023 5 year

Neighborhood Center Locations



Provision of Nutritious Foods

- ▶ Food Pantry Services
- ▶ Fresh Food for Families
- ▶ Healthy Options Program for the Elderly (HOPE)
- ▶ Mobile Food Pantry
- ▶ Food Recovery Programs



Case Management Services

▶ **Self Sufficiency Case Management**

- Assistance to help clients achieve and maintain incomes above 125% of the FPIL (Federal Poverty Income Limits) for at least 90 days.

▶ **Includes:**

- Assessment and Service Plan
- Employment Support-Job search assistance, Job readiness, Job Retention
- Linkage to education and training, other social services
- Housing (rent assistance) & transportation (bus passes)
- Crisis intervention & short-term counseling
- Budgeting and financial counseling

❖ ***Services provided by licensed social workers.***

National Performance Indicators

- ▶ **Housing Gap**

- ❖ Safe and Affordable Housing

- ▶ **Services**

- ❖ Eviction Prevention
- ❖ Housing (Rent Assistance)/Utility Payment Assistance

- ▶ **Outcomes**

- ❖ Households who Avoided Eviction



National Performance Indicators

▶ **Basic Needs Gaps**

- ❖ Lack of Sufficient Support Services to Meet Basic Needs

▶ **Services**

- ❖ Nutrition and Food
- ❖ Financial Coaching/Counseling
- ❖ Bus Passes
- ❖ Referrals and Linkages

▶ **Outcomes**

- ❖ Seniors, Individuals with Disabilities and Chronic Illnesses who Maintained an Independent Living Situation.
- ❖ Individuals who Report Improved Financial Well-Being.

National Performance Indicators

▶ **Employment/Income/Financial Gaps**

- ❖ Lack of Affordable Child Care
- ❖ Lack of Reliable Transportation
- ❖ Lack of Employment for Persons with Criminal Backgrounds

▶ **Services**

- ❖ Job Search
- ❖ Career Counseling
- ❖ Employment Supports

▶ **Outcomes**

- ❖ Number of Unemployed Adults who Obtained Employment
- ❖ Number of Case Managed Adults who Increased Income and/or Benefits
- ❖ Number of Persons who Achieve and Maintain Incomes Above 125% of the FPIL for at least 90 days



National Performance Indicators



▶ **Health Gap**

- ❖ Lack of Affordable Health and Mental Healthcare

▶ **Services**

- ❖ Health Services, Screenings and Assessments
- ❖ Reproductive Health Services
- ❖ Diabetes Case Management Program
- ❖ Nutritious Foods

▶ **Outcomes**

- ❖ Individuals who Demonstrated Improved Physical Health and Well-Being.
- ❖ Individuals who Improved Skills Related to the Adult Role of Parents/Caregivers.
- ❖ Seniors, Individuals with Disabilities and Chronic Illnesses Who Maintained an Independent Living Situation.

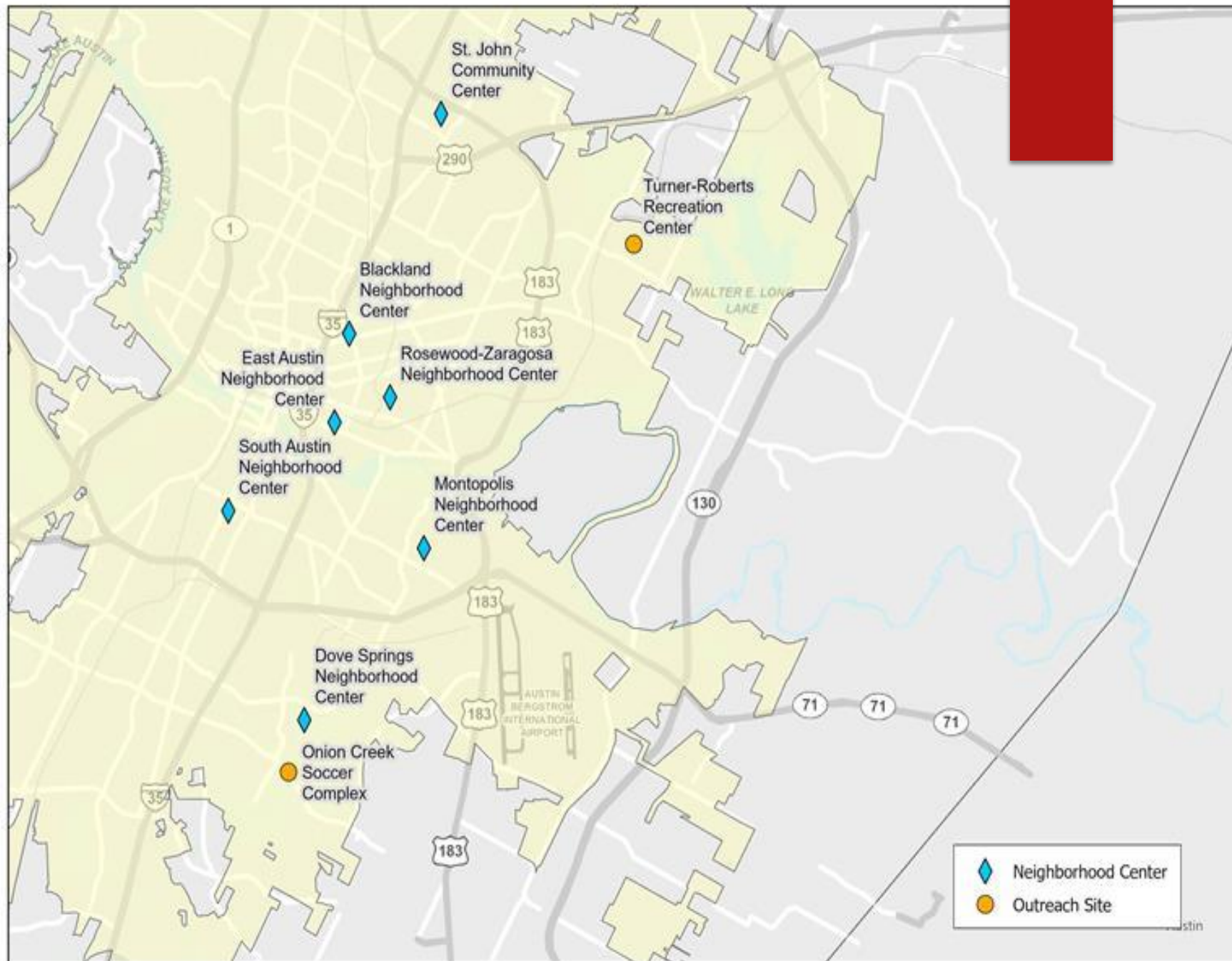
Service Locations

▶ Neighborhood Centers

- Blackland
- East Austin
- Montopolis
- Rosewood Zaragosa
- St John
- South Austin
- Dove Springs

▶ Outreach Sites

- Turner Roberts Recreation Center
- Onion Creek Soccer Complex



Source: City of Austin, Public Health

Programs and Services

▶ **Current Expansion**

- Partner Agency Retail Pickup (ARP Program)

▶ **Proposed Expansion**

- Proposed public health center in the Rundberg/Braker area (????)



CSBG Funding Allocation

- ▶ **2024 Allocation**

\$1,129,050.00

- ▶ **2025 Allocation**

\$1,140,731.00

- ▶ **2026 Allocation**

\$1,140,731.00(?)

Budget



▶ Personnel

▶ *Funded*

- ▶ 2 Program Managers
- ▶ 7 Community Workers
- ▶ 4 Social Workers

Contact

Angel Zambrano, *Manager,*
APH Neighborhood Services Unit

Office: 512-972-6750

Angel.Zambrano@austintexas.gov

