



# **DISPLACEMENT PREVENTION: Home Repair & Construction Services Program Activities, Outcomes, Cadence & Report Format**

Austin Housing | December 9, 2025

# Contents

FY25 Households Served

Demographic Information

Geographic Impact

Challenges & Opportunities

# Households Served



ACTIVITY	GOAL	HOUSEHOLDS SERVED	FUNDING
Home Repair Loan Program	6	5	CDBG
Minor Home Repair Program	82	56	CDBG
Private Lateral (PLAT)	15	7	Austin Water
Plumbing	15	23	Austin Water
Architectural Barrier Removal (Homeowner)	60	66	CDBG
Architectural Barrier Removal (Renter)	7	0	Housing Trust Fund
GO! Repair	292	204	GO Bonds
<b>TOTAL</b>	<b>477</b>	<b>361</b>	

2024 Annual Inquiries: 1,354

2025 Annual Inquiries: 1,379

For calendar year 2025, we served approximately 26% of households that submitted an initial application/inquiry.

# Households Served

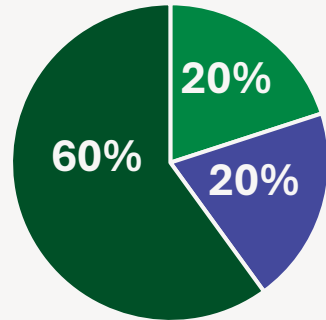


- While onboarding new nonprofit partners and HUD-required Environmental Reviews extended project timelines, these investments build long-term capacity. Repairs addressed critical health and safety risks such as faulty wiring, unsafe flooring, and inadequate heating, directly reducing emergency repair needs and improving household stability.
- Together, these programs served more than 361 households citywide, improving accessibility, safety, and quality of life. The ABR program's overperformance highlights the strength of established systems, while the MHR program's transitional challenges lay the groundwork for expanded reach in future years. Both programs underscore the City's commitment to equity, independence, and community well-being, ensuring residents can thrive in safe, accessible homes.

# Demographic Impact

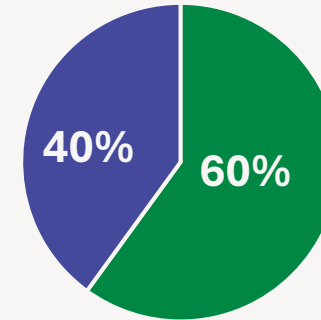
## Home Loan Rehabilitation Program

Ethnicity



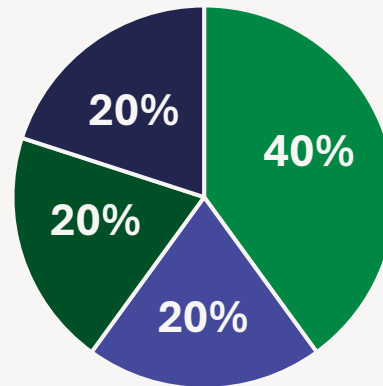
■ African American ■ Caucasian ■ Hispanic

Female Head of Household



■ Yes ■ No

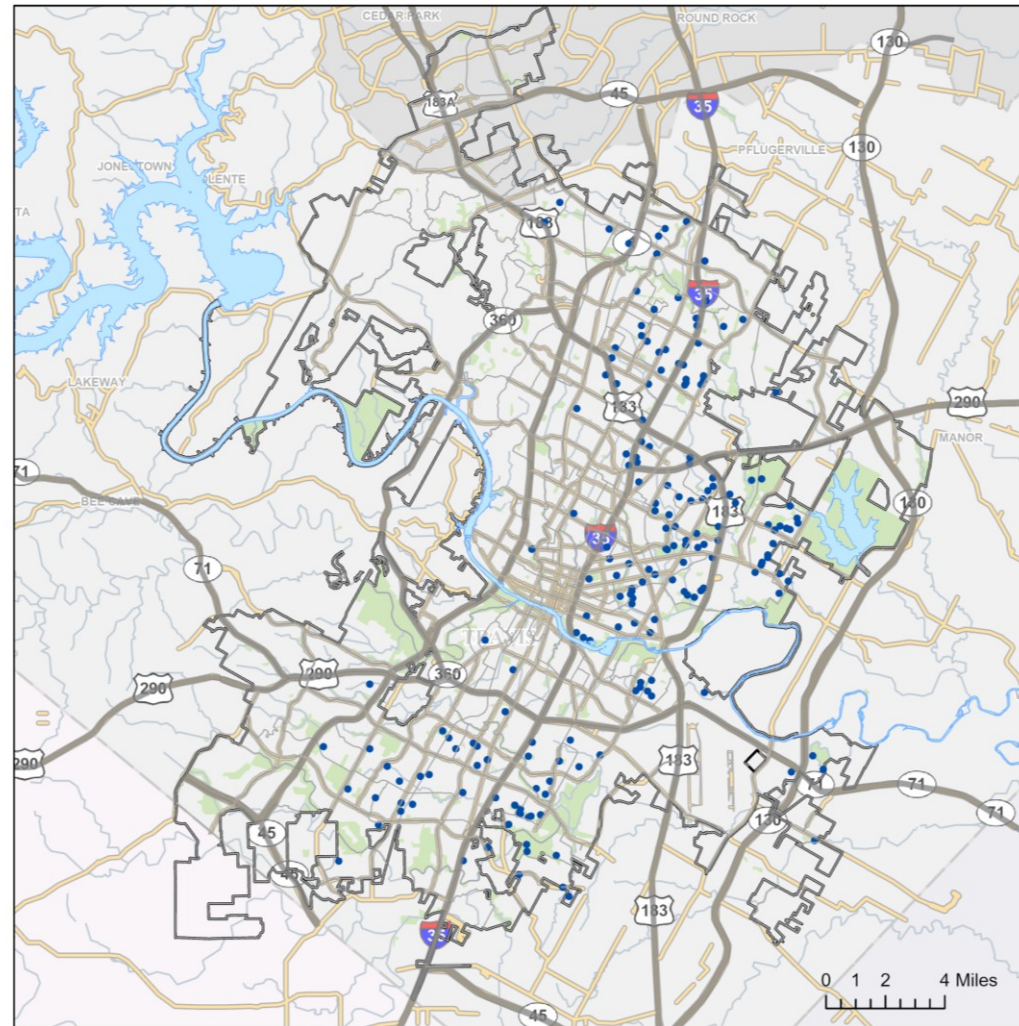
Age of Home



■ 75 Years > ■ 55 Years ■ 45 Years ■ 20 Years <

# Geographic Impact

- This map shows the demographic dispersion of where households were served.
- This information is consistent with much of the existing data which show the socio-economic disparities with a large percentage of households receiving services throughout Austin's Eastern Crescent.



## City of Austin Home Repairs FY24

Home Repairs FY24

- Home Repair Approximate Location

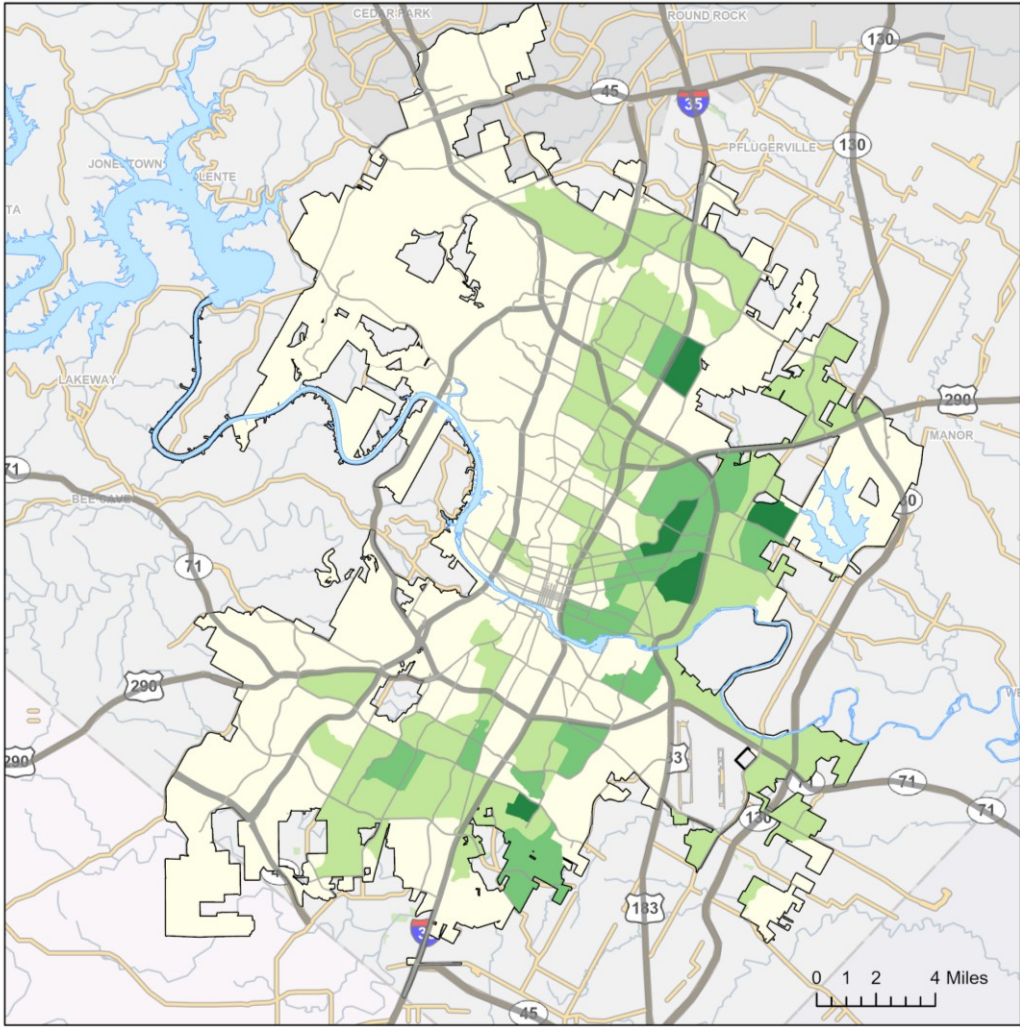
City of Austin (Full & Limited Purpose)



# Geographic Impact

## Key

- 0 Households
- 1 – 2 Households
- 3 – 5 Households
- 6 – 8 Households



City of Austin Home Repairs FY24

Home Repairs FY24	City of Austin (Full & Limited Purpose)
0	
1 - 2	
3 - 5	
6 - 8	



# Challenges & Opportunities

## Challenges

- Long waiting lists
- Increasing Construction Costs
- Staff Capacity
- Unpaid Taxes
- Federal Funding
- Outdated Data Collection and Reporting Systems

## Opportunities

- Increase program efficiencies
- Multiple Funding Sources
- Expand the pool of contractors providing services
- Update Data Collection and Reporting Systems
- Update application process(es)
- Targeted marketing of programs and home repair workshops
- Recruited and Hired a New Division Manager

## Requests from CDC Meeting November 2025:

- Annual Program Budgets
- Resource List for Emergency Rent Assistance (city-wide)
- Program supply and demand (waitlists, applications submitted vs. households served)
- Contextual Story(ies) – Understanding the impact

# Reporting Cadence & Focus Area



## Quarter 1:

- January
  - Displacement Prevention – Strategic Development
- February
  - Displacement Prevention – Strategic Investments (Project Connect)
- March
  - **Austin Housing Quarterly Report**

## Quarter 2:

- April
  - Displacement Prevention – Strategic Investments (Tenant Stabilization)
- May
  - Displacement Prevention – Home Repair & Construction Services
- June
  - **Austin Housing Quarterly Report**

## Quarter 3:

- July
  - Real Estate Development – Project Connect
- August
  - Real Estate Development – DPA, Preference Policy & CLT
- September
  - **Austin Housing Quarterly Report**

## Quarter 4:

- October
  - Real Estate Development – Development & Funding
- November
  - Real Estate Development – Real Estate Partnerships
- December
  - **Austin Housing Quarterly Report**

# Questions



*Thank you!*

*Nefertitti Jackmon*

*Community Displacement Prevention Officer*

*[nefertitti.jackmon@austintexas.gov](mailto:nefertitti.jackmon@austintexas.gov)*

*512-974-3196*