

# CIS Central Texas

## Services and Outcomes for Austin Students



Communities  
In Schools®

---

Central Texas

In schools to help kids stay in school.

**“Young people thrive when they have a sense of belonging to a caring community.”**

**Bill Milliken**

**Founder of Communities In Schools**



# The Evidence-based CIS Model

# Harvard University: CIS Impact on Attendance, Graduation, and Economic Mobility

**When CIS is on campus, the whole school community succeeds.**

A landmark study by Opportunity Insights in partnership with the EdRedesign Lab at the Harvard Graduate School of Education analyzed outcomes for more than **16 million Texas students over two decades**.

The research finds that the Communities In Schools model significantly improves **test scores, attendance, graduation rates, college enrollment, and adult earnings** by providing individualized, school-based wraparound supports.

- Students in CIS schools experienced **5% higher graduation rates** and were more likely to be employed as adults.
- Every **\$1,000 invested** in CIS supports increased future earnings by **\$400 per year**, compared to **\$40** from the same investment in class-size reduction.
- Long term, a **\$3,000 investment** per student generates more than **\$75,000 in lifetime earnings** and **\$7,100 in federal tax revenue**, making CIS one of the **highest-return education interventions studied**.



Combining the studies, **the researchers estimate that CIS produces a 12:1 return on investment** based on a combination of educational attainment, lifetime earnings/taxes paid, and lower reliance on public assistance/ likelihood of justice system involvement

# Integrated Student Support (ISS) Model



## Tier 3: Individualized Support

- Working one-on-one with students
- Intensive mental health supports
- Providing basic needs
- Home visits

## Tier 2: Targeted Programs

- College campus tours
- Self-esteem groups
- Leadership groups
- Friendship skills development groups

## Tier 1: Schoolwide Services

- Attendance challenge
- Red Ribbon Week
- Kindness Week
- Career Fairs
- Basic Needs

# CIS Layered Supports in Austin



## Intensive Case Management

- 90 Professional CIS Staff
- 30 AmeriCorps Members/ Interns



## Partner-provided Services

- 81 community organizations provide CIS-coordinated services



## Mental Health and Wellness

Licensed clinicians provide no-cost, school-based mental health care to students, expanding access to services amid rising needs in Central Texas. CIS also places Master's-level social work interns from 20+ university partners and delivers trauma-responsive training and family-centered referrals for school communities.



## Higher Education and Career Readiness Supports

Academic and postsecondary supports from test prep through applications and financial aid, plus college and career exposure.

**New in 2025-26:** PATHS expands CIS wraparound supports onto ACC campuses.



## HACA and SmartKids

CIS provides intensive case management and wraparound supports for students and families living in housing authority sites, including on-site family engagement and community connections.

SmartKids delivers daily afterschool and summer programming with tutoring, enrichment, and meals, resulting in **100% of participants improving academic grades in 2024-25.**



## ASPIRE Family Literacy Program

CIS ASPIRE delivers family literacy and early childhood education for families with children ages 0-7.

Results include **100% of parents improving parenting or self-sufficiency skills, 92% advancing at least one level in adult education or English, 100% developmental screening for children ages 0-3, and 85% pre-literacy gains for children ages 3-5.**

# Menu of Case Management Services

## Mental & Behavioral Health:

- Behavior Intervention, Skill Building Activities, Conflict Resolution, Crisis Intervention
- Mentoring
- Professional Mental Health Services
- Safety Intervention Student /Teacher Conferences

## Enrichment:

- Field Trips
- Summer Camps and activities
- Creative Arts/ Recreation activities
- Before and after school activities
- School Climate activities

## Parent/ Family Engagement:

- Home visits
- Parent Conferences
- Family referrals to community resources
- Care Coordination & ASPIRE multi-generational learning programs

## Case Management/ Goal Setting & Monitoring:

- Individual goal setting for academic, attendance, and behavior needs
- Goal-related intervention planning with student; monitoring check-ins
- Case consultation, staffing, service coordination

## Academics & Attendance:

- Tutoring and Homework Assistance
- Student / Teacher Conferences
- Attendance Interventions
- Language Acquisition Support (Emergent Bilingual)

## Health & Human Services:

- Basic Needs Assistance: (food, clothing, household, rental assistance, utilities)
- Transportation assistance
- Independent Living Skills Development
- Agency Referrals

# Who We Serve



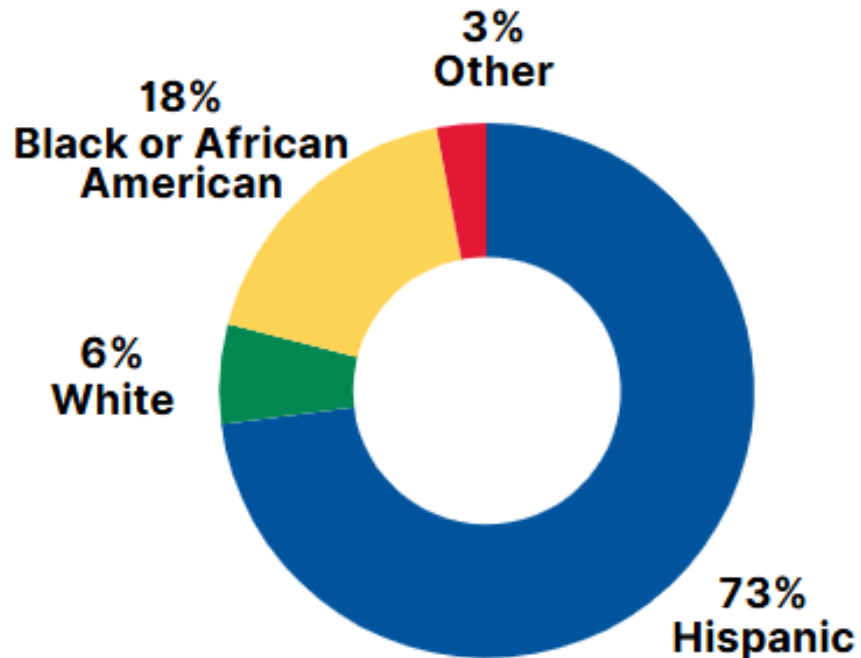
**72**  
**Schools**

- 55 Austin ISD
- 13 Del Valle ISD
- 4 Harmony Public Schools

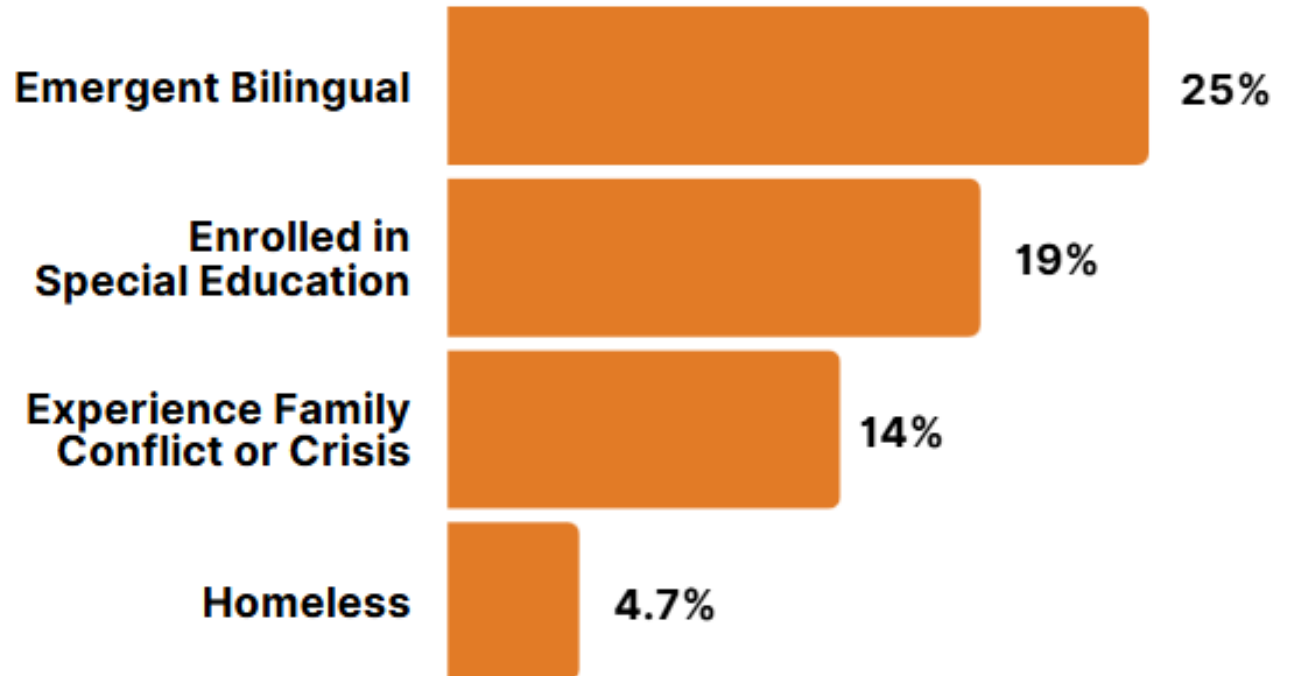


**96%**  
of students qualify for free or reduced-price lunch.

## Demographics



## Student Attributes



# 2024-25 Austin ISD Services



**28,245**  
students  
received school-  
wide supports



**5,114**  
students  
received  
intensive case  
management



**\$433,569**  
direct assistance  
to students &  
families



**94%**  
of student body  
received school-  
wide supports (on  
55 campuses)



**81**  
community  
partnerships  
provided service

# Total Unique Services Provided: 188,173



**93,981**

**Hours of Direct  
Service**

- **61,657** Behavior/mental health supports
- **70,923** Individual case management check-ins
- **20,931** Basic Needs Assistance
- **5,012** Tutoring/ Homework Assistance Sessions
- **3,023** Attendance Interventions
- **14,277** Parent/Family Engagement Activities



**1,438**

**Intensive  
Home Visits**



**9,557** Community  
Partner-provided  
Services, totaling  
**6,815 Hours**



# Direct Financial Assistance for Students and Families

CIS Student and Family Assistance (SAFA) provides a variety of financial supports

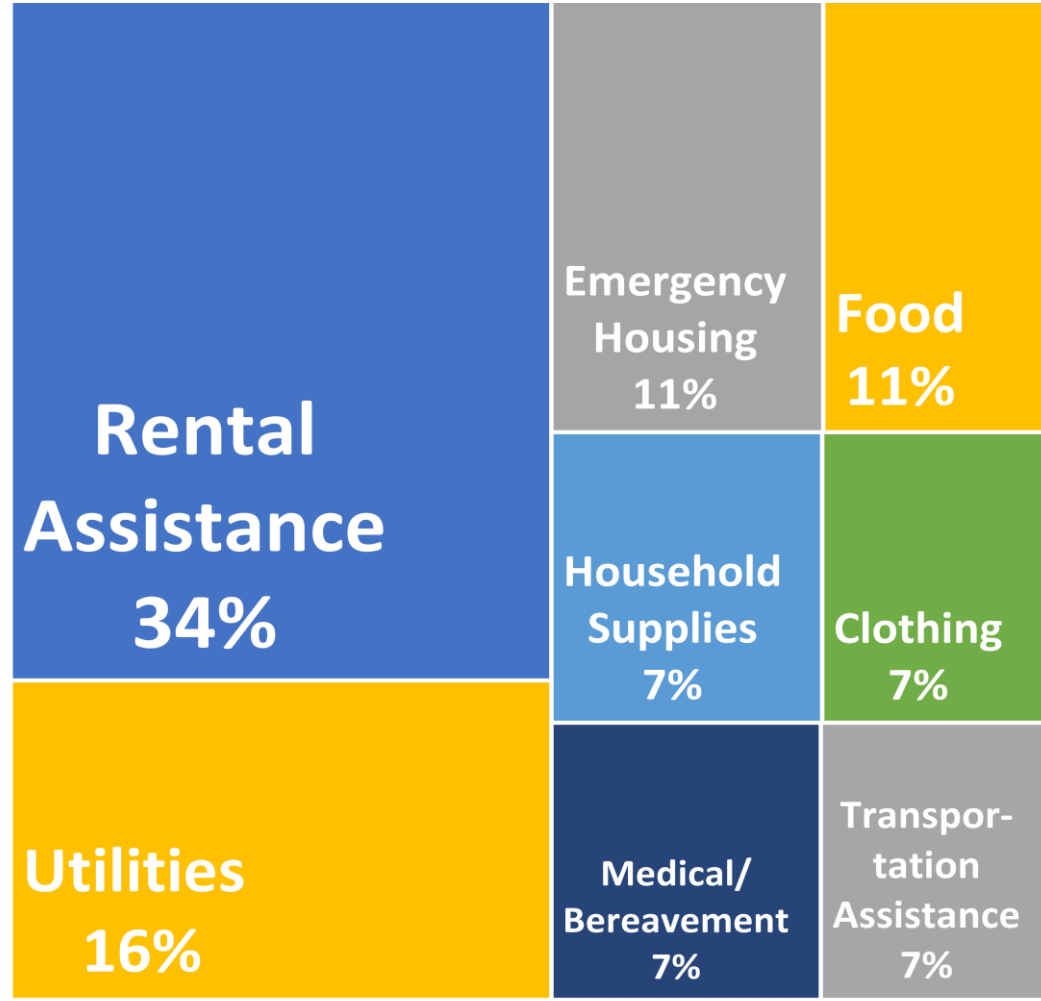


**\$1,102,400**

**Total provided in  
past 3 years**


CIS has been a tremendous help. We've fallen on hard times and thankfully this program has given us a bit of a safety net to fall back on. Ms. Valle is always so warm and welcoming. My daughter loves to just talk to and be around her. – Pickle ES Parent

“So grateful to CIS. Not only helps my son in school, but our electricity was disconnected in the beginning of the year due to the high bill and my low income affordability. CIS made a financial contribution to help get our electricity back on.” – Akins HS Parent



# CIS Community Partners serving Austin Students

9,557 services provided by  
81 CIS-leveraged partners, including:



# Good Work and a Good Deal: CIS in City of Austin Return on Investment

**\$12,431,100** total funding leveraged

**\$837,000** in City of Austin funding

**13.9 x** CIS-leveraged vs. City funding

**\$14.85** dollars raised/dollars invested

City Pays

**6.7%**

of total direct  
program cost

# 2024-25 Student Outcomes

# 2024-25 Student Outcomes



**99.9%**

stayed in school



**99.3%**

graduated or were promoted to next grade level




**90.8%**

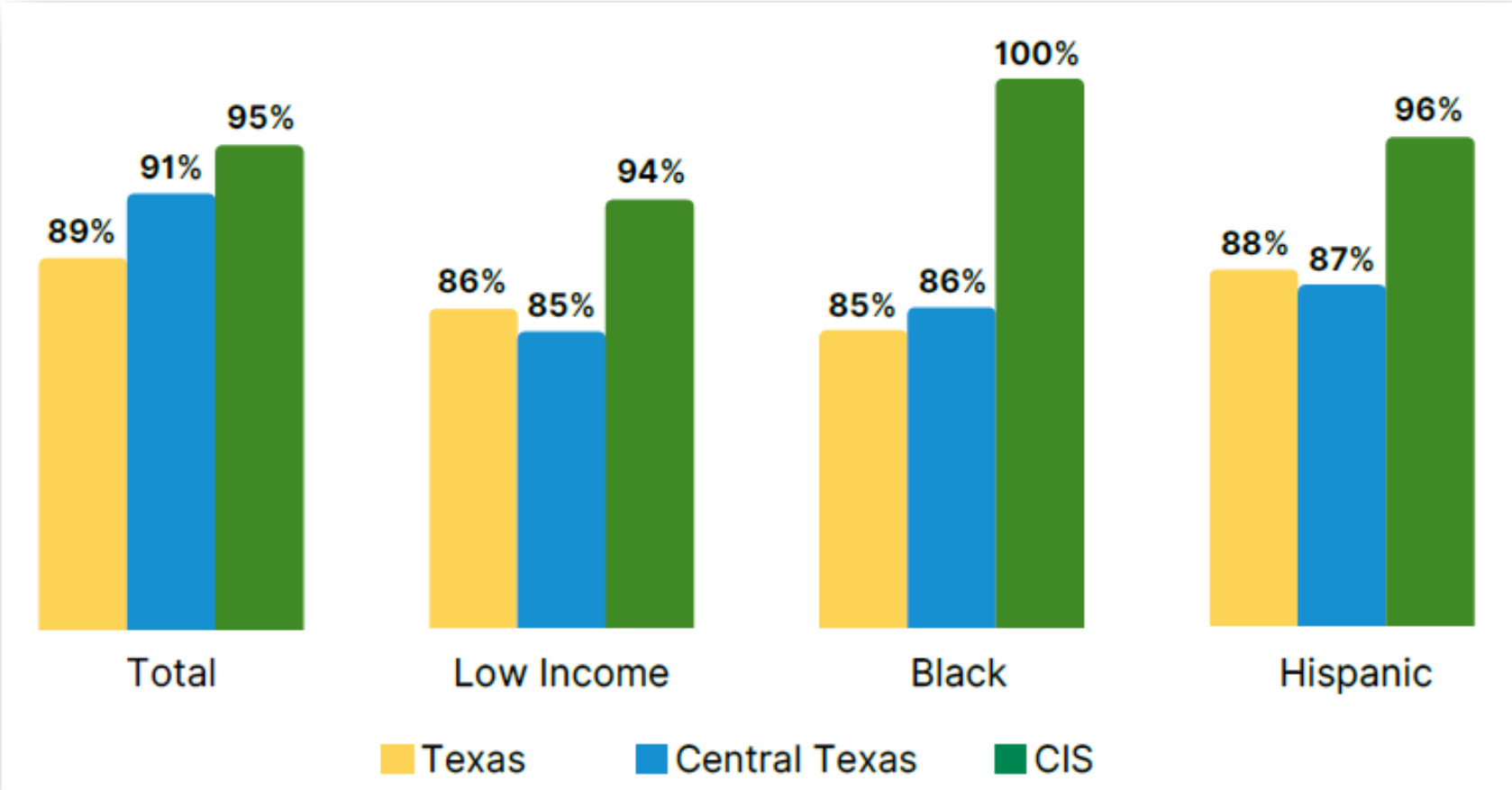
improved in one or more of their individual academic, attendance, and behavior need areas



# Mental/Behavioral Health Improvement by Need Area



# CIS Graduation Rates Exceed State and Region Averages



**“We love our CIS person. She is so dedicated and works so hard. It would be even more beneficial if there was a 2nd person on our campus. This program has made such a huge positive impact with our students and families.”**  
– T.A. Brown ES Teacher

**“Destiny has been wonderful helping me find resources in the community to help my son volunteer and make connections. She's checked in on him at school when he's gone through difficult times. I'm just so, so very grateful for Destiny and Communities in Schools!”** – Garza HS Parent

# CIS Mental Health and Wellness Unit: Licensed therapists provide up to 12 free counseling sessions for high-need students

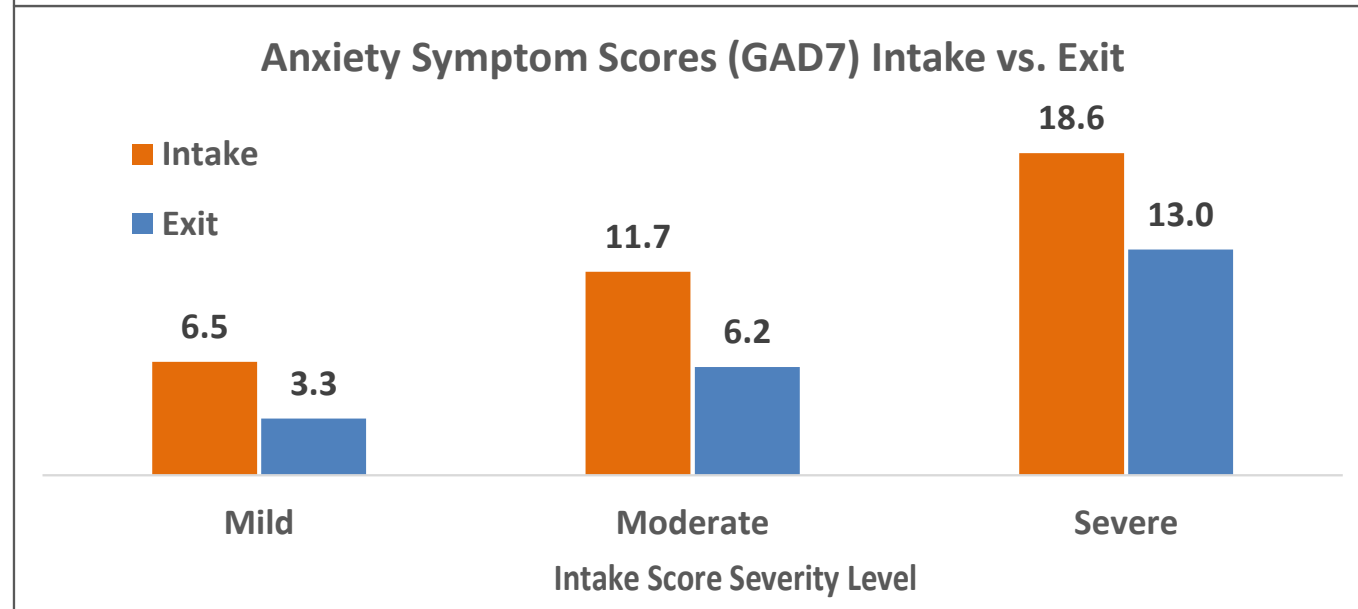
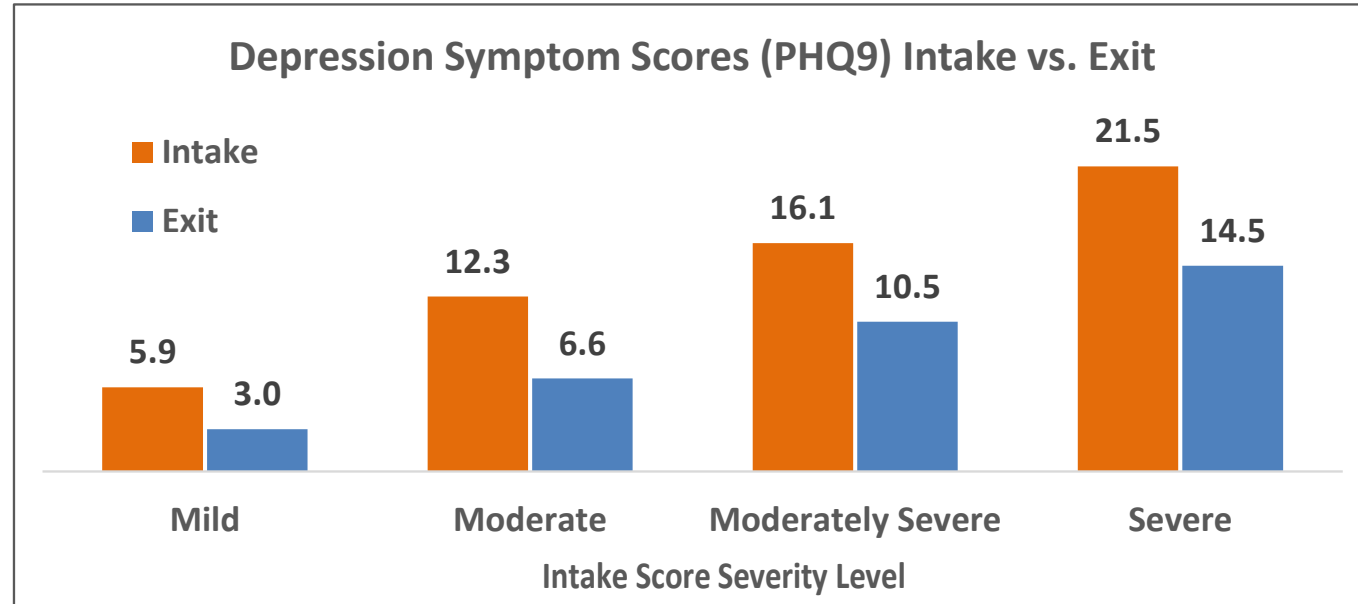
**93%** of students who scored as “moderate” or “severe” on clinical scales of depression and/or anxiety (PHQ9 and GAD7) showed a decrease in symptoms.

**96%** improved their individual academic, attendance, and behavior need areas.

**1,721** services for **1,580** hours

**~\$240,000** value at no cost to families

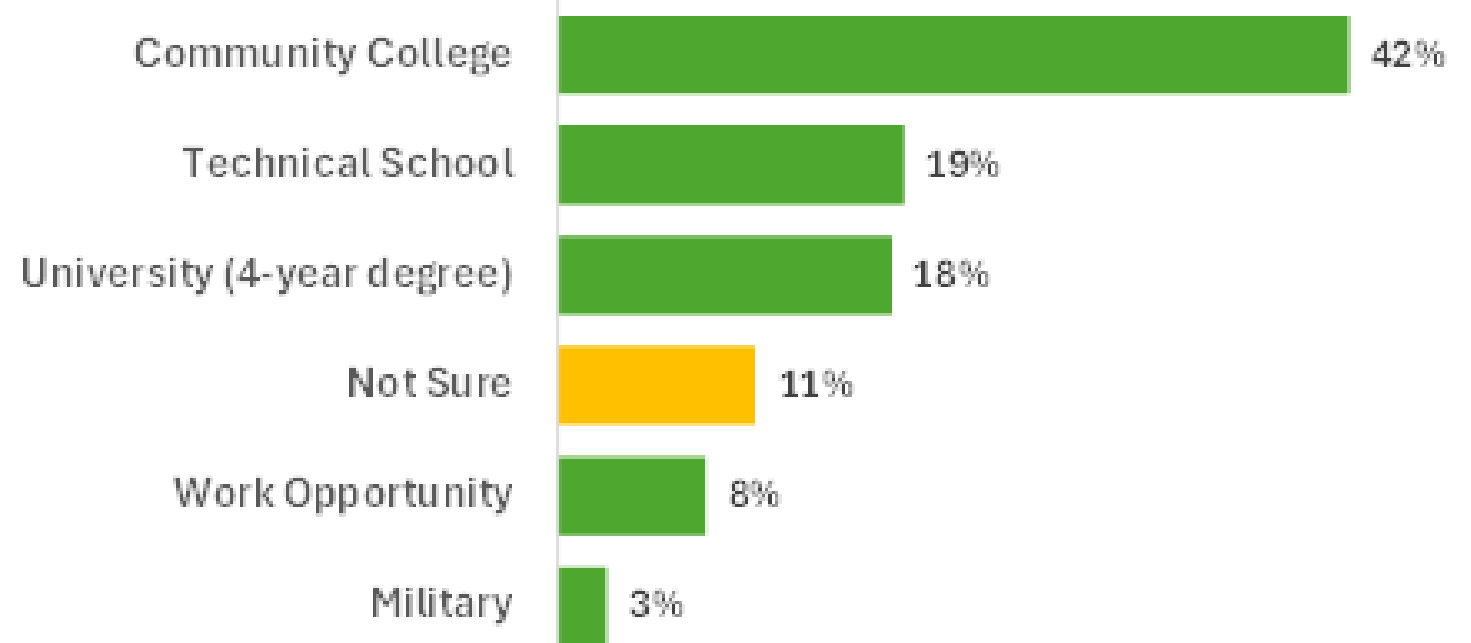
Based on Central Texas area average of \$150-\$180/hour for child/youth professional counseling.



# Male Student Achievement Program (MSAP)

**89%** of Seniors fished the year with a plan to pursue post-secondary education, training, work opportunities, or military training.

**79%** plan to enroll in postsecondary education directly after high school.



- ✓ **First Generation:** Of the 79% of seniors who will be enrolling directly into postsecondary education, **71%** will be first-generation college students.
- ✓ **Financial Aid:** CIS supported **85%** of postsecondary-bound students in submitting FAFSA/TAFSA applications.
- ✓ **Transition Support:** **72%** of graduated seniors requested and received continued support from CIS over the summer and in their first year of post-secondary education.



# Community Feedback Surveys

## Net Promoter Score (NPS)



**Faculty, staff and families rated how likely they were to recommend CIS to a colleague, friend or neighbor.**

The average score provided was **9.4/10**.

**93%** would recommend CIS 8/10 or higher.

**96%** would recommend 7/10 or higher.

Net Promoter Score measures customer satisfaction. A "good" NPS is generally considered to be above 50; with **scores above 70 being considered outstanding.**

### Nonprofit NPS benchmarks

- Lower quartile: 41
- Median: 63
- **Upper quartile: 79+ (top 25%)**



# Q&A

## Next Steps

# Thank you



Communities  
In Schools®

---

Central Texas

In schools to help kids stay in school.