



# Economic Mobility

---

Austin Equity & Inclusion

# Our Time Together


- **Economic Mobility Overview**
- **Quality-of-Life Studies: Key Connections**
- **Building the Economic Mobility Index**
- **Turning the Index Into Action**
- **Upcoming Event**



# What Drives Economic Mobility

***Economic mobility is shaped by our systems, policies, and investments — not just individual effort.***

*Mobility includes building wealth and long-term stability for future generations.*



Beyond Wages

*Education, health, housing, childcare, and strong social conditions enable families to thrive.*



Quality of Life

*In Austin, persistent disparities limit opportunities, but a person's future shouldn't be determined by their neighborhood or systemic barriers.*



We Shape Systems

# Quality-of-Life Studies: Key Connections

## High-Level Themes



### Financial Progress & Economic Outcomes

- Deeply affordable housing
- Job pipelines and employment access
- Utility assistance and energy relief programs



### Opportunities & Access

- Teen job search portal
- Strengthen multilingual outreach
- Partnerships with schools, nonprofits, and public agencies



### Quality of Life & Well-Being

- Pop-up clinics in high-need areas
- Culturally competent healthcare training
- Inclusive planning processes for older adults



### Families, Communities, & Systems


- Neighborhood safety audits
- Greening and beautification initiatives
- Strengthen family-support systems through childcare access and wraparound services

# Definition



**Economic mobility addresses systems to improve unfair conditions that influence whether individuals, families, and communities can prosper over time and across generations.**

**It means access to opportunities and resources needed for basic needs, financial security, and a dignified, high quality of life — regardless of race, place, gender, or ability.**



# Economic Mobility Index

Human-centered, place-based tool  
for understanding conditions that shape residents' ability to  
thrive in Austin.

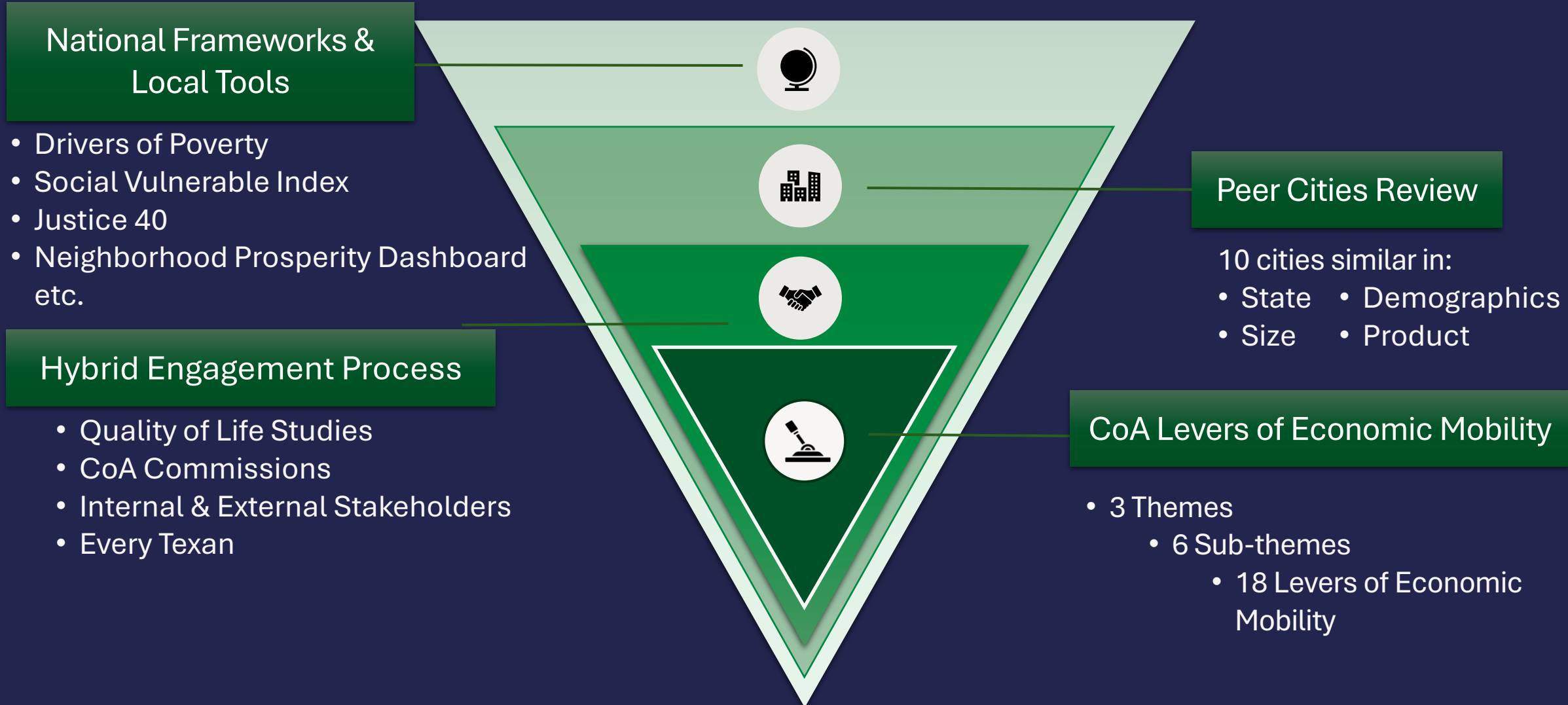
Visualizes neighborhood-level disparities as defined by economic mobility.

Focuses on underlying conditions to guide service delivery and decision-making using data and community insights.

Provides a common lens to support coordination, planning, and shared outcomes—without replacing existing tools.



# Our Approach: Identifying Levers



## Early childhood foundations shape mobility

- Indicator: Enrollment in early education (public)

## Community resources and conditions strongly influence overall health

- Indicator: Life Expectancy of a census tract

## Emphasis on safety, stability, and community integration

- Indicator: Percent of individuals in group quarters by type

## Extreme heat is a growing concern

- Indicator: Heat Disparity

## 1 Health & Wellbeing

- **Health Access and Resources**
  - Percent of individuals without health insurance
  - Enrollment in early education (public)
  - Life Expectancy of a census tract
- **Wellbeing and Activity**
  - Percent of individuals with a disability
  - Percent of population aged 65+ with an ambulatory disability
  - Percent of people with low physical activity

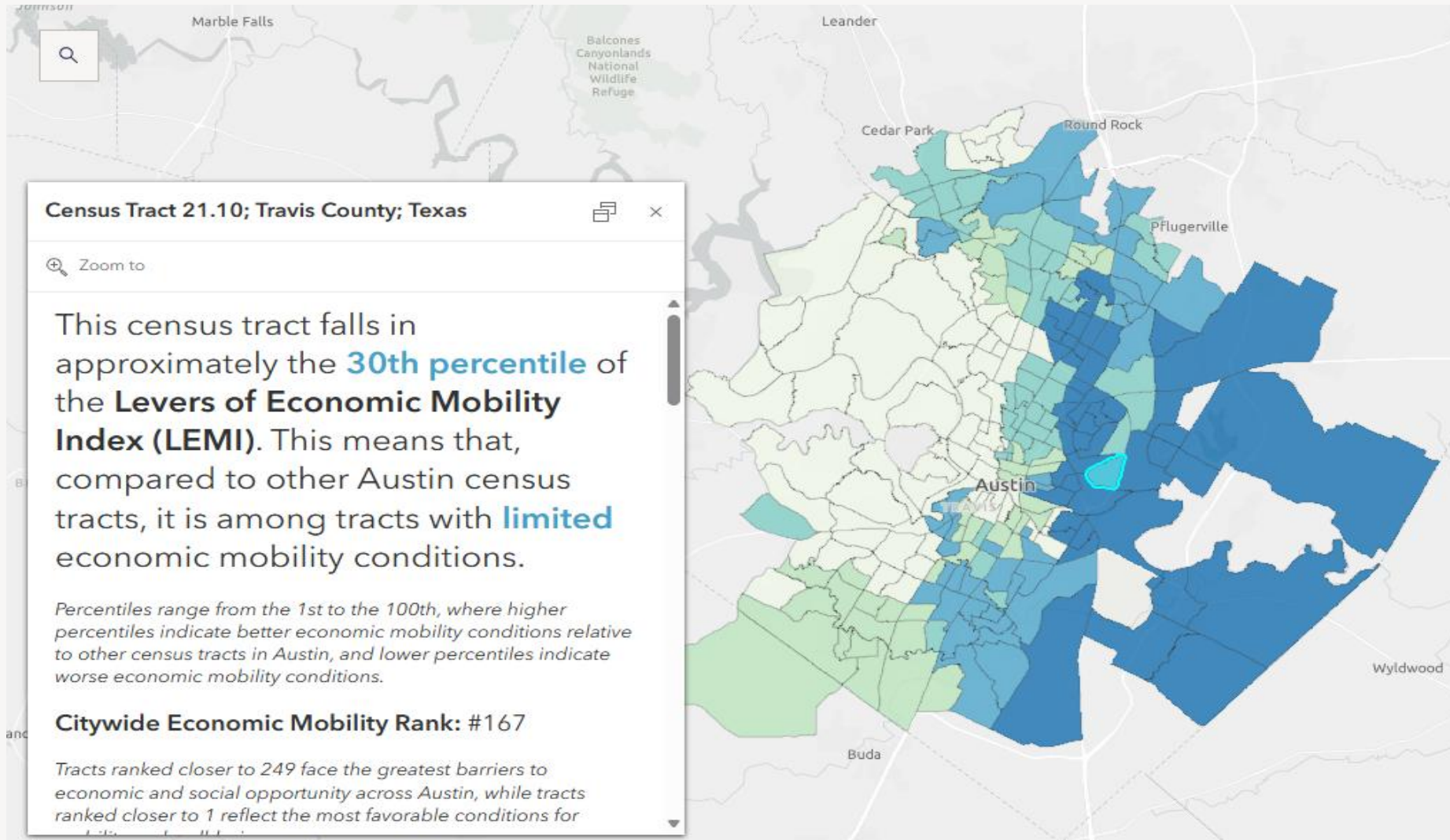
## 2 Livelihood & Work

- **Income and Employment**
  - Median household income
  - Underemployment rate
  - Percent of individuals living in poverty
- **Household Stability and Cost Burdens**
  - Eviction filing rate
  - Household Support Risk Score
  - Energy burden (% income)

## 3 Access & Belonging

- **Education, Language, Digital Access**
  - Percent of households with Limited English Proficiency (LEP)
  - Percent of households with no internet access
  - Percent of individuals with less than a high school diploma
- **Environment and Neighborhood**
  - Percent of individuals in institutional group quarters
  - Percent of individuals in concentrated poverty tracts
  - Heat Disparity

# StoryMap Snapshot



# Partnerships and the Economic Mobility Index



Match Services to Need

Targeted Outreach

Prioritize Investments

Strengthen Pathways

Measure Impact

Support Shared Messaging

**Every partner. Every policy.**

**Every department. Every decision.**

**Together we shape economic mobility.**



# Save the Date

## 2026 Fair Housing and Economic Mobility Conference

Health & Wellbeing - Livelihood & Work - Access & Belonging



## 2026 Fair Housing and Economic Mobility Conference

Where you live shapes access to schools, job opportunities, and health. Join the City of Austin and partners across housing, workforce, and education for insightful speakers, engaging sessions, and meaningful conversations about what it takes for every Austinite to thrive.

**April 29, 2026 | 9:00 am - 4:00 pm**



Norris Conference Center  
2525 W Anderson Lane #365, Austin, TX 78757